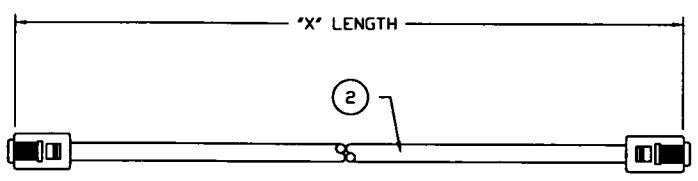


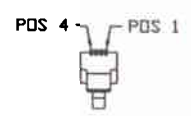
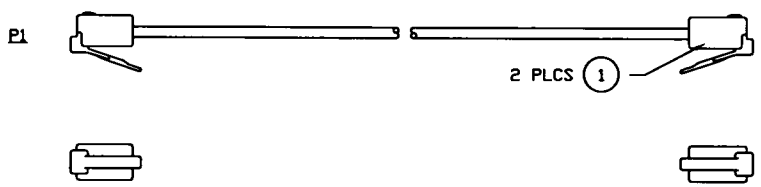
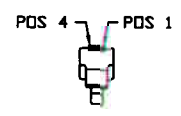
THESE DRAWINGS AND SPECIFICATIONS ARE THE SOLE PROPERTY OF I/O INTERCONNECT INC., U.S.A. AND SHALL NOT BE REPRODUCED, COPIED, OR USED IN ANY MANNER WITHOUT THE PRIOR WRITTEN CONSENT OF I/O INTERCONNECT INC. OR ITS AFFILIATED SUBSIDIARIES.

DWG. NO.	ZONE	REV.	DESCRIPTION	DATE	APPROVED
XX4-511-D		C	ECN C285	08/21/01	K.C.
		D	ADD NOTE & CHANGE P/N TO ROHS COMPLIANT PER ECN D628	04/22/05	M.G.



WIRE DIAGRAM

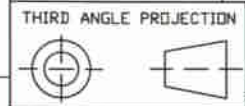
P1		P2
1	BLACK	4
2	RED	3
3	GREEN	2
4	YELLOW	1



NOTES: UNLESS OTHERWISE SPECIFIED.

1. CABLE TO BE BUNDLED AND TWIST TIED.
2. TEST CABLE FOR ALL OPENS & SHORTS.
3. PACKAGE CABLE ASSEMBLY INDIVIDUALLY IN PLASTIC BAG. PACKAGE INDIVIDUAL BAG PER LOT NUMBER QUANTITIES.
4. MARK OUTSIDE OF SHIPPING BOX WITH DIGI-KEY PART NUMBER.
5. PLACE BAR CODE LABEL ON THE OUTSIDE OF EACH SHIPPING BOX LABEL DETAIL SEE DWG 090-990-001.
6. ALL METRICAL SHOULD BE ROHS COMPLIANT.

T.B.D.	GLF-444-254-511-D	25.0 FT ± 4.0 IN 7.62 M ± 101.6 MM
H1442-14-ND	GLF-444-144-511-D	14.0 FT ± 3.0 IN 4.27 M ± 76.2 MM
H1442-07-ND	GLF-444-074-511-D	7.0 FT ± 2.0 IN 2.13 M ± 50.8 MM
PART NUMBER DIGI-KEY	PART NUMBER I/O INTERCONNECT	LENGTH "X"



I/O INTERCONNECT
SANTA ANA, CALIFORNIA

REV. D

TITLE: 4P4C MODULAR, STANDARD STYLE, BLACK, CABLE ASSEMBLY P/N: H1442-XX-ND

PART NO: GLF-444-XX4-511-D

DWG NO: GLF-444-XX4-511-D

CUSTOMER: DIGI-KEY

SCALE: NONE

SHEET 1 OF 1

UNLESS OTHERWISE NOTED:
1) DIMENSIONS ARE IN INCHES (MILLIMETER)
2) TOLERANCES:
X.XX ± 0.25 (6.35)

ITEM	QTY	MFG.	IDI PART NO.	DESCRIPTION
2	"X"	IDI	GLF-120-410-010	MODULAR CABLE, 26 AWG (7/34) BARE COPPER, 4 CONDUCTOR, UNSHIELDED, BLACK PVC.
1	2 PCS	IDI	GLF-325-441-50X	CONNECTOR, MODULAR PLUG, 4 POSITION, 4 CONDUCTOR, 50u" Au, FLAT TYPE EXIT.

CABLE ASSEMBLY PARTS LIST