FEMALE PLUG M12 STRAIGHT TO MALE PLUG M12 STRAIGHT

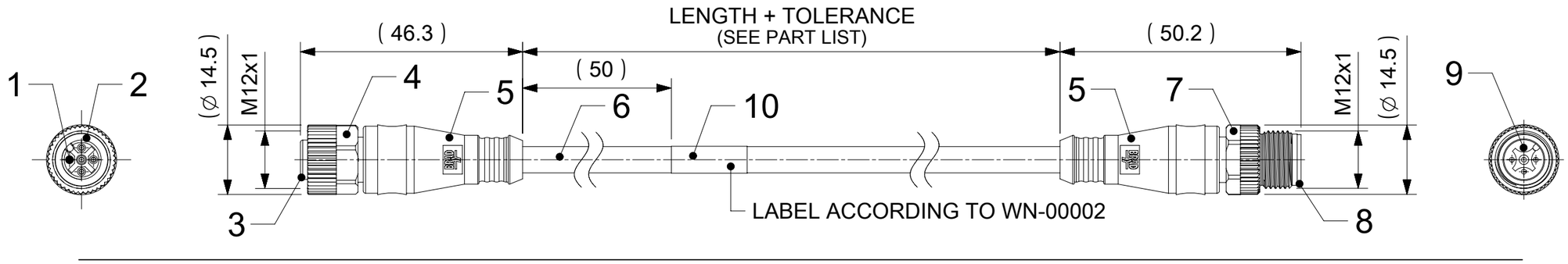

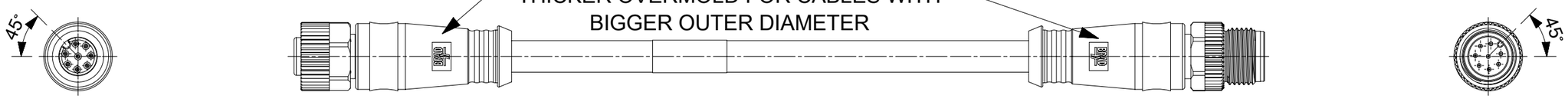

NOTES:
CONTACT CURRENT RATING: 3-5 POLES 4A
8 POLES 2A
VOLTAGE RATING: 3-4 POLES 250V
5 POLES 60V DC
8 POLES 30V
PROTECTION CLASS: IP 67
TEMPERATURE: -25°C / +85°C

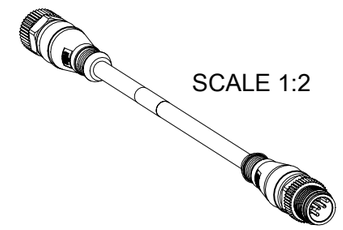

CONTACT POSITION FRONT VIEW:

	3 POLES		4 POLES		5 POLES		5 POLES		8 POLES	
CABLE	B30, B55		B30, B33, B36, B55		B30, B33, B36, B55		B42		B41, B49	
FEMALE	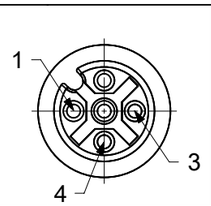		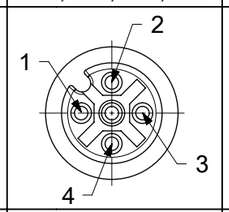		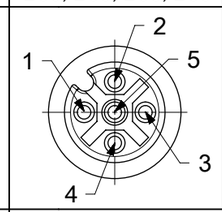		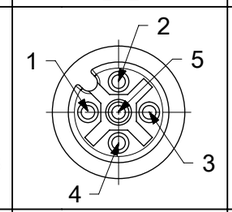		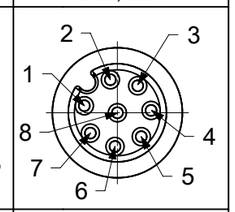	
MALE	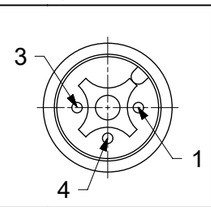		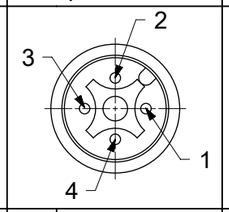		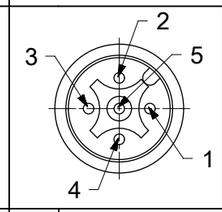		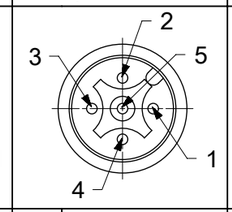		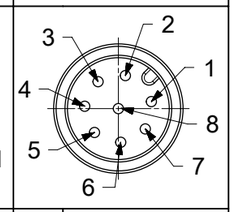	
CONNECTIONS	PIN	WIRE	PIN	WIRE	PIN	WIRE	PIN	WIRE	PIN	WIRE
	1	BROWN	1	BROWN	1	BROWN	1	BROWN	1	WHITE
	2	---	2	WHITE	2	WHITE	2	WHITE	2	BROWN
	3	BLUE	3	BLUE	3	BLUE	3	BLUE	3	GREEN
	4	BLACK	4	BLACK	4	BLACK	4	BLACK	4	YELLOW
	5	---	5	---	5	GREY	5	GREEN/ YELLOW	5	GREY
									6	PINK
									7	BLUE
									8	RED

CODING REQUIRED TO IEC 61076-2-101

FOR OPTIONS SEE - NUMERICAL CODE - ON SHEET 2

ITEM	QTY.	DESCRIPTION	MATERIAL	FINISH
10	1	LABEL OR PRINTING	VINYL / ---	---
9	3 / 4 / 5	CONTACT M12 MALE	COPPER	SELECTIVE GOLD OVER NICKEL
	8		BRASS	SELECTIVE GOLD OVER NICKEL
8	1	INSERT MALE BLACK	TPU	---
7	1	COUPLING NUT MALE	SEE SHEET 2	SEE SHEET 2
6	-	CABLE	SEE SHEET 2	---
5	-	OVERMOULDING	TPU	SEE SHEET 2
4	1	COUPLING NUT FEMALE	SEE SHEET 2	SEE SHEET 2
3	1	INSERT FEMALE BLACK	PUR	---
2	1	ORING RED	FPM	---
1	3 / 4 / 5	CONTACT M12 FEMALE	BRONZE	SELECTIVE GOLD OVER NICKEL
	8		BRASS	SELECTIVE GOLD OVER NICKEL

THIS DRAWING CONTAINS INFORMATION THAT IS PROPRIETARY TO MOLEX ELECTRONIC TECHNOLOGIES, LLC AND SHOULD NOT BE USED WITHOUT WRITTEN PERMISSION

DIMENSION UNITS	mm
SCALE	1:1
GENERAL TOLERANCES (UNLESS SPECIFIED)	
ANGULAR TOL ±	1.0 °
4 PLACES ±	
3 PLACES ±	
2 PLACES ±	0.05
1 PLACE ±	0.3
0 PLACES ±	0.5
DRAFT WHERE APPLICABLE MUST REMAIN WITHIN DIMENSIONS	

CURRENT REV DESC: NEW P/N´S ADDED

EC NO: 687807
DRWN: RSCHIEBER 2021/12/01
CHK'D: RSILLER 2021/12/07
APPR: RSILLER 2021/12/07

INITIAL REVISION:
DRWN: JMARSZALEK 2016/07/22
APPR: RSILLER 2016/08/29

THIRD ANGLE PROJECTION | DRAWING: A3-SIZE | SERIES: 120066

molex

CSE M12 XP AC FE STR WSOR MA STR XM DE

PRODUCT CUSTOMER DRAWING

DOCUMENT NUMBER	DOC TYPE	DOC PART	REVISION
1200668993	PSD	000	A16

MATERIAL NUMBER	CUSTOMER	SHEET NUMBER
SEE SHEET 3 & 4	GENERAL MARKET	1 OF 4

DOCUMENT STATUS	P1	RELEASE DATE	2021/12/07 06:44:37

FORMAT: molex © size A3
REVISION: J
DATE: 2020/01/14

ENGINEERING NO. - NUMERICAL CODE (Available parts see PART LIST table. Other parts available upon request).

OPTIONS

8	8	X	0	3	0	X	X	X	X	X	X	X	X

88=M12x1
Double ended

Poles:
3=3 Poles
4=4 Poles
5=5 Poles
8=8 Poles

Heads style:
030=Plug Female Straight
to Plug Male Straight

Cable type: See Table

Units:
M=Meter
C=Centimeter
T=10x Meter

Length
Examples:
005=0.5 units
010=1 units
020=1 units
050=5 units
100=10 units
150=15 units
200=20 units

Overmold color:
Blank (Standard)=Black
A=Grey / G=Black / Y=Yellow / R=Red

Coupling Nut:
Blank (Standard)=Knurled/Hex Brass, Ni Plated
5=Knurled Derlin
7=Knurled Brass Ni Plated, Teflon Coated

H= 2 pcs. of I/D Carrier PVC Transparent
(Cable B36 always with
2 pcs. I/D Carrier)

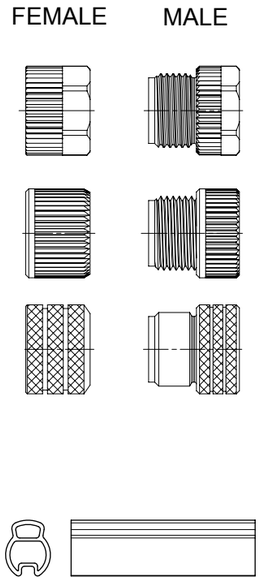

CABLE INFORMATION (for more information see Cable Data Sheet)

CABLE TYPE	NO. OF WIRES	CROSS SECTION	CABLE JACKET	UL	CSA	STATIC: TEMP. / BENDING RADIUS	DYNAMIC: TEMP. / BENDING RADIUS	DRAG CHAIN: TEMP. / BENDING RADIUS	DRAG CHAIN	CABLE PRODUCT SPECIFICATION	CABLE SPEC. DRAWING
B30	3 / 4 / 5	0.34mm²	TPU Black	UL 21215/758	C22.2 I/II A/B 80°/600V	-40°C to +90°C 5xO.D.	-25°C to +80°C 7.5xO.D.	-5°C to +60°C 7.5xO.D.	up to 5 000 000 cycles at temp 20°C	1552200001	SD-120209-001
B33	4 / 5	0.34mm²	TPU Gray								SD-120209-001
B36	4 / 5	0.34mm²	TPU Orange								SD-120209-001
B41	8	0.25mm²	TPU Black								SD-120209-006
B42	5	0.34mm²	TPU Black								SD-120209-001
B49	8	0.25mm²	TPU Orange								SD-120209-006
B55	3 / 4 / 5	0.34mm²	TPU Yellow								n/a

CABLE LENGTH TOLERANCES

LENGTH	TOLERANCE
0m-1m	+40 mm
>1m-5m	+60 mm
>5m-10m	+80 mm
>10m-20m	+140 mm
>20m-30m	+160 mm
>30m	+1% length

THIS DRAWING CONTAINS INFORMATION THAT IS PROPRIETARY TO MOLEX ELECTRONIC TECHNOLOGIES, LLC AND SHOULD NOT BE USED WITHOUT WRITTEN PERMISSION

DIMENSION UNITS	SCALE
mm	1:1

GENERAL TOLERANCES (UNLESS SPECIFIED)

ANGULAR TOL	±	1.0 °
4 PLACES	±	
3 PLACES	±	
2 PLACES	±	0.05
1 PLACE	±	0.3
0 PLACES	±	0.5

DRAFT WHERE APPLICABLE MUST REMAIN WITHIN DIMENSIONS

CURRENT REV DESC: NEW P/N´S ADDED

EC NO: 687807
DRWN: RSCHIEBER 2021/12/01
CHK'D: RSILLER 2021/12/07
APPR: RSILLER 2021/12/07

INITIAL REVISION:
DRWN: JMARSZALEK 2016/07/22
APPR: RSILLER 2016/08/29

THIRD ANGLE PROJECTION | DRAWING: A3-SIZE | SERIES: 120066

molex

CSE M12 XP AC FE STR WSOR MA STR XM DE

PRODUCT CUSTOMER DRAWING

DOCUMENT NUMBER	DOC TYPE	DOC PART	REVISION
1200668993	PSD	000	A16

MATERIAL NUMBER	CUSTOMER	SHEET NUMBER
SEE SHEET 3 & 4	GENERAL MARKET	2 OF 4

DOCUMENT STATUS	P1	RELEASE DATE	2021/12/07 06:44:37

FORMAT: master-tb-prod-A3
REVISION: J
DATE: 2020/01/14

PART LIST

Lp.	MOLEX PN	ENGINEERING No	L [mm]
1	1200656067	885030B30M005H	500
2	1200659548	885030B42M150	15000
3	1200659549	885030B42M200	20000
4	1200659666	885030B30M005	500
5	1200659667	885030B30M025	2500
6	1200665456	884030B30M010R	1000
7	1200665457	884030B30M020R	2000
8	1200665458	884030B30M030R	3000
9	1200665459	884030B30M040R	4000
10	1200665460	884030B30M050R	5000
11	1200665461	888030B41M010R	1000
12	1200668817	884030B30M006	600
13	1200668818	884030B30M010	1000
14	1200668819	884030B30M020	2000
15	1200668820	884030B30M030	3000
16	1200668821	884030B30M050	5000
17	1200668822	884030B30M100	10000
18	1200668823	885030B42M006	600
19	1200668824	885030B42M010	1000
20	1200668825	885030B42M020	2000
21	1200668826	885030B42M030	3000
22	1200668827	885030B42M050	5000
23	1200668828	885030B42M100	10000
24	1200668859	884030B36M0507Y	5000
25	1200668860	884030B36M1007Y	10000
26	1200668863	884030B30M070	7000
27	1200668889	883030B30M006	600
28	1200668890	883030B30M010	1000
29	1200668891	883030B30M020	2000
30	1200668892	883030B30M030	3000

Lp.	MOLEX PN	ENGINEERING No	L [mm]
31	1200668893	883030B30M050	5000
32	1200668894	883030B30M100	10000
33	1200668895	888030B41M006	600
34	1200668896	888030B41M010	1000
35	1200668897	888030B41M020	2000
36	1200668898	888030B41M030	3000
37	1200668899	888030B41M050	5000
38	1200668900	888030B41M100	10000
39	1200668913	884030B30M150	15000
40	1200668914	884030B30M200	20000
41	1200668915	884030B30M250	25000
42	1200668916	884030B30M300	30000
43	1200668991	885030B30M006	600
44	1200668992	885030B30M010	1000
45	1200668993	885030B30M020	2000
46	1200668994	885030B30M030	3000
47	1200668995	885030B30M050	5000
48	1200668996	885030B30M100	10000
49	1200669019	884030B36M0057Y	500
50	1200669020	884030B36M0107Y	1000
51	1200669021	884030B36M0157Y	1500
52	1200669022	884030B36M0207Y	2000
53	1200669023	884030B36M0307Y	3000
54	1200669024	884030B36M0407Y	4000
55	1200669025	884030B36M0607Y	6000
56	1200669026	884030B36M0807Y	8000
57	1200669027	884030B36M1207Y	12000
58	1200669028	884030B36M1507Y	15000
59	1200669029	884030B36M2007Y	20000
60	1200669030	884030B36M2507Y	25000

Lp.	MOLEX PN	ENGINEERING No	L [mm]
61	1200669031	884030B36M3007Y	30000
62	1200669032	885030B36M0057Y	500
63	1200669033	885030B36M0107Y	1000
64	1200669034	885030B36M0207Y	2000
65	1200669035	885030B36M0307Y	3000
66	1200669036	885030B36M0407Y	4000
67	1200669037	885030B36M0507Y	5000
68	1200669038	885030B36M0607Y	6000
69	1200669039	885030B36M0807Y	8000
70	1200669040	885030B36M1007Y	10000
71	1200669041	885030B36M1207Y	12000
72	1200669042	885030B36M1507Y	15000
73	1200669043	885030B36M1807Y	18000
74	1200669044	885030B36M2007Y	20000
75	1200669045	885030B36M2507Y	25000
76	1200669046	885030B36M3007Y	30000
77	1200669112	888030B49M038Y	3800
78	1200669140	885030B36M8507Y	85000
79	1200669144	884030B30M025	2500
80	1200669145	885030B30M015	1500
81	1200669157	884030B30M002	200
82	1200669158	884030B30M030R	3000
83	1200669177	888030B41M090	9000
84	1200669181	884030B30M040	4000
85	1200669182	884030B30M060	6000
86	1200669223	884030B33M010	1000
87	1200669224	884030B33M020	2000
88	1200669225	884030B33M030	3000
89	1200669226	884030B33M050	5000
90	1200669242	885030B30M0107	1000

Lp.	MOLEX PN	ENGINEERING No	L [mm]
91	1200669247	885030B33M020	2000
92	1200669248	885030B33M100	10000
93	1200669249	885030B33M200	20000
94	1200669250	884030B33M005	500
95	1200669251	884030B33M100	10000
96	1200669252	884030B33M200	20000
97	1200669253	885030B33M030	3000
98	1200669254	885030B33M050	5000
99	1200669255	885030B33M300	30000
100	1200669256	884030B33M300	30000
101	1200669257	885030B33M005	500
102	1200669258	885030B33M010	1000
103	1200669263	884030B55M020	2000
104	1200669264	884030B55M030	3000
105	1200669265	884030B55M040	4000
106	1200669266	884030B55M050	5000
107	1200669267	884030B55M060	6000
108	1200669268	884030B55M100	10000
109	1200669269	884030B55M120	12000
110	1200669270	884030B55M150	15000
111	1200669271	884030B55M200	20000
112	1200669280	884030B33M040	4000
113	1200669418	884030B55M070	7000
114	1200669480	884030B30M005	500
115	1200669481	884030B30M080	8000
116	1200669482	885030B30M040	4000
117	1200669483	885030B30M300	30000
118	1200669484	885030B30M060	6000
119	1200669485	885030B30M080	8000
120	1200669486	885030B30M150	15000

THIS DRAWING CONTAINS INFORMATION THAT IS PROPRIETARY TO MOLEX ELECTRONIC TECHNOLOGIES, LLC AND SHOULD NOT BE USED WITHOUT WRITTEN PERMISSION

DIMENSION UNITS	SCALE
mm	1:1

GENERAL TOLERANCES (UNLESS SPECIFIED)	
ANGULAR TOL	± 1.0 °
4 PLACES	±
3 PLACES	±
2 PLACES	± 0.05
1 PLACE	± 0.3
0 PLACES	± 0.5

DRAFT WHERE APPLICABLE MUST REMAIN WITHIN DIMENSIONS

CURRENT REV DESC: NEW P/N´S ADDED

EC NO: 687807
DRWN: RSCHIEBER 2021/12/01
CHK'D: RSILLER 2021/12/07
APPR: RSILLER 2021/12/07

INITIAL REVISION:
DRWN: JMARSZALEK 2016/07/22
APPR: RSILLER 2016/08/29

molex

CSE M12 XP AC FE STR WSOR MA STR XM DE

PRODUCT CUSTOMER DRAWING

DOCUMENT NUMBER	DOC TYPE	DOC PART	REVISION
1200668993	PSD	000	A16

THIRD ANGLE PROJECTION	DRAWING	SERIES
	A3-SIZE	120066

MATERIAL NUMBER	CUSTOMER	SHEET NUMBER
SEE SHEET 3 & 4	GENERAL MARKET	3 OF 4

DOCUMENT STATUS	P1	RELEASE DATE	2021/12/07 06:44:37

FORMAT: master_format-A3
REVISION: J
DATE: 2020/01/14

PART LIST

Lp.	MOLEX PN	ENGINEERING No	L [mm]
121	1200669487	885030B30M180	18000
122	1200669488	885030B30M200	20000
123	1200669489	885030B30M250	25000
124	1200669504	884030B30M120	12000
125	1200669505	884030B30M140	14000
126	1200669506	884030B30M160	16000
127	1200669512	884030B30M550	55000
128	1200669513	884030B30M400	40000
129	1200669521	884030B30M015	1500
130	1200669524	884030B36M0057H	500
131	1200669525	884030B36M0207H	2000
132	1200669526	884030B36M0307H	3000
133	1200669530	884030B36M0107H	1000
134	1200669531	884030B36M0157H	1500
135	1200669532	884030B36M0507H	5000
136	1200669533	884030B36M1007H	10000
137	1200669542	885030B36M0057H	500
138	1200669543	885030B36M0107H	1000
139	1200669544	885030B36M0157H	1500
140	1200669545	885030B36M0207H	2000
141	1200669546	885030B36M0307H	3000
142	1200669547	885030B36M0507H	5000
143	1200669548	885030B36M1007H	10000
144	1200669562	884030B36M0067Y	600
145	1200669563	884030B36M0707Y	7000
146	1200669567	888030B41M150	15000
147	1200669568	888030B41M200	20000
148	1200669575	884030B33M005A	500
149	1200669576	884030B33M010A	1000
150	1200669577	884030B33M020A	2000

Lp.	MOLEX PN	ENGINEERING No	L [mm]
151	1200669578	884030B33M030A	3000
152	1200669579	884030B33M050A	5000
153	1200669580	884030B33M100A	10000
154	1200665456	884030B30M010R	1000
155	1200665457	884030B30M020R	2000
156	1200665458	884030B30M030R	3000
157	1200665459	884030B30M040R	4000
158	1200665460	884030B30M050R	5000
159	1200665461	888030B41M010R	1000
160	1200665462	888030B41M020R	2000
161	1200665463	888030B41M030R	3000
162	1200665464	888030B41M040R	4000
163	1200665465	888030B41M050R	5000
164	1200669714	884030B33M015A	1500
165	1200669715	884030B33M040A	4000
166	1200669716	884030B33M070A	7000
167	1200669618	884030B55M010Y	1000
168	1200669619	884030B33M150A	15000
169	1200669620	884030B33M200A	20000
170	1200669656	885030B33M010A	1000
171	1200669657	885030B33M020A	2000
172	1200669658	885030B33M030A	3000
173	1200669659	885030B33M050A	5000
174	1200669660	885030B33M100A	10000
175	1200669661	885030B33M150A	15000
176	1200669662	885030B33M200A	20000
177	1200669663	885030B55M010Y	1000
178	1200669664	885030B55M020Y	2000
179	1200669665	885030B55M030Y	3000
180	1200669666	885030B55M050Y	5000

Lp.	MOLEX PN	ENGINEERING No	L [mm]
181	1200669667	885030B55M100Y	10000
182	1200669668	885030B55M150Y	15000
183	1200669669	885030B55M200Y	20000
184	1200669742	884030B55M250Y	25000
185	1200669743	884030B55M300Y	30000
186	1200669521	884030B30M015	1500
187	1200669734	884030B55M005Y	500
188	1200669718	883030B30M150	15000
189	1200669719	883030B30M200	20000
190	1200669720	883030B30M250	25000
191	1200669876	884030B33M003A	300
192	1200669874	884030B33M300A	30000
193	1200669875	884030B33M700A	70000
194	1200669877	884030B33M250A	25000
195	1200669901	885030B33M005A	500
196	1200669902	885030B33M300A	30000
197	1200669903	885030B33M400A	40000
198	1200669904	885030B33M500A	50000

THIS DRAWING CONTAINS INFORMATION THAT IS PROPRIETARY TO MOLEX ELECTRONIC TECHNOLOGIES, LLC AND SHOULD NOT BE USED WITHOUT WRITTEN PERMISSION

DIMENSION UNITS	SCALE
mm	1:1

GENERAL TOLERANCES (UNLESS SPECIFIED)

ANGULAR TOL	±	1.0 °
4 PLACES	±	
3 PLACES	±	
2 PLACES	±	0.05
1 PLACE	±	0.3
0 PLACES	±	0.5

DRAFT WHERE APPLICABLE MUST REMAIN WITHIN DIMENSIONS

CURRENT REV DESC: NEW P/N´S ADDED

EC NO: 687807
DRWN: RSCHIEBER 2021/12/01
CHK'D: RSILLER 2021/12/07
APPR: RSILLER 2021/12/07

INITIAL REVISION:
DRWN: JMARSZALEK 2016/07/22
APPR: RSILLER 2016/08/29

molex

CSE M12 XP AC FE STR WSOR MA STR XM DE

PRODUCT CUSTOMER DRAWING

DOCUMENT NUMBER	DOC TYPE	DOC PART	REVISION
1200668993	PSD	000	A16

THIRD ANGLE PROJECTION	DRAWING	SERIES
	A3-SIZE	120066

MATERIAL NUMBER	CUSTOMER	SHEET NUMBER
SEE SHEET 3 & 4	GENERAL MARKET	4 OF 4

DOCUMENT STATUS	P1	RELEASE DATE	2021/12/07 06:44:37

FORMAT: master_prod-A3
REVISION: J
DATE: 2020/01/14