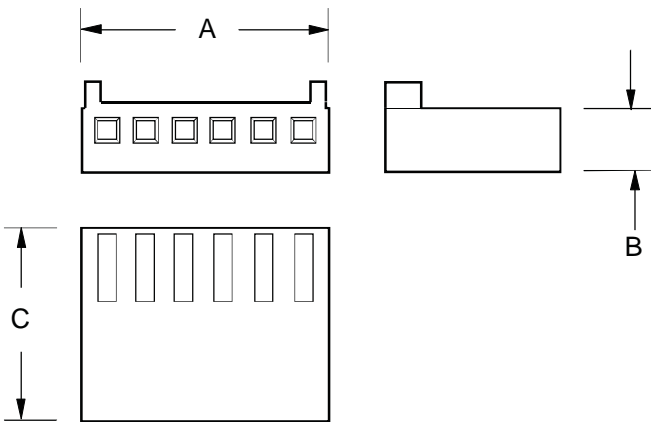


DESCRIPTION

Murata Power Solutions' 4320-01069-0 six position connector housings and 4400-01032-0 crimp terminals provide a secure method for making input/output connections to all panel mounted 12-pin DMS series meters. These connectors are ideal for use in low-volume prototype applications. Two connector housings and 12 terminals are required for each meter.

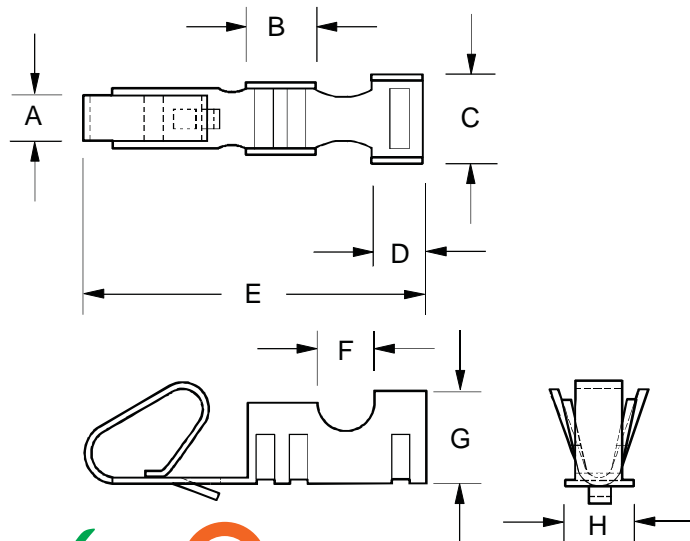
6-Position Connector Housing



Connector Housing	A	B	C
4320-01069-0	0.62 (15.7)	0.19 (4.8)	0.50 (12.7)

Dimensions: in. (mm) All dimensions are nominal

Crimp Terminals

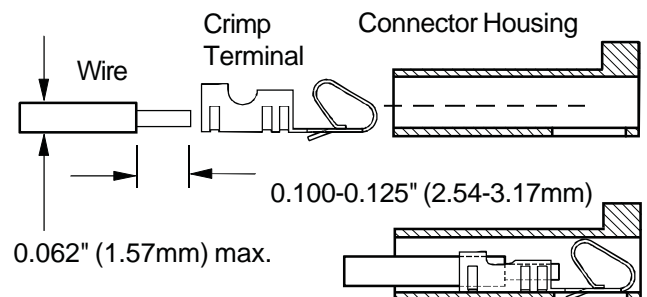


Crimp Terminal	A	B	C	D
4400-01032-0	0.042 (1.07)	0.08 (2.0)	0.08 (2.0)	0.06 (1.5)
	E	F	G	H
	0.38 (9.7)	0.05 (1.3)	0.08 (2.0)	0.075 (1.91)

Dimensions: in. (mm) All dimensions are nominal

Electrical Specifications	
Insulator Material:	Nylon
Flammability Rating:	UL94V-0
Wire Size:	22-26 AWG
Stripping Length:	0.100" to 0.125" (2.54 to 3.17mm)
Current Rating:	2.5A continuous
Insulation Diameter:	0.062" (1.57mm) max.

Crimp Terminal and Housing Installation

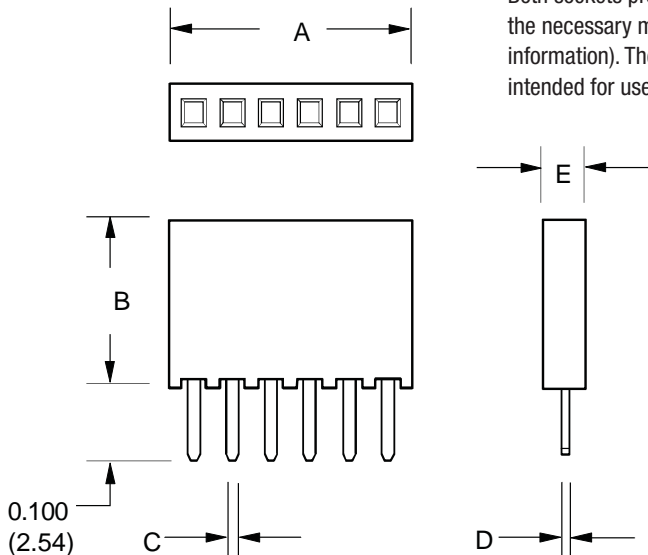


For full details go to
www.murata-ps.com/rohs

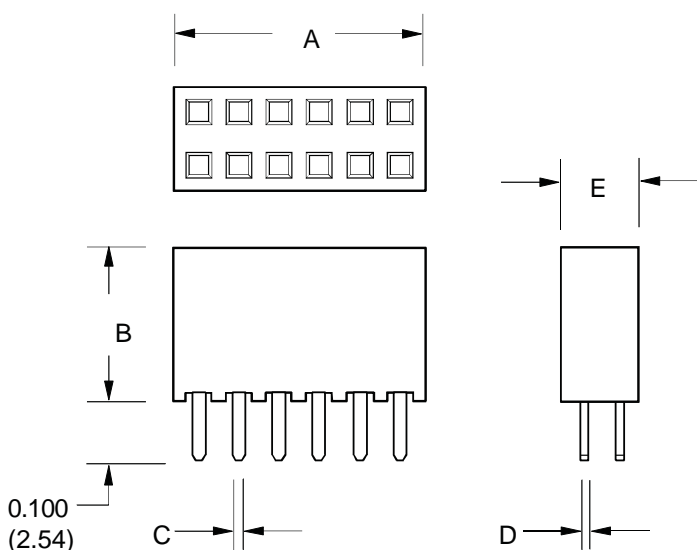
DESCRIPTION

Murata Power Solutions' 6-position SIP and 12-position DIP sockets provide any easy and inexpensive, low profile solution for mounting DMS series meters on printed circuit boards. These are the same rugged, long-life sockets Murata Power Solutions uses in all its in-house panel meter burn-in boards. Both sockets provide excellent mechanical retention force, and in many applications they can supply all the necessary mechanical force to hold the meters in position (see DMS Application Note 16 for more information). The 6-position SIP's can be used with all 12-pin DMS meters, while the 12-position DIP's are intended for use with "-BCD" models of the DMS-40PC family.

6-Position SIP Sockets



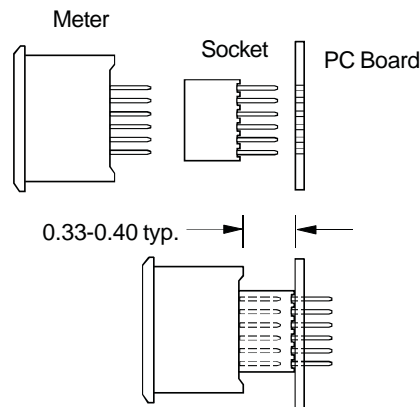
12-Position DIP Sockets



12-Position DIP Socket	A	B	C	D	E
4320-01072-0	0.620 (15.7)	0.335 (8.51)	0.031 (0.79)	0.016 (0.41)	0.195 (4.95)
6-Position SIP Socket	A	B	C	D	E
4320-01074-0	0.620 (15.7)	0.335 (8.51)	0.031 (0.79)	0.016 (0.41)	0.098 (2.48)

Dimensions: in. (mm) All dimensions are nominal

Meter and Socket Installation



Electrical Specifications	
Insulator Material:	Black liquid crystal polymer
Flammability Rating:	UL94V-0
Operating Temperature:	-65 to +105°C
Contact & Tail Plating:	Matte Tin
PC-board Hole Diameter:	0.037 (0.94) to 0.043 (1.09)
Contact Material:	Phosphor Bronze
Current Rating:	3A continuous
Withdrawal Force:	5 oz. (1.39N) avg./position with 0.025 (0.64) pin

Murata Power Solutions, Inc.
11 Cabot Boulevard, Mansfield, MA 02048-1151 U.S.A.
ISO 9001 and 14001 REGISTERED



This product is subject to the following operating requirements and the Life and Safety Critical Application Sales Policy:
Refer to: <http://www.murata-ps.com/requirements/>

Murata Power Solutions, Inc. makes no representation that the use of its products in the circuits described herein, or the use of other technical information contained herein, will not infringe upon existing or future patent rights. The descriptions contained herein do not imply the granting of licenses to make, use, or sell equipment constructed in accordance therewith. Specifications are subject to change without notice. © 2015 Murata Power Solutions, Inc.