CARDINAL COMPONENTS

Ceramic Surface Mount Crystals

- *Very low drive level*
- *Wide frequency range*
- *Tight stabilities and tolerances*

Series CX635A CX635B

Pb RoHS COMPLIANT 2002 / 95 / EC

Part Numbering Example: CX635A Z - A1 B2 C2 50 - 11.0 D18 - 3

CX635A	Z	A1*	B2	C2	50	11.0	D18	- 3
SERIES	ADDED FEATURES	OPERATING TEMP.	STABILITY	TOLERANCE	RESISTANCE	FREQUENCY	LOAD CAP.	OVERTONE
CX635A CX635B	BLANK = BULK PACK Z = TAPE AND REEL	A0 = -10°C ~ +60°C A1 = -10°C ~ +70°C A2 = -40°C ~ +85°C	B1 = ±100 B2 = ± 50 B3 = ± 30 B4 = ± 10	C1 = ±100 C2 = ± 50 C3 = ± 30 C4 = ± 10	SEE CHART BELOW		D16,18,20,ETC. DS = SERIES	BLANK: FUND. -3: 3rd OT

***NOTE:** *The above ABC combinations cover basic specification options. We tailor our crystal specifications to meet customer requirements. Please contact our sales department if you don't see exactly what you need.*

Specifications:

Frequency Range:	8.000 ~ 50.000 MHz
Operating Temperature:	-10°C ~ +70°C *Standard* -20°C ~ +70°C -40°C ~ +85°C
Frequency Stability:	±50 ppm *Standard* ±30 ppm ±10 ppm ± 5 ppm
Frequency Tolerance: *(at 25°C)*	±50 ppm *Standard* ±30 ppm ±10 ppm
Load Capacitance:	Standard 18pF or series. Other values are available.
Resistance:	Maximum resistance corresponds to frequency. See chart below.
Standard:	Mode: Fundamental, 3rd or 5th Overtone Shunt Capacitance: 7 pF Max Aging: ± 5 ppm/year Drive Level: 50 µW Packaging: Tape and Reel (1K per Reel)

Note: Not all combinations of the above tolerances, stabilities, and temperature ranges are available. Consult the factory if your requirement is not standard.

CX635A

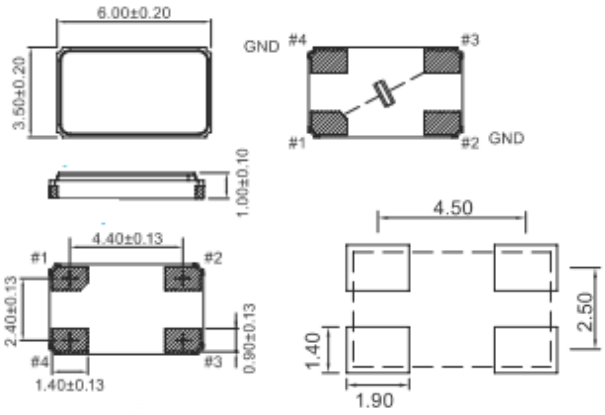

CX635B

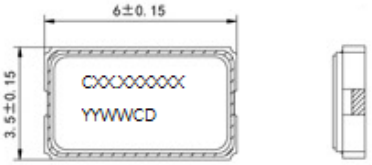

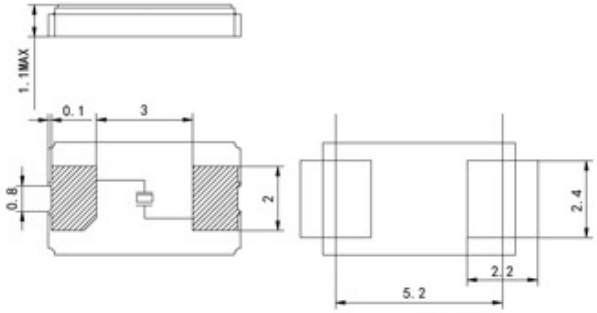

Resistance Chart: *All resistances are maximum*

Frequncy Range	MODE	E.S.R
8 MHz ≤ Fo < 12 MHz	A1	<60Ω
12 MHz ≤ Fo < 13 MHz	A1	<50Ω
13 MHz ≤ Fo < 19 MHz	A1	<45Ω
19 MHz ≤ Fo < 20 MHz	A1	<40Ω
20 MHz ≤ Fo < 30 MHz	A1	<35Ω
30 MHz ≤ Fo ≤ 50 MHz	A1	<30Ω

Cardinal Components, Inc.
1801 Broadway St
Charlottesville, VA 22902
USA

Phone: 973.785.1333
Fax: 434.481.8020
Email: sales@cardinalxtal.com
Website: www.cardinalxtal.com