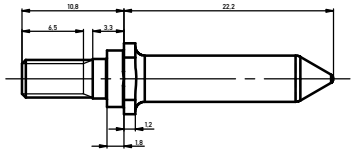
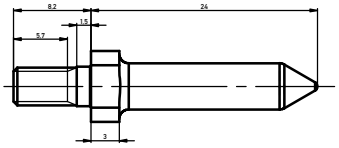
M 1:1





154918







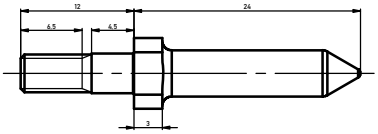
174949









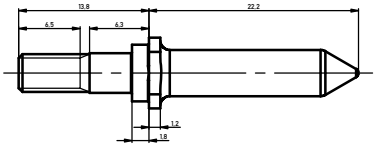




144078





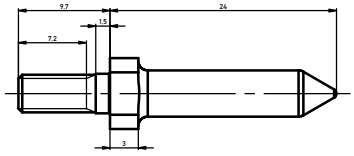




144077



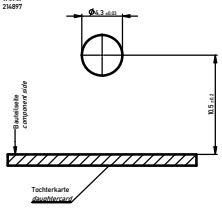


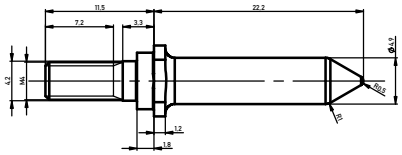


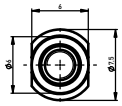


134733

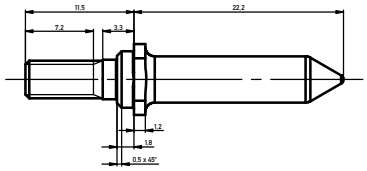
Layout
134733
144078
174949
214897







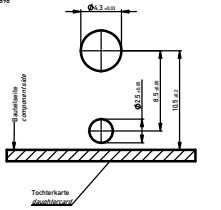
134732

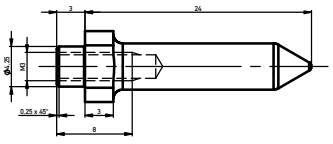




194016

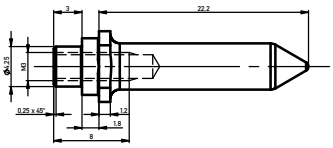
Layout
134732
144077
154918
194016
214898







214897





214898

Montage immer mit Sicherungsscheibe z.B. von Schnarr.
Assembly always with circwasher, for example from Schnarr.
1) unter 3.2mm zusätzlich Unterlegscheibe verwenden.
up to 3.2mm use washer additional.
2) maximales Anzugsmoment: 200Ncm
max. torque: 200Ncm

Ident-Nr. *Part-no.*	Backplanestärke *thickness of backplane*	Bemerkungen *remarks*
214898	min. 3	Verwendung mit Grundkörper 134734 *use only with housing 134734*
214897	min. 3	Direktmontage auf Leiterplatte *to fit on backplane without housing 134734*
194016	2.5 - 6	Verwendung mit Grundkörper 134734 *use only with housing 134734*
174949	2.5 - 4.5 [1]	Direktmontage auf Leiterplatte *to fit on backplane without housing 134734*
154918	3.5 - 6	Verwendung mit Grundkörper 134734 [2] *use only with housing 134734*
144078	6 - 8	Direktmontage auf Leiterplatte *to fit on backplane without housing 134734*
144077	6 - 8	Verwendung mit Grundkörper 134734 [2] *use only with housing 134734*
134733	2.5 - 6 [1]	Direktmontage auf Leiterplatte *to fit on backplane without housing 134734*
134732	2.5 - 6 [1]	Verwendung mit Grundkörper 134734 [2] *use only with housing 134734*

All rights reserved.
Only for information.
To ensure that this is the latest version of this drawing, please contact one of the ERNI companies before using.

Subject to modification without prior notice.
Drawing will not be updated.

www.ERNI.com

Information:

Tolerances: ISO 2768-mK, 0.5 DIN EN 1.4 x 0.05mm

Scale: 5:1

Edelstahl / *stainless steel*

Designation:
Führungsstift
Guiding System ERmet

134731 A0

Date: 08.04.2015 | Index: A | Name: | Date: | Check: ERNI427