

User's Guide

NHD-3.5-320240YF-ATXL#

LCM

(Liquid Crystal Display Module)

For product support, contact

Newhaven Display International
2511 Technology Drive, #101
Elgin, Illinois 60123

Tel: (847) 844-8795 Fax: (847) 844-8796

February 11, 2009

CONTENTS

ITEM	PAGE
Cover	1
Content	2
Version Record	3
General Specification	4
Absolute Maximum Rating	5
Electrical Characteristic	5
Electro-Optical characteristics	5
Interface Pin Assignment	6
Interface Pin Assignment	7
Lcd Module Drawing	8
Packing	9

LCD Module Specification

General Specification

Item	Standard	Unit
No. of Pixels	320(RGB)*240	DOTS
Outline Size	76.9*63.8*3.3	mm
Viewing Area	72.88(W)*55.4(H)	mm
Active Area	70.08(W)*52.56(H)	mm
Pixel Size	0.073(W)*0.212(H)	mm
Pixel Pitch	0.219(W)*0.219(H)	mm
Viewing Direction	12 O'clock	--
LCD Type	TFT、Positive、Transmissive	--
Controller	HX8238	--
LCM	COG	--

LCD Module Specification

Absolute Maximum Ratings

Item		Symbol	Min.	Typ	Max.	Unit
Operating Temp		T _{OP}	-20	-	+70	°C
Storage Temp		T _{ST}	-30	-	+80	°C
Input Voltage		AV _{DD}	-0.3		+5.0	V
Power Supply for Logic	HX8238 HX8615	V _{DD}	-0.3	2.2	+2.7	V

Electrical Characteristic

Item	Symbol	Min.	Typ	Max.	Unit
Power Supply for Logic	V _{DD} -V _{SS}	1.8	--	2.5	V
TFT Driving voltage	V _{GH}	--	15.0	--	V
	V _{GL}		-10		
TFT Common Voltage	V _{COMH}	2.5		4	V
	V _{COML}	-1.5		0	
Input High Voltage	V _{IH}	0.7V _{dd}	--	V _{dd}	V
Input Low Voltage	V _{IL}	0	--	0.3V _{dd}	V
Output High Voltage	V _{OH}	0.8V _{dd}	--	V _{dd}	V
Output Low Voltage	V _{OL}	0	--	0.2V _{dd}	V
Current Consumption	I _{DD}	--	--	13	mA

Electric-Optical characteristics(FSTN)

Item	Symbol	Condition	Min.	Typ	Max.	Unit
Viewing angle(V)	θ	CR ≥ 2	15	--	35	Deg
Viewing angle(H)	Ψ	CR ≥ 2	45	--	45	Deg
Contrast	Cr	--	150	200	--	--
Response Time	t _r	T _a =25°C	--	15	30	ms
	t _d	T _a =25°C	--	35	50	ms

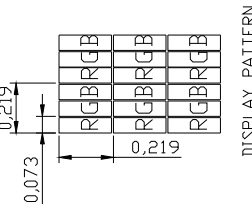
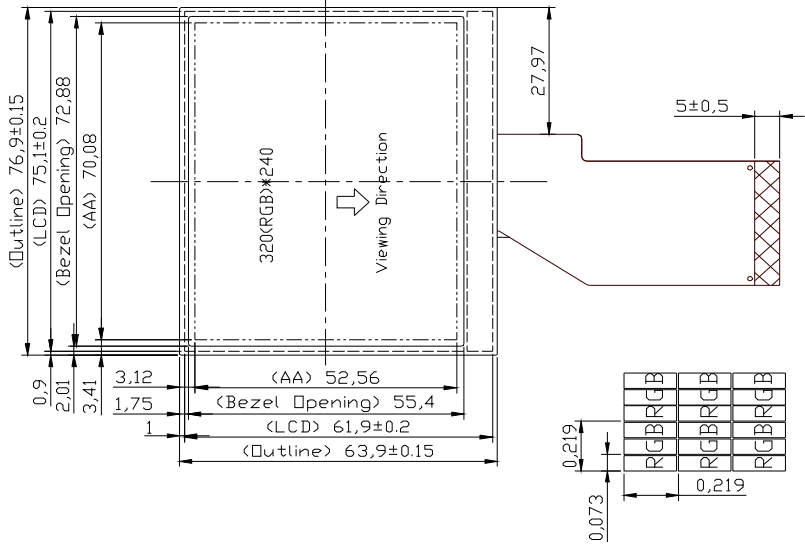
LCD Module Specification

Interface Pin Assignment

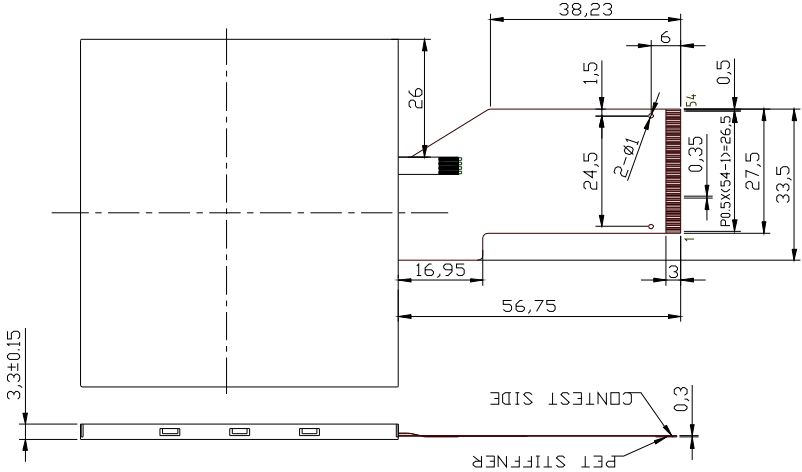
Pin No.	Pin Out	Signal	Description
1,2	VBL-	I	Backlight power connect with ground
3,4	VBL+	I	Backlight power supply +19.6V
5,6	NC	NC	No connection
7	POL	O	Polarity for select for the line inversion control signal
8	RESET	I	Reset
9	SPENA	I	Serial Port Data Enable Signal. Normally pull high
10	SPCLK	I	Serial Port Clock. Normally pull high
11	SPDAT	I/O	Data signal of serial connection
12	B0	I	Data bus of parallel connection B
13	B1	I	Data bus of parallel connection B
14	B2	I	Data bus of parallel connection B
15	B3	I	Data bus of parallel connection B
16	B4	I	Data bus of parallel connection B
17	B5	I	Data bus of parallel connection B
18	B6	I	Data bus of parallel connection B
19	B7	I	Data bus of parallel connection B
20	G0	I	Data bus of parallel connection G
21	G1	I	Data bus of parallel connection G
22	G2	I	Data bus of parallel connection G
23	G3	I	Data bus of parallel connection G
24	G4	I	Data bus of parallel connection G
25	G5	I	Data bus of parallel connection G
26	G6	I	Data bus of parallel connection G
27	G7	I	Data bus of parallel connection G
28	R0	I	Data bus of parallel connection R
29	R1	I	Data bus of parallel connection R
30	R2	I	Data bus of parallel connection R
31	R3	I	Data bus of parallel connection R
32	R4	I	Data bus of parallel connection R
33	R5	I	Data bus of parallel connection R
34	R6	I	Data bus of parallel connection R
35	R7	I	Data bus of parallel connection R
36	HSYNC	O	OSD Hsync output signal
37	VSYNC	O	OSD Vsync output signal
38	DCLK	O	OSD Clock Signal
39,40	AVDD	I	Analog power supply (2.5V~3.6V)
41,42	DVDD	I	Digital power supply (1.8V~2.5V)

LCD Module Specification

43,44	NC		No connection
45	VGL	I	Driving Voltage
46	NC		No connection
47	VGH	I	Driving Voltage
48,49,50	NC		No connection
51	VCOM	I	Driving Voltage
52	ENB	I	Data enable signal
53,54	GND	I	Ground



DISPLAY PATTERN
Scale 50:1



PIN Table

PIN	NAME	PIN	NAME
1, 2	CA-LED	↓	↓
3, 4	AN-LED	35	D07<DATA23>
5	NC	36	IHS<HSYNC>
6	NC	37	IVS<VSYNC>
7	POL(M)	38	CLK<DOTCLK>
8	NRESET	39, 40	AVDD
9	SPENA<CS>	41, 42	DVDD
10	SPCK<SCL>	43	NC
11	SPDA<SDI>	44, 45	VGL
12	D20<DATA0>	46	NC
↓	↓	47	VGH
19	D27<DATA7>	48	NC
20	D10<DATA8>	49	NC
↓	↓	50, 51	VCOM
27	D17<DATA15>	52	DEN<ENABLE>
28	D00<DATA16>	53, 54	GND

REV	DESCRIPTION:	DATE
A00	First Issue	Jul-25-2006

SCALE: F11	
SHEET: 01-0F-01	UNIT: mm
GENERAL TOL: ±0.2	DATE:
APPROVALS:	DATE:
APP:	
CHK:	
DWN:	

Specification:

- 1). Driving conditions: VDD:3.0V
Driving condition: 1/240 Duty
- 2). Viewing Direction: 12 O'clock
- 3). Display mode: TFT/1677K Color/Transmissive
- 4). Operating temp.: -10~60° C Storage temp.: -20~70° C
- 5). IC: Source Driver: HX8218A Gate Driver : HX8615A
- 6). Backlight: LED Back-light/ White color



PART NO:

HTV05-01MD

PROJECTION

