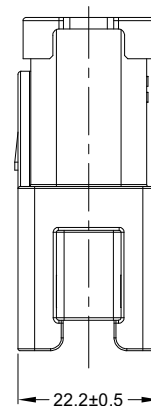
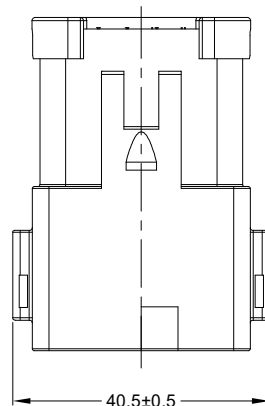
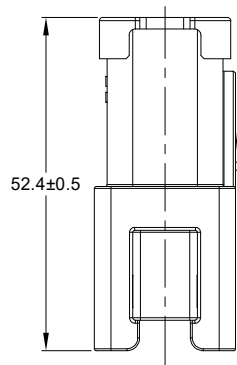
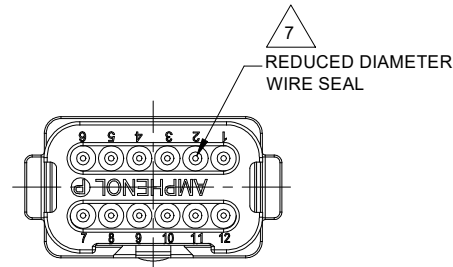
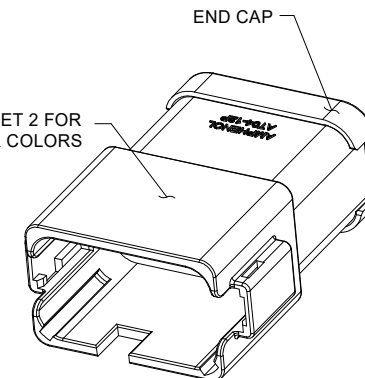


REVISIONS					
REV	ECO	DESCRIPTION	DATE	BY	APPR
A3	-	RELEASE NEW DRAWING FORMAT	03JAN14	JARRY	-
A4	C1403S	UPDATE THE APPEARANCE	11NOV21	LOUIE	TOMMY



1 REFER TO SHEET 2 FOR AVAILABLE CONNECTOR COLORS



NOTES: UNLESS OTHERWISE SPECIFIED

1 SEE SHEET 2 FOR KEY ARRANGEMENTS AND COLORS.

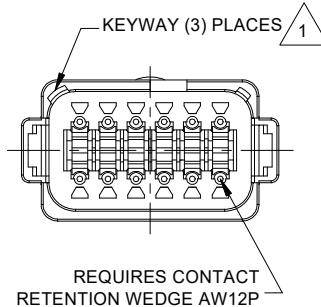
2. MATERIAL:
HOUSING: THERMOPLASTIC
SEAL: SILICONE RUBBER

3. MODIFICATIONS: END CAP;
REDUCED DIA. WIRE SEAL

4. SPECIFICATIONS:
4.1 CURRENT RATING: 13 AMPS
4.2 OPERATING TEMPERATURE: -55°C TO +125°C
4.3 DIELECTRIC WITHSTANDING VOLTAGE: LESS THAN 2 MILLIAMPS CURRENT LEAKAGE @ 1500 VOLTS AC.
4.4 INSULATION RESISTANCE: 1000 MEGOHMS MIN @ 25°C.
4.5 MOISTURE RESISTANCE: IP69K&IP68 (1M OF WATER FOR A PERIOD OF 24 HOURS, MATED CONDITION)
4.6 MATING CYCLE DURABILITY: 100 CYCLES
4.7 RoHS COMPLIANT

5. MATING PART: AT06-12SX* PLUG
(X = A,B,C,D KEYS; * = MODIFICATIONS AND COLORS)

6. ALL DIMENSIONS ARE FOR REFERENCE USE ONLY.



7 CONTACT SIZE AND REAR SEAL WIRE RANGE:

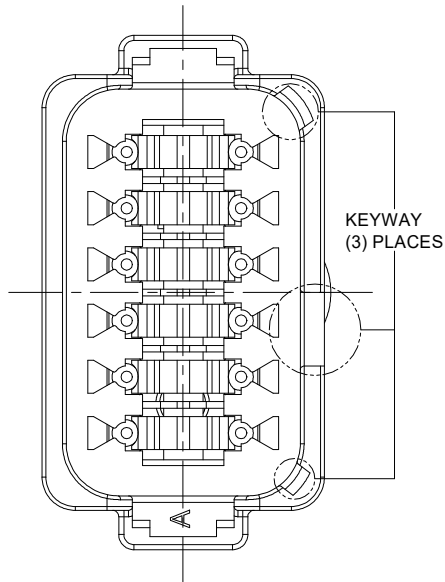
CONTACT SIZE	MIN. INSUL O.D.	MAX. INSUL O.D.	TYPICAL WIRE RANGE
16	1.35 mm (.053 in)	3.05 mm (.120 in)	14 - 20 AWG

SEE SHEET 2		DESCRIPTION		ITEM
QUANTITY	PART NUMBER	DESCRIPTION		
		RECEPTACLE, 12 PIN, AT SERIES, KEYED REDUCED DIAMETER WIRE SEAL, END CAP		
UNLESS OTHERWISE SPECIFIED		SIGNATURES		DATE
1) All dimensions are in metric(mm).		DRAWN: LOUIE	11NOV21	
2) Tolerances are as follows:		CHECKED: ORION	12NOV21	
1 PL DEC ±0.30		ENGINEER:		
2 PL DEC ±0.15		APPROVAL: TOMMY	15NOV21	
3 PL DEC ±0.08		CUSTOMER:		
3) Note reference = 1		MATERIAL SPECIFICATIONS:		
WEIGHT: 18.8g		THIS DRAWING IS SUPPLIED FOR INFORMATION ONLY. DESIGN FEATURES, SPECIFICATIONS AND PERFORMANCE DATA SHOWN HEREON ARE THE PROPERTY OF THE AMPHENOL CORPORATION. NO RIGHTS OF REPRODUCTION ARE IMPLIED. ALL DIMENSIONS ARE SUBJECT TO NORMAL MANUFACTURING VARIATIONS.		
PROCESS SPECIFICATIONS:		SIZE	TYPE	DWG NO.
NEXT ASSY:		B	C-	AT04-12PX-MMXXX
		SCALE:	NONE	REVISION A4
		SHEET 1 OF 2		

TITLE: RECEPT 12 PIN, AT SERIES, KEYED REDUCED DIA. WIRE SEAL, END CAP
DWG NO.: AT04-12PX-MMXXX
REV: A4
SH: 1
OF: 2

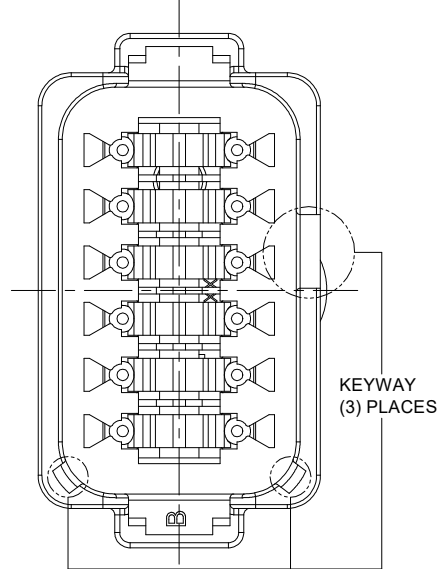
REVISIONS					
REV	ECO	DESCRIPTION	DATE	BY	APPR
A3	-	RELEASE NEW DRAWING FORMAT	03JAN14	JARRY	-
A4	C1403S	UPDATE THE APPEARANCE	11NOV21	LOUIE	TOMMY

P/N AT04-12PA-MM01
KEY-A CONFIGURATION
STANDARD COLOR: GREY



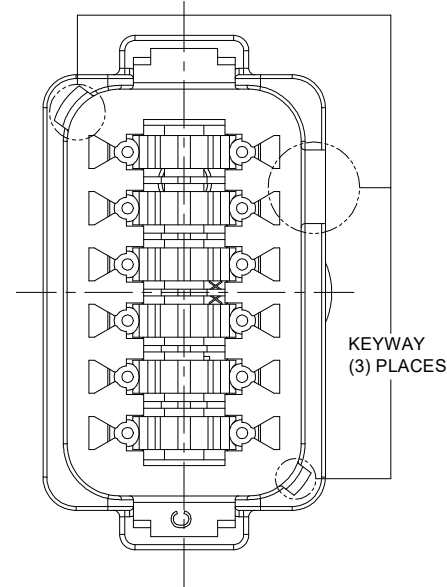
KEY-A CONFIGURATION	
COLOR	PART NUMBER
* GREY	AT04-12PA-MM01
BLACK	AT04-12PA-MMBLK
GREEN	AT04-12PA-MMGRN
BROWN	AT04-12PA-MMBRN

P/N AT04-12PB-MM01
KEY-B CONFIGURATION
STANDARD COLOR: BLACK



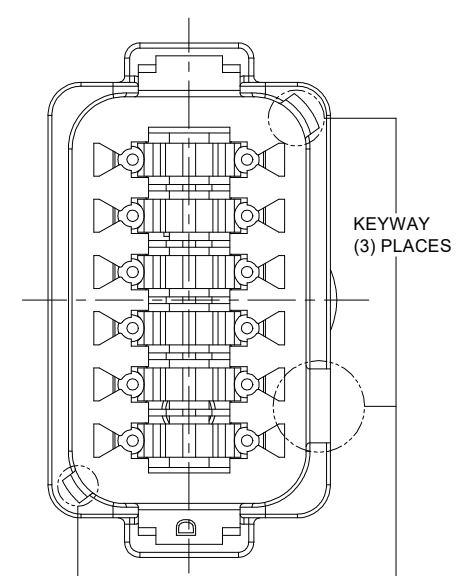
KEY-B CONFIGURATION	
COLOR	PART NUMBER
GREY	AT04-12PB-MMGRY
* BLACK	AT04-12PB-MM01
GREEN	AT04-12PB-MMGRN
BROWN	AT04-12PB-MMBRN

P/N AT04-12PC-MM01
KEY-C CONFIGURATION
STANDARD COLOR: GREEN



KEY-C CONFIGURATION	
COLOR	PART NUMBER
GREY	AT04-12PC-MMGRY
BLACK	AT04-12PC-MMBLK
* GREEN	AT04-12PC-MM01
BROWN	AT04-12PC-MMBRN

P/N AT04-12PD-MM01
KEY-D CONFIGURATION
STANDARD COLOR: BROWN



KEY-D CONFIGURATION	
COLOR	PART NUMBER
GREY	AT04-12PD-MMGRY
BLACK	AT04-12PD-MMBLK
GREEN	AT04-12PD-MMGRN
* BROWN	AT04-12PD-MM01

NOTE:

AN ASTERISKS (*) PLACED BEFORE THE COLOR DENOTES THE STANDARD MOLDED COLOR OF THE CONNECTORS SHOWN ABOVE.

OTHER COLORS SHOWN ARE AVAILABLE VIA SPECIAL ORDER.

QUANTITY	PART NUMBER	DESCRIPTION	ITEM
MATERIALS LIST			
UNLESS OTHERWISE SPECIFIED 1) All dimensions are in metric(mm). 2) Tolerances are as follows: 1 PL DEC ±0.30 2 PL DEC ±0.15 3 PL DEC ±0.08 Fractions ±1/64 Angles ±1° 3) Note reference =		SIGNATURES DATE DRAWN: LOUIE 11NOV21 CHECKED: ORION 12NOV21 ENGINEER: APPROVAL: TOMMY 15NOV21 CUSTOMER:	
MATERIAL SPECIFICATIONS: WEIGHT: 18.8g		 Sine Systems - www.amphenol-sine.com 44724 Morley Drive Clinton Township, MI 48036	
PROCESS SPECIFICATIONS: THIS DRAWING IS SUPPLIED FOR INFORMATION ONLY. DESIGN FEATURES, SPECIFICATIONS AND PERFORMANCE DATA SHOWN HEREON ARE THE PROPERTY OF THE AMPHENOL CORPORATION. NO RIGHTS OF REPRODUCTION ARE IMPLIED. ALL DIMENSIONS ARE SUBJECT TO NORMAL MANUFACTURING VARIATIONS.		RECEPTACLE, 12 PIN, AT SERIES, KEYED REDUCED DIAMETER WIRE SEAL, END CAP SIZE: TYPE DWG NO: REVISION B C- AT04-12PX-MMXXX A4 SCALE: NONE	
NEXT ASSY:	SHEET 2 OF 2		

TITLE: RECEPTACLE, 12 PIN, AT SERIES, KEYED REDUCED DIA. WIRE SEAL, END CAP DWG NO: AT04-12PX-MMXXX REV: A4 SH: 2 OF: 2