

# XLamp® CXA1512 LED



## PRODUCT DESCRIPTION

The XLamp® CXA1512 LED array expands Cree LED's family of high-flux, multi-die arrays in a smaller, easy-to-use platform. With XLamp LED lighting-class reliability, the CXA1512's small, uniform emitting surface enables both directional and non-directional lighting applications including lamp retrofit and luminaire designs. Available in 2-step, 3-step and 4-step color consistency, and featuring a 9-mm optical source, the CXA1512 brings new levels of flux and efficacy to this form factor.

The [CX Family LED Design Guide](#) provides basic information on the requirements to use the CXA1512 LED successfully in luminaire designs.

## FEATURES

- Available in 4-step, 3-step and 2-step EasyWhite® bins at 2700 K, 3000 K, 3500 K, 4000 K & 5000 K CCT and 4-step EasyWhite bins at 5700 K & 6500 K CCT
- Available in ANSI white bins at 4000 K, 5000 K, 5700 K & 6500 K CCT
- Available in 70-, 80-, 90- and 93-minimum CRI options
- Forward voltage options: 18-V class & 36-V class
- 85 °C binning and characterization
- Maximum drive current: 1200 mA (18 V), 600 mA (36 V)
- 115° viewing angle, uniform chromaticity profile
- Top-side solder connections
- Thermocouple attach point
- NEMA SSL-3 2011 standard flux bins
- RoHS and REACH compliant
- UL® recognized component (E349212)

## TABLE OF CONTENTS

Characteristics .....	2
Operating Limits.....	3
Flux Characteristics, EasyWhite® Order Codes and Bins - 18 V.....	4
Flux Characteristics, ANSI White Order Codes and Bins - 18 V.....	7
Flux Characteristics, EasyWhite® Order Codes and Bins - 36 V.....	8
Flux Characteristics, ANSI White Order Codes and Bins - 36 V.....	11
Relative Spectral Power Distribution .....	12
Electrical Characteristics.....	13
Relative Luminous Flux.....	14
Typical Spatial Distribution.....	16
Performance Groups - Brightness .....	16
Performance Groups - Chromaticity .....	17
EasyWhite® Bins Plotted on the 1931 CIE Color Space .....	20
ANSI White Bins Plotted on the 1931 CIE Color Space .....	20
Bin and Order Code Formats.....	21
Mechanical Dimensions .....	21
Thermal Design.....	22
Notes .....	24
Packaging.....	25



Cree LED / 4400 Silicon Drive / Durham, NC 27703 USA / +1.919.313.5330 / [www.cree-led.com](http://www.cree-led.com)

## CHARACTERISTICS

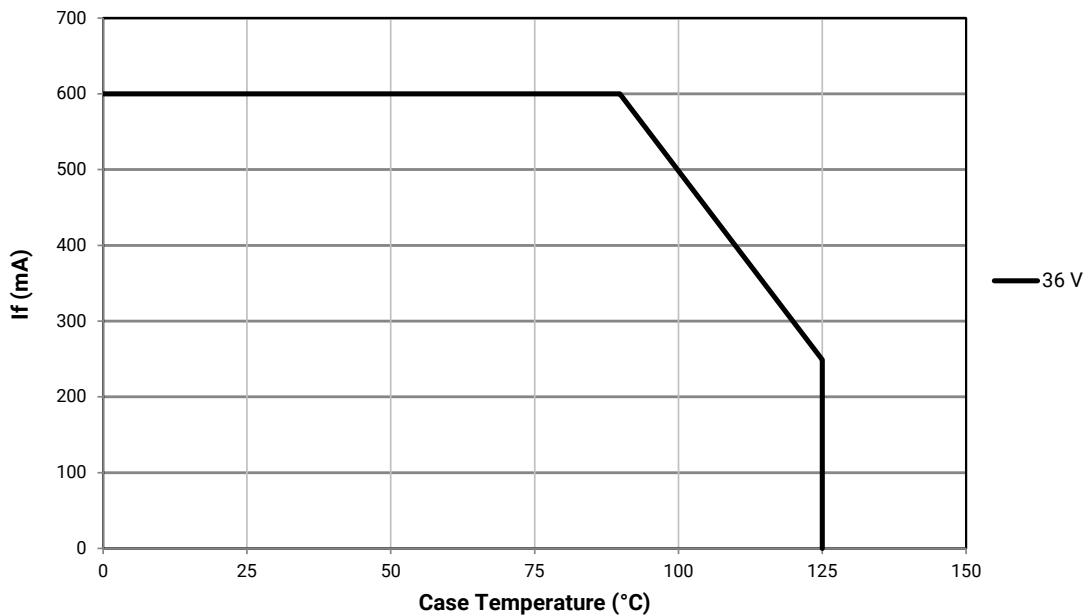
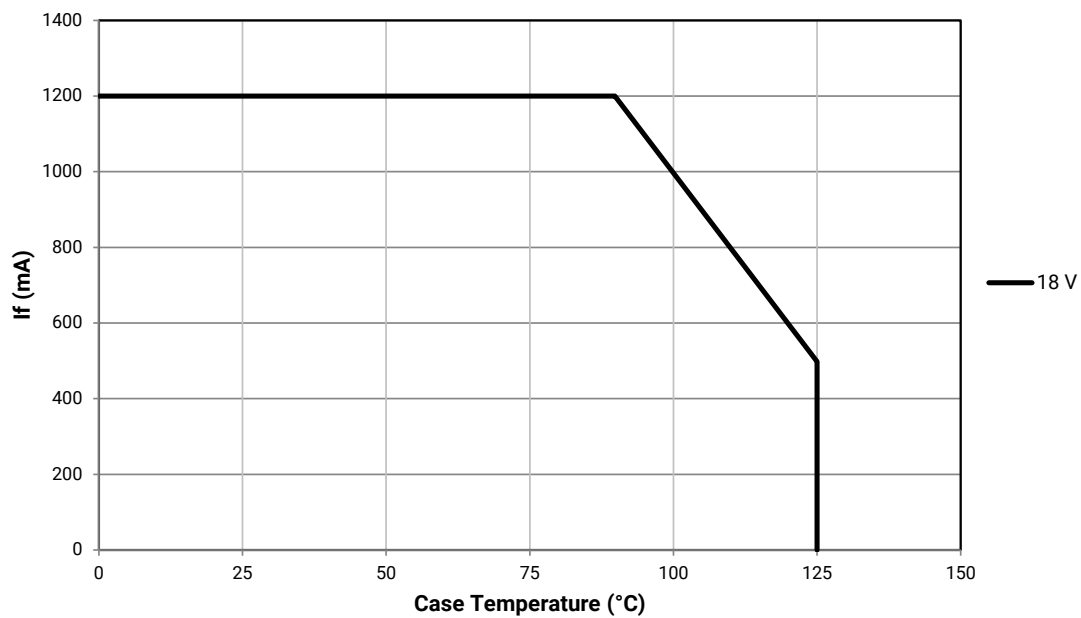
Characteristics	Unit	Minimum	Typical	Maximum
Viewing angle (FWHM)	degrees		115	
ESD withstand voltage (HBM per Mil-Std-883D)	V			8000
DC forward current (18 V)	mA			1200*
DC forward current (36 V)	mA			600*
Reverse current (18 V, 36 V)	mA			0.1
Forward voltage (18 V, @ 700 mA, 85 °C)	V		18.2	
Forward voltage (18 V, @ 700 mA, 25 °C)	V			21
Forward voltage (36 V, @ 350 mA, 85 °C)	V		36.4	
Forward voltage (36 V, @ 350 mA, 25 °C)	V			42

\* Refer to the Operating Limits section.

**OPERATING LIMITS**

The maximum current rating of the CXA1512 depends on the case temperature ( $T_c$ ) when the LED has reached thermal equilibrium under steady-state operation. The graphs shown below assume that the system design employs good thermal management (thermal interface material and heat sink) and may vary when poor thermal management is employed. Please refer to the Mechanical Dimensions section on page 21 for the location of the  $T_c$  measurement point.

Another important factor in good thermal management is the temperature of the Light Emitting Surface (LES). Cree LED recommends a maximum LES temperature of 135 °C to ensure optimal LED lifetime. Please refer to the Thermal Design section on page 22 for more information on LES temperature measurement.



**FLUX CHARACTERISTICS, EASYWHITE® ORDER CODES AND BINS - 18 V (I<sub>F</sub> = 700 mA, T<sub>J</sub> = 85 °C)**

The following table provides order codes for XLamp CXA1512 LEDs. For a complete description of the order code nomenclature, please see the Bin and Order Code Formats section (page 21).

Nominal CCT	CRI		Minimum Luminous Flux			2-Step		3-Step		4-Step		
	Min	Typ	Group	Flux (lm) @ 85 °C	Flux (lm) @ 25 °C*	Group	Order Code	Group	Order Code	Group	Order Code	
6500 K	70	75	M2	1380	1563					65F	CXA1512-0000-000F00M265F	
			M4	1485	1682				CXA1512-0000-000F00M465F			
			N2	1590	1710				CXA1512-0000-000F00N265F			
	80	---	M2	1380	1563					65F	CXA1512-0000-000F0HM265F	
			M4	1485	1685				CXA1512-0000-000F0HM465F			
			N2	1590	1710				CXA1512-0000-000F0HN265F			
5700 K	70	75	M2	1380	1563					57F	CXA1512-0000-000F00M257F	
			M4	1485	1682				CXA1512-0000-000F00M457F			
			N2	1590	1710				CXA1512-0000-000F00N257F			
	80	---	M2	1380	1563					57F	CXA1512-0000-000F0HM257F	
			M4	1485	1682				CXA1512-0000-000F0HM457F			
			N2	1590	1710				CXA1512-0000-000F0HN257F			
5000 K	70	75	M2	1380	1563	50H	CXA1512-0000-000F00M250H			50F	CXA1512-0000-000F00M250F	
			M4	1485	1682		CXA1512-0000-000F00M450H				CXA1512-0000-000F00M450F	
			N2	1590	1710		CXA1512-0000-000F00N250H				CXA1512-0000-000F00N250F	
	80	---	M2	1380	1563	50H	CXA1512-0000-000F0HM250H	50G		50H	CXA1512-0000-000F0HM250F	
			M4	1485	1682		CXA1512-0000-000F0HM450H				CXA1512-0000-000F0HM450G	CXA1512-0000-000F0HM450F
			N2	1590	1710		CXA1512-0000-000F0HN250H				CXA1512-0000-000F0HN250G	CXA1512-0000-000F0HN250F
	90	95	J4	1120	1269	50H	CXA1512-0000-000F0UJ450H	50G		50F	CXA1512-0000-000F0UJ450G	
			K2	1200	1359		CXA1512-0000-000F0UK250H				CXA1512-0000-000F0UK250G	CXA1512-0000-000F0UK250F
			K4	1290	1461		CXA1512-0000-000F0UK450H				CXA1512-0000-000F0UK450G	CXA1512-0000-000F0UK450F

- Notes**
- Cree LED maintains a tolerance of ±7% on flux and power measurements, ±0.005 on chromaticity (CCx, CCy) measurements and a tolerance of ±2 on CRI measurements. See the Measurements section (page 24).
  - CXA1512 LED order codes specify only a minimum flux bin and not a maximum. Cree LED may ship reels in flux bins higher than the minimum specified by the order code without advance notice. Shipments will always adhere to the chromaticity bin restrictions specified by the order code.
  - \* Flux values @ 25 °C are calculated and for reference only.

**FLUX CHARACTERISTICS, EASYWHITE® ORDER CODES AND BINS - 18 V (I<sub>F</sub> = 700 mA, T<sub>J</sub> = 85 °C) - CONTINUED**

Nominal CCT	CRI		Minimum Luminous Flux			2-Step		3-Step		4-Step	
	Min	Typ	Group	Flux (lm) @ 85 °C	Flux (lm) @ 25 °C*	Group	Order Code	Group	Order Code	Group	Order Code
4000 K	70	75	M2	1380	1563	40H	CXA1512-0000-000F00M240H			40F	CXA1512-0000-000F00M240F
			M4	1485	1682		CXA1512-0000-000F00M440H				CXA1512-0000-000F00M440F
			N2	1590	1710		CXA1512-0000-000F00N240H				CXA1512-0000-000F00N240F
	80	---	K4	1290	1461	40H	CXA1512-0000-000F0HK440H	40G		40F	CXA1512-0000-000F0HK440F
			M2	1380	1563		CXA1512-0000-000F0HM240H				CXA1512-0000-000F0HM240F
			M4	1485	1682		CXA1512-0000-000F0HM440H				CXA1512-0000-000F0HM440F
	90	95	J2	1040	1178	40H	CXA1512-0000-000F0UJ240H	40G		40F	CXA1512-0000-000F0UJ240F
			J4	1120	1269		CXA1512-0000-000F0UJ440H				CXA1512-0000-000F0UJ440F
			K2	1200	1359		CXA1512-0000-000F0UK240H				CXA1512-0000-000F0UK240F
3500 K	80	---	K4	1290	1461	35H	CXA1512-0000-000F00K435H	35G		35F	CXA1512-0000-000F00K435F
			M2	1380	1563		CXA1512-0000-000F00M235H				CXA1512-0000-000F00M235F
			M4	1485	1682		CXA1512-0000-000F00M435H				CXA1512-0000-000F00M435F
	93	95	H4	970	1099	35H	CXA1512-0000-000F0YH435H	35G		35F	CXA1512-0000-000F0YH435F
			J2	1040	1178		CXA1512-0000-000F0YJ235H				CXA1512-0000-000F0YJ235F
			J4	1120	1269		CXA1512-0000-000F0YJ435H				CXA1512-0000-000F0YJ435F
3000 K	80	---	K4	1290	1461	30H	CXA1512-0000-000F00K430H	30G		30F	CXA1512-0000-000F00K430F
			M2	1380	1563		CXA1512-0000-000F00M230H				CXA1512-0000-000F00M230F
			M4	1485	1682		CXA1512-0000-000F00M430H				CXA1512-0000-000F00M430F
	93	95	H4	970	1099	30H	CXA1512-0000-000F0YH430H	30G		30F	CXA1512-0000-000F0YH430F
			J2	1040	1178		CXA1512-0000-000F0YJ230H				CXA1512-0000-000F0YJ230F
			J4	1120	1269		CXA1512-0000-000F0YJ430H				CXA1512-0000-000F0YJ430F

- Notes**
- Cree LED maintains a tolerance of ±7% on flux and power measurements, ±0.005 on chromaticity (CCx, CCy) measurements and a tolerance of ±2 on CRI measurements. See the Measurements section (page 24).
  - CXA1512 LED order codes specify only a minimum flux bin and not a maximum. Cree LED may ship reels in flux bins higher than the minimum specified by the order code without advance notice. Shipments will always adhere to the chromaticity bin restrictions specified by the order code.
  - \* Flux values @ 25 °C are calculated and for reference only.

**FLUX CHARACTERISTICS, EASYWHITE® ORDER CODES AND BINS - 18 V (I<sub>F</sub> = 700 mA, T<sub>J</sub> = 85 °C) - CONTINUED**

Nominal CCT	CRI		Minimum Luminous Flux			2-Step		3-Step		4-Step	
	Min	Typ	Group	Flux (lm) @ 85 °C	Flux (lm) @ 25 °C*	Group	Order Code	Group	Order Code	Group	Order Code
2700 K	80	---	K2	1200	1359	27H	CXA1512-0000-000F00K227H	27G	CXA1512-0000-000F00K427G	27F	CXA1512-0000-000F00K227F
			K4	1290	1461		CXA1512-0000-000F00K427H				CXA1512-0000-000F00K427F
			M2	1380	1563		CXA1512-0000-000F00M227H				CXA1512-0000-000F00M227F
	93	95	H2	900	1019	27H	CXA1512-0000-000F0YH227H	27G	CXA1512-0000-000F0YH427G	27F	CXA1512-0000-000F0YH227F
			H4	970	1099		CXA1512-0000-000F0YH427H				CXA1512-0000-000F0YH427F
			J2	1040	1178		CXA1512-0000-000F0YJ227H				CXA1512-0000-000F0YJ227F

- Notes**
- Cree LED maintains a tolerance of ±7% on flux and power measurements, ±0.005 on chromaticity (CCx, CCy) measurements and a tolerance of ±2 on CRI measurements. See the Measurements section (page 24).
  - CXA1512 LED order codes specify only a minimum flux bin and not a maximum. Cree LED may ship reels in flux bins higher than the minimum specified by the order code without advance notice. Shipments will always adhere to the chromaticity bin restrictions specified by the order code.
  - \* Flux values @ 25 °C are calculated and for reference only.

**FLUX CHARACTERISTICS, ANSI WHITE ORDER CODES AND BINS - 18 V (I<sub>F</sub> = 700 mA, T<sub>J</sub> = 85 °C)**

The following table provides order codes for XLamp CXA1512 LEDs. For a complete description of the order code nomenclature, please see the Bin and Order Code Formats section (page 21).

Nominal CCT	CRI		Minimum Luminous Flux			Chromaticity Regions	Order Code
	Min	Typ	Group	Flux (lm) @ 85 °C	Flux (lm) @ 25 °C*		
6500 K	70	75	M2	1380	1563	1A0, 1B0, 1C0, 1D0, 65F	CXA1512-0000-000F00M20E1
			M4	1485	1685		CXA1512-0000-000F00M40E1
			N2	1590	1710		CXA1512-0000-000F00N20E1
	80	---	M2	1380	1563	1A0, 1B0, 1C0, 1D0, 65F	CXA1512-0000-000F0HM20E1
			M4	1485	1685		CXA1512-0000-000F0HM40E1
			N2	1590	1710		CXA1512-0000-000F0HN20E1
5700 K	70	75	M2	1380	1563	2A0, 2B0, 2C0, 2D0, 57F	CXA1512-0000-000F00M20E2
			M4	1485	1685		CXA1512-0000-000F00M40E2
			N2	1590	1710		CXA1512-0000-000F00N20E2
	80	---	M2	1380	1563	2A0, 2B0, 2C0, 2D0, 57F	CXA1512-0000-000F0HM20E2
			M4	1485	1685		CXA1512-0000-000F0HM40E2
			N2	1590	1710		CXA1512-0000-000F0HN20E2
5000 K	70	75	M2	1380	1563	3A0, 3B0, 3C0, 3D0, 50F	CXA1512-0000-000F00M20E3
			M4	1485	1685		CXA1512-0000-000F00M40E3
			N2	1590	1710		CXA1512-0000-000F00N20E3
	80	---	M2	1380	1563	3A0, 3B0, 3C0, 3D0, 50F	CXA1512-0000-000F0HM20E3
			M4	1485	1685		CXA1512-0000-000F0HM40E3
			N2	1590	1710		CXA1512-0000-000F0HN20E3
4000 K	70	75	M2	1380	1563	5A0, 5B0, 5C0, 5D0, 40F	CXA1512-0000-000F00M40E5
			M4	1485	1685		CXA1512-0000-000F00M40E5
			N2	1590	1710		CXA1512-0000-000F00N20E5

- Notes**
- Cree LED maintains a tolerance of ±7% on flux and power measurements, ±0.005 on chromaticity (CCx, CCy) measurements and a tolerance of ±2 on CRI measurements. See the Measurements section (page 24).
  - CXA1512 LED order codes specify only a minimum flux bin and not a maximum. Cree LED may ship reels in flux bins higher than the minimum specified by the order code without advance notice. Shipments will always adhere to the chromaticity bin restrictions specified by the order code.
  - \* Flux values @ 25 °C are calculated and for reference only.

**FLUX CHARACTERISTICS, EASYWHITE® ORDER CODES AND BINS - 36 V (I<sub>F</sub> = 350 mA, T<sub>J</sub> = 85 °C)**

The following table provides order codes for XLamp CXA1512 LEDs. For a complete description of the order code nomenclature, please see the Bin and Order Code Formats section (page 21).

Nominal CCT	CRI		Minimum Luminous Flux			2-Step		3-Step		4-Step		
	Min	Typ	Group	Flux (lm) @ 85 °C	Flux (lm) @ 25 °C*	Group	Order Code	Group	Order Code	Group	Order Code	
6500 K	70	75	M2	1380	1563					65F	CXA1512-0000-000N00M265F	
			M4	1485	1682				CXA1512-0000-000N00M465F			
			N2	1590	1710				CXA1512-0000-000N00N265F			
	80	---	M2	1380	1563					65F	CXA1512-0000-000N0HM265F	
			M4	1485	1685				CXA1512-0000-000N0HM465F			
			N2	1590	1710				CXA1512-0000-000N0HN265F			
5700 K	70	75	M2	1380	1563					57F	CXA1512-0000-000N00M257F	
			M4	1485	1682				CXA1512-0000-000N00M457F			
			N2	1590	1710				CXA1512-0000-000N00N257F			
	80	---	M2	1380	1563					57F	CXA1512-0000-000N0HM257F	
			M4	1485	1682				CXA1512-0000-000N0HM457F			
			N2	1590	1710				CXA1512-0000-000N0HN257F			
5000 K	70	75	M2	1380	1563		CXA1512-0000-000N00M250H			50F	CXA1512-0000-000N00M250F	
			M4	1485	1682	50H	CXA1512-0000-000N00M450H				CXA1512-0000-000N00M450F	
			N2	1590	1710		CXA1512-0000-000N00N250H				CXA1512-0000-000N00N250F	
	80	---	M2	1380	1563		CXA1512-0000-000N0HM250H			50H	CXA1512-0000-000N0HM250F	
			M4	1485	1682	50H	CXA1512-0000-000N0HM450H	50G	CXA1512-0000-000N0HM450G		CXA1512-0000-000N0HM450F	
			N2	1590	1710		CXA1512-0000-000N0HN250H		CXA1512-0000-000N0HN250G		CXA1512-0000-000N0HN250F	
	90	95	J4	1120	1269		CXA1512-0000-000N0UJ450H		CXA1512-0000-000N0UJ450G		50F	CXA1512-0000-000N0UJ450F
			K2	1200	1359	50H	CXA1512-0000-000N0UK250H	50G	CXA1512-0000-000N0UK250G	CXA1512-0000-000N0UK250F		
			K4	1290	1461		CXA1512-0000-000N0UK450H		CXA1512-0000-000N0UK450G	CXA1512-0000-000N0UK450F		

- Notes**
- Cree LED maintains a tolerance of ±7% on flux and power measurements, ±0.005 on chromaticity (CCx, CCy) measurements and a tolerance of ±2 on CRI measurements. See the Measurements section (page 24).
  - CXA1512 LED order codes specify only a minimum flux bin and not a maximum. Cree LED may ship reels in flux bins higher than the minimum specified by the order code without advance notice. Shipments will always adhere to the chromaticity bin restrictions specified by the order code.
  - \* Flux values @ 25 °C are calculated and for reference only.



**FLUX CHARACTERISTICS, EASYWHITE® ORDER CODES AND BINS - 36 V (I<sub>F</sub> = 350 mA, T<sub>J</sub> = 85 °C) - CONTINUED**

Nominal CCT	CRI		Minimum Luminous Flux			2-Step		3-Step		4-Step	
	Min	Typ	Group	Flux (lm) @ 85 °C	Flux (lm) @ 25 °C*	Group	Order Code	Group	Order Code	Group	Order Code
4000 K	70	75	M2	1380	1563	40H	CXA1512-0000-000N00M240H			40F	CXA1512-0000-000N00M240F
			M4	1485	1682		CXA1512-0000-000N00M440H				CXA1512-0000-000N00M440F
			N2	1590	1710		CXA1512-0000-000N00N240H				CXA1512-0000-000N00N240F
	80	---	K4	1290	1461	40H	CXA1512-0000-000N0HK440H	40G		40F	CXA1512-0000-000N0HK440F
			M2	1380	1563		CXA1512-0000-000N0HM240H				CXA1512-0000-000N0HM240F
			M4	1485	1682		CXA1512-0000-000N0HM440H				CXA1512-0000-000N0HM440F
	90	95	J2	1040	1178	40H	CXA1512-0000-000N0UJ240H	40G		40F	CXA1512-0000-000N0UJ240F
			J4	1120	1269		CXA1512-0000-000N0UJ440H				CXA1512-0000-000N0UJ440F
			K2	1200	1359		CXA1512-0000-000N0UK240H				CXA1512-0000-000N0UK240F
3500 K	80	---	K4	1290	1461	35H	CXA1512-0000-000N00K435H	35G		35F	CXA1512-0000-000N00K435F
			M2	1380	1563		CXA1512-0000-000N00M235H				CXA1512-0000-000N00M235F
			M4	1485	1682		CXA1512-0000-000N00M435H				CXA1512-0000-000N00M435F
	93	95	H4	970	1099	35H	CXA1512-0000-000N0YH435H	35G		35F	CXA1512-0000-000N0YH435F
			J2	1040	1178		CXA1512-0000-000N0YJ235H				CXA1512-0000-000N0YJ235F
			J4	1120	1269		CXA1512-0000-000N0YJ435H				CXA1512-0000-000N0YJ435F
3000 K	80	---	K4	1290	1461	30H	CXA1512-0000-000N00K430H	30G		30F	CXA1512-0000-000N00K430F
			M2	1380	1563		CXA1512-0000-000N00M230H				CXA1512-0000-000N00M230F
			M4	1485	1682		CXA1512-0000-000N00M430H				CXA1512-0000-000N00M430F
	93	95	H4	970	1099	30H	CXA1512-0000-000N0YH430H	30G		30F	CXA1512-0000-000N0YH430F
			J2	1040	1178		CXA1512-0000-000N0YJ230H				CXA1512-0000-000N0YJ230F
			J4	1120	1269		CXA1512-0000-000N0YJ430H				CXA1512-0000-000N0YJ430F

- Notes**
- Cree LED maintains a tolerance of ±7% on flux and power measurements, ±0.005 on chromaticity (CCx, CCy) measurements and a tolerance of ±2 on CRI measurements. See the Measurements section (page 24).
  - CXA1512 LED order codes specify only a minimum flux bin and not a maximum. Cree LED may ship reels in flux bins higher than the minimum specified by the order code without advance notice. Shipments will always adhere to the chromaticity bin restrictions specified by the order code.
  - \* Flux values @ 25 °C are calculated and for reference only.

**FLUX CHARACTERISTICS, EASYWHITE® ORDER CODES AND BINS - 36 V (I<sub>F</sub> = 350 mA, T<sub>J</sub> = 85 °C) - CONTINUED**

Nominal CCT	CRI		Minimum Luminous Flux			2-Step		3-Step		4-Step	
	Min	Typ	Group	Flux (lm) @ 85 °C	Flux (lm) @ 25 °C*	Group	Order Code	Group	Order Code	Group	Order Code
2700 K	80	---	K2	1200	1359	27H	CXA1512-0000-000N00K227H	27G	CXA1512-0000-000N00K427G	27F	CXA1512-0000-000N00K227F
			K4	1290	1461		CXA1512-0000-000N00K427H				CXA1512-0000-000N00K427F
			M2	1380	1563		CXA1512-0000-000N00M227H				CXA1512-0000-000N00M227F
	93	95	H2	900	1019	27H	CXA1512-0000-000N0YH227H	27G	CXA1512-0000-000N0YH427G	27F	CXA1512-0000-000N0YH227F
			H4	970	1099		CXA1512-0000-000N0YH427H				CXA1512-0000-000N0YH427F
			J2	1040	1178		CXA1512-0000-000N0YJ227H				CXA1512-0000-000N0YJ227F

- Notes**
- Cree LED maintains a tolerance of ±7% on flux and power measurements, ±0.005 on chromaticity (CCx, CCy) measurements and a tolerance of ±2 on CRI measurements. See the Measurements section (page 24).
  - CXA1512 LED order codes specify only a minimum flux bin and not a maximum. Cree LED may ship reels in flux bins higher than the minimum specified by the order code without advance notice. Shipments will always adhere to the chromaticity bin restrictions specified by the order code.
  - \* Flux values @ 25 °C are calculated and for reference only.

**FLUX CHARACTERISTICS, ANSI WHITE ORDER CODES AND BINS - 36 V (I<sub>F</sub> = 350 mA, T<sub>J</sub> = 85 °C)**

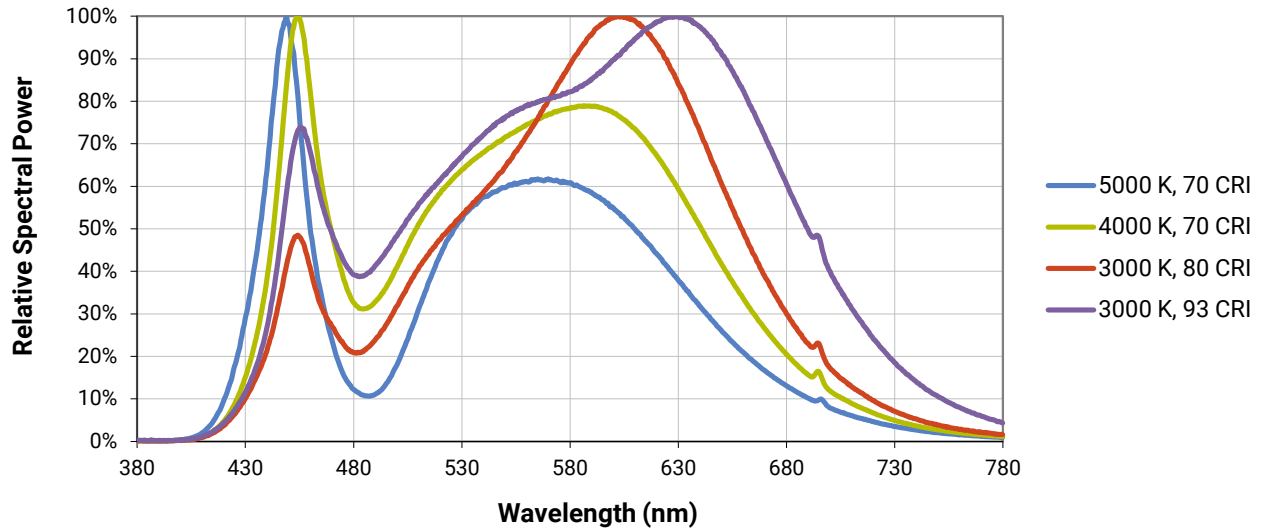
The following table provides order codes for XLamp CXA1512 LEDs. For a complete description of the order code nomenclature, please see the Bin and Order Code Formats section (page 21).

Nominal CCT	CRI		Minimum Luminous Flux			Chromaticity Regions	Order Code
	Min	Typ	Group	Flux (lm) @ 85 °C	Flux (lm) @ 25 °C*		
6500 K	70	75	M2	1380	1563	1A0, 1B0, 1C0, 1D0, 65F	CXA1512-0000-000N00M20E1
			M4	1485	1685		CXA1512-0000-000N00M40E1
			N2	1590	1710		CXA1512-0000-000N00N20E1
	80	---	M2	1380	1563	1A0, 1B0, 1C0, 1D0, 65F	CXA1512-0000-000N0HM20E1
			M4	1485	1685		CXA1512-0000-000N0HM40E1
			N2	1590	1710		CXA1512-0000-000N0HN20E1
5700 K	70	75	M2	1380	1563	2A0, 2B0, 2C0, 2D0, 57F	CXA1512-0000-000N00M20E2
			M4	1485	1685		CXA1512-0000-000N00M40E2
			N2	1590	1710		CXA1512-0000-000N00N20E2
	80	---	M2	1380	1563	2A0, 2B0, 2C0, 2D0, 57F	CXA1512-0000-000N0HM20E2
			M4	1485	1685		CXA1512-0000-000N0HM40E2
			N2	1590	1710		CXA1512-0000-000N0HN20E2
5000 K	70	75	M2	1380	1563	3A0, 3B0, 3C0, 3D0, 50F	CXA1512-0000-000N00M20E3
			M4	1485	1685		CXA1512-0000-000N00M40E3
			N2	1590	1710		CXA1512-0000-000N00N20E3
	80	---	M2	1380	1563	3A0, 3B0, 3C0, 3D0, 50F	CXA1512-0000-000N0HM20E3
			M4	1485	1685		CXA1512-0000-000N0HM40E3
			N2	1590	1710		CXA1512-0000-000N0HN20E3
4000 K	70	75	M2	1380	1563	5A0, 5B0, 5C0, 5D0, 40F	CXA1512-0000-000N00M40E5
			M4	1485	1685		CXA1512-0000-000N00M40E5
			N2	1590	1710		CXA1512-0000-000N00N20E5

- Notes**
- Cree LED maintains a tolerance of ±7% on flux and power measurements, ±0.005 on chromaticity (CCx, CCy) measurements and a tolerance of ±2 on CRI measurements. See the Measurements section (page 24).
  - CXA1512 LED order codes specify only a minimum flux bin and not a maximum. Cree LED may ship reels in flux bins higher than the minimum specified by the order code without advance notice. Shipments will always adhere to the chromaticity bin restrictions specified by the order code.
  - \* Flux values @ 25 °C are calculated and for reference only.

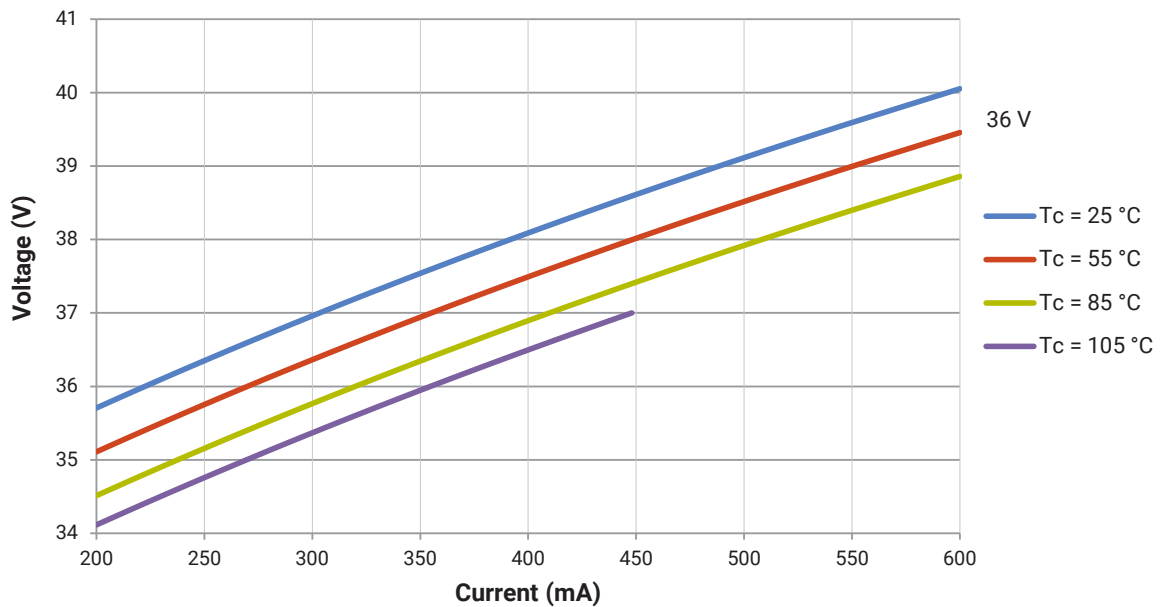
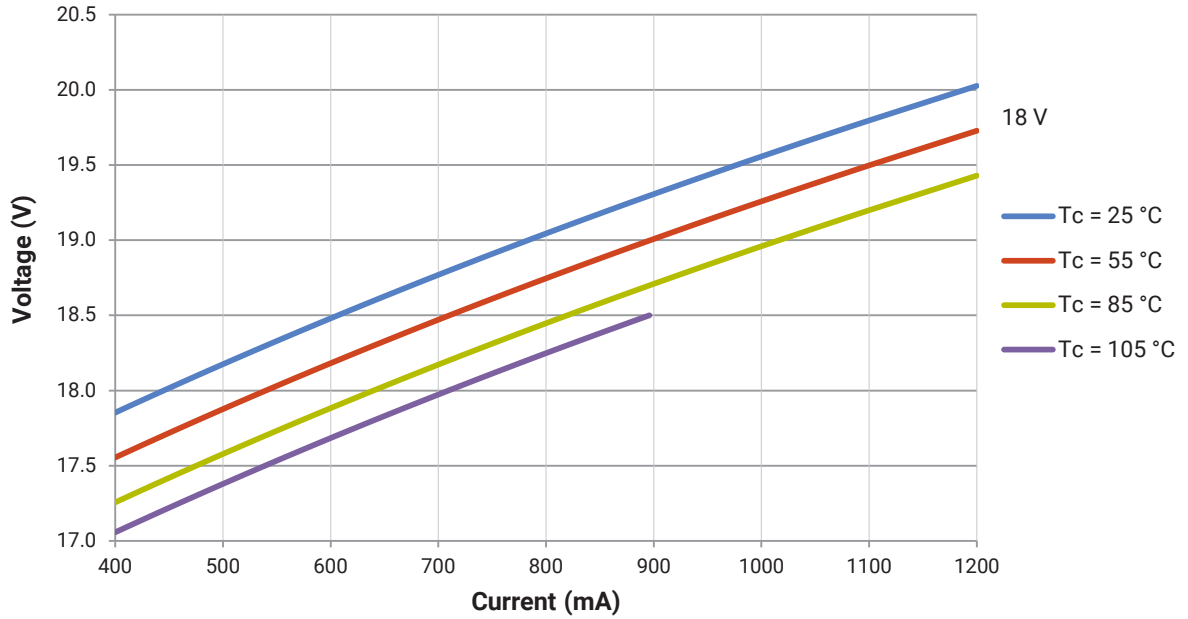
## RELATIVE SPECTRAL POWER DISTRIBUTION

The following graph is the result of a series of pulsed measurements at 700 mA for the 18-V CXA1512 LED and 350 mA for the 36-V CXA1512 LED and  $T_j = 85^\circ\text{C}$ .



## ELECTRICAL CHARACTERISTICS

The following graphs are the result of a series of steady-state measurements.

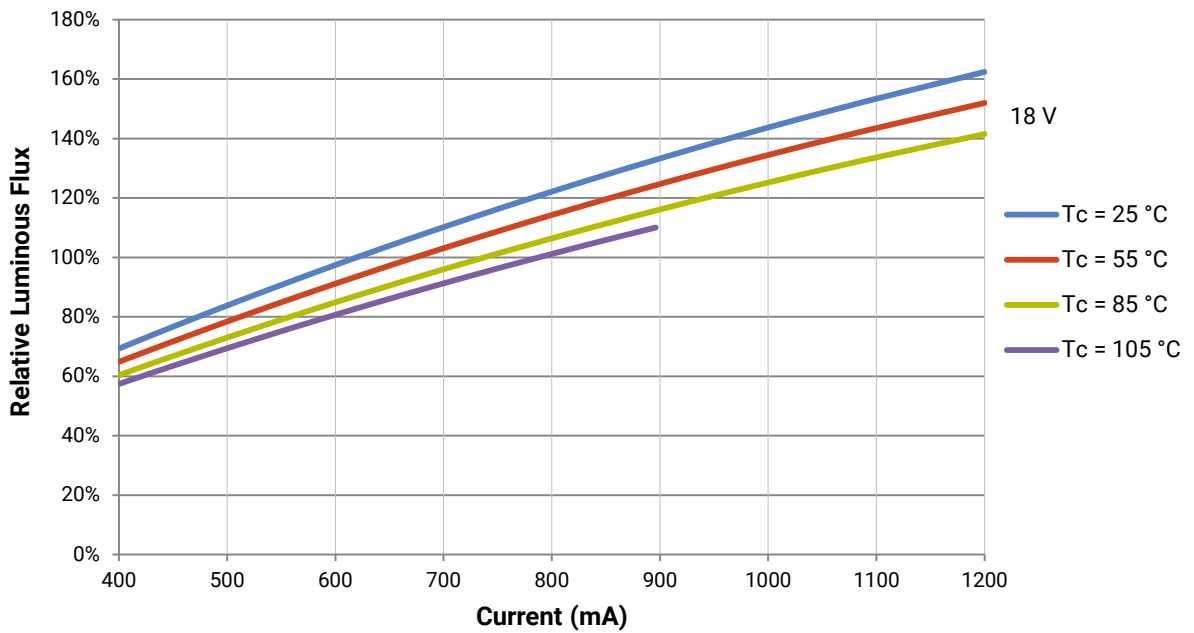


## RELATIVE LUMINOUS FLUX

The relative luminous flux values provided below are the ratio of:

- Measurements of CXA1512 at steady-state operation at the given conditions, divided by
- Flux measured during binning, which is a pulsed measurement at 700 mA at  $T_j = 85\text{ °C}$  for the 18-V CXA1512 LED.

Using the 18-V CXA1512 LED as an example, at steady-state operation of  $T_c = 105\text{ °C}$ ,  $I_f = 600\text{ mA}$ , the relative luminous flux ratio is 80% in the chart below. A CXA1512 LED that measures 1200 lm during binning will deliver 960 lm ( $1200 \times 0.8$ ) at steady-state operation of  $T_c = 105\text{ °C}$ ,  $I_f = 600\text{ mA}$ .

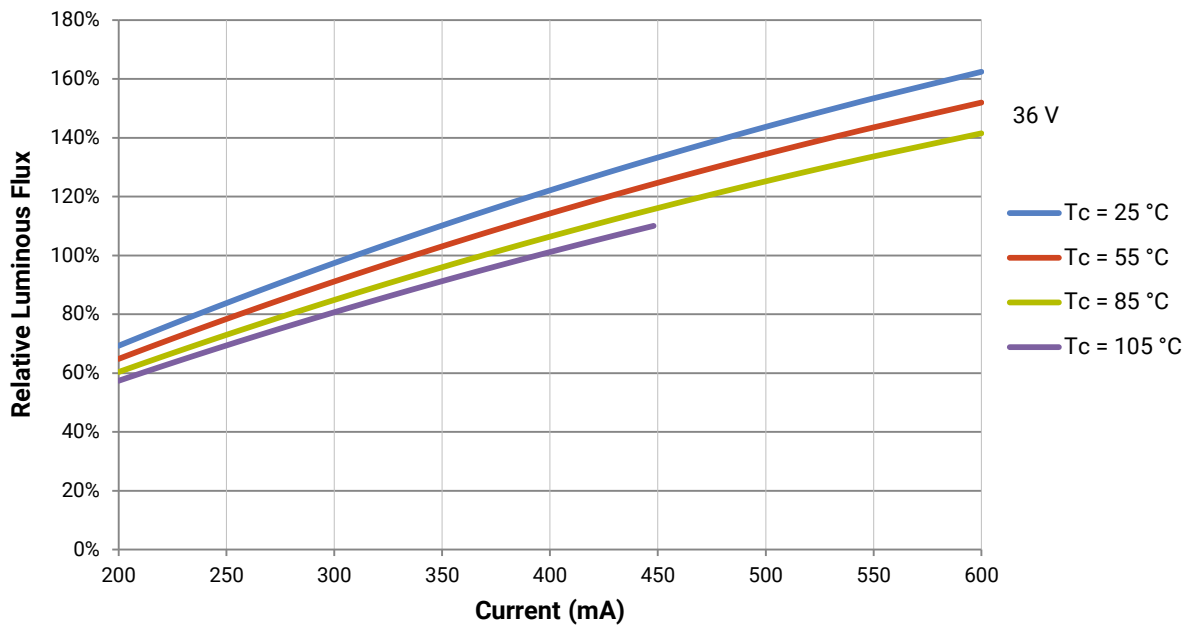


## RELATIVE LUMINOUS FLUX - CONTINUED

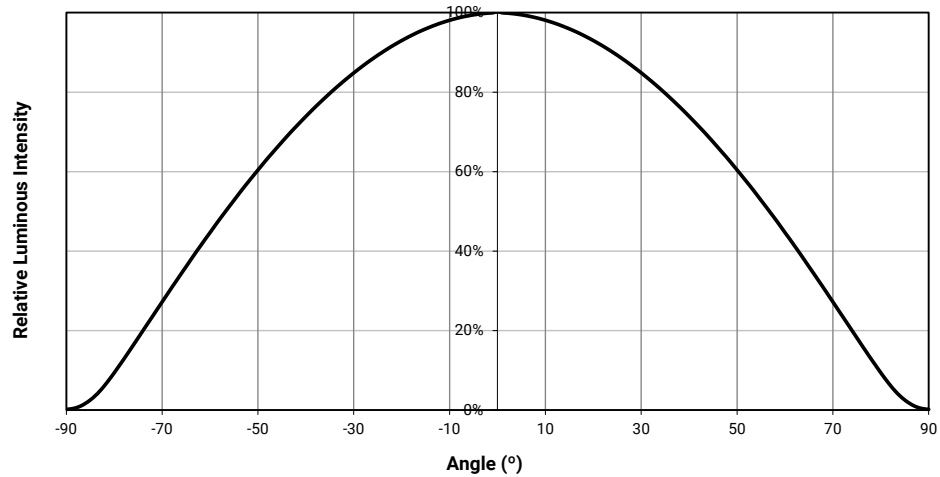
The relative luminous flux values provided below are the ratio of:

- Measurements of CXA1512 at steady-state operation at the given conditions, divided by
- Flux measured during binning, which is a pulsed measurement at 350 mA at  $T_j = 85\text{ }^\circ\text{C}$  for the 36-V CXA1512 LED.

Using the 36-V CXA1512 LED as an example, at steady-state operation of  $T_c = 105\text{ }^\circ\text{C}$ ,  $I_f = 300\text{ mA}$ , the relative luminous flux ratio is 80% in the chart below. A CXA1512 LED that measures 1200 lm during binning will deliver 960 lm ( $1200 \times 0.8$ ) at steady-state operation of  $T_c = 105\text{ }^\circ\text{C}$ ,  $I_f = 300\text{ mA}$ .



## TYPICAL SPATIAL DISTRIBUTION

PERFORMANCE GROUPS - BRIGHTNESS (18 V,  $I_F = 700$  mA; 36 V,  $I_F = 350$  mA,  $T_J = 85$  °C)

XLamp CXA1512 LEDs are tested for luminous flux and placed into one of the following bins.

Group Code	Minimum Luminous Flux	Maximum Luminous Flux
H2	900	970
H4	970	1040
J2	1040	1120
J4	1120	1200
K2	1200	1290
K4	1290	1380
M2	1380	1485
M4	1485	1590
N2	1590	1710
N4	1710	1830
P2	1830	1965



## PERFORMANCE GROUPS - CHROMATICITY ( $T_j = 85\text{ }^\circ\text{C}$ )

XLamp CXA1512 LEDs are tested for chromaticity and placed into one of the regions defined by the following bounding coordinates.

EasyWhite Color Temperatures – 2-Step			
Code	CCT	x	y
50H	5000 K	0.3429	0.3507
		0.3434	0.3571
		0.3475	0.3604
		0.3469	0.3539
40H	4000 K	0.3784	0.3741
		0.3804	0.3818
		0.3867	0.3857
		0.3844	0.3778
35H	3500 K	0.4030	0.3857
		0.4061	0.3941
		0.4132	0.3976
		0.4099	0.3890
30H	3000 K	0.4291	0.3973
		0.4333	0.4062
		0.4395	0.4084
		0.4351	0.3994
27H	2700 K	0.4528	0.4046
		0.4578	0.4138
		0.4638	0.4152
		0.4586	0.4060

EasyWhite Color Temperatures – 3-Step Ellipse						
Bin Code	CCT	Center Point		Major Axis	Minor Axis	Rotation Angle ( $^\circ$ )
		x	y	a	b	
50G	5000 K	0.3447	0.3553	0.00840	0.00312	65.0
40G	4000 K	0.3818	0.3797	0.00939	0.00402	53.7
35G	3500 K	0.4073	0.3917	0.00927	0.00414	54.0
30G	3000 K	0.4338	0.4030	0.00834	0.00408	53.2
27G	2700 K	0.4577	0.4099	0.00834	0.00420	48.5

**PERFORMANCE GROUPS - CHROMATICITY ( $T_j = 85\text{ }^\circ\text{C}$ ) - CONTINUED**

EasyWhite Color Temperatures – 4-Step			
Code	CCT	x	y
65F	6500 K	0.3097	0.3196
		0.3079	0.3297
		0.3164	0.3382
		0.3176	0.3275
57F	5700 K	0.3253	0.3325
		0.3249	0.3439
		0.3331	0.3514
		0.3330	0.3393
50F	5000 K	0.3407	0.3459
		0.3415	0.3586
		0.3499	0.3654
		0.3484	0.3521
40F	4000 K	0.3744	0.3685
		0.3782	0.3837
		0.3912	0.3917
		0.3863	0.3758
35F	3500 K	0.3981	0.3800
		0.4040	0.3966
		0.4186	0.4037
		0.4116	0.3865
30F	3000 K	0.4242	0.3919
		0.4322	0.4096
		0.4449	0.4141
		0.4359	0.3960
27F	2700 K	0.4475	0.3994
		0.4573	0.4178
		0.4695	0.4207
		0.4589	0.4021

PERFORMANCE GROUPS - CHROMATICITY ( $T_j = 85\text{ }^\circ\text{C}$ ) - CONTINUED

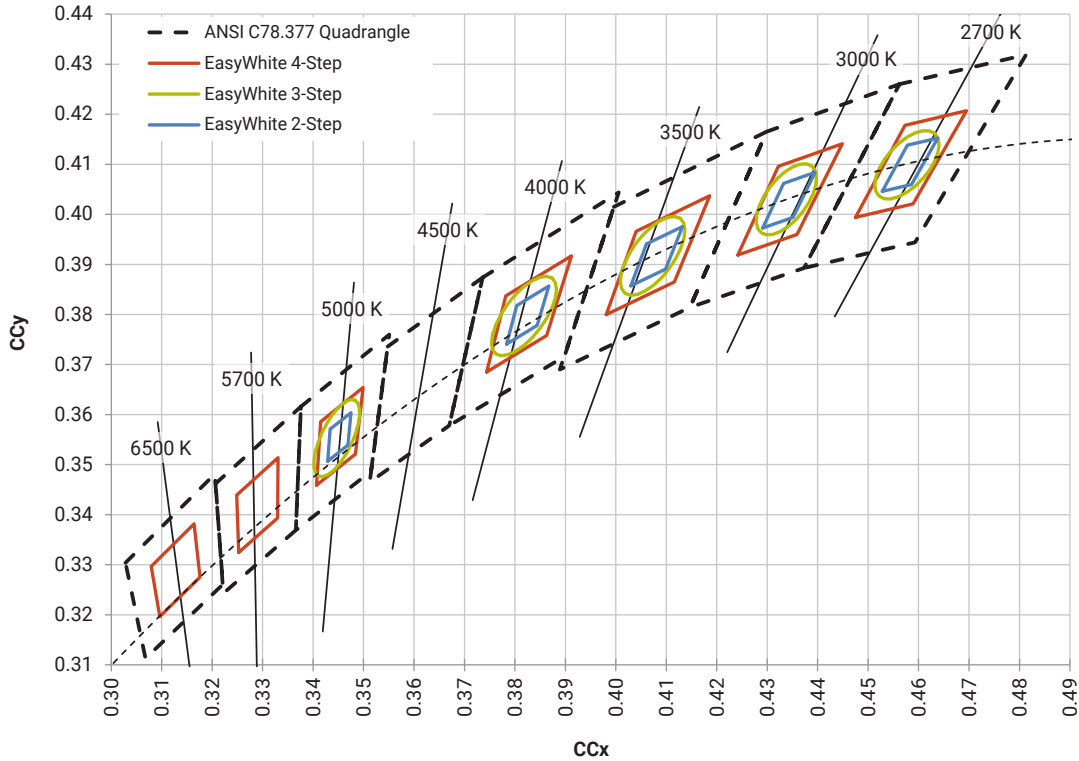
ANSI White Bins				
Code	CCT	Bin Code	x	y
0E1	6500 K	1A0	0.3048	0.3207
			0.3130	0.3290
			0.3144	0.3186
			0.3068	0.3113
		1B0	0.3028	0.3304
			0.3115	0.3391
			0.3130	0.3290
			0.3048	0.3207
		1C0	0.3115	0.3391
			0.3205	0.3481
			0.3213	0.3373
			0.3130	0.3290
		1D0	0.3130	0.3290
			0.3213	0.3373
			0.3221	0.3261
			0.3144	0.3186

ANSI White Bins				
Code	CCT	Bin Code	x	y
0E2	5700 K	2A0	0.3215	0.3350
			0.3290	0.3417
			0.3290	0.3300
			0.3222	0.3243
		2B0	0.3207	0.3462
			0.3290	0.3538
			0.3290	0.3417
			0.3215	0.3350
		2C0	0.3290	0.3538
			0.3376	0.3616
			0.3371	0.3490
			0.3290	0.3417
		2D0	0.3290	0.3417
			0.3371	0.3490
			0.3366	0.3369
			0.3290	0.3300

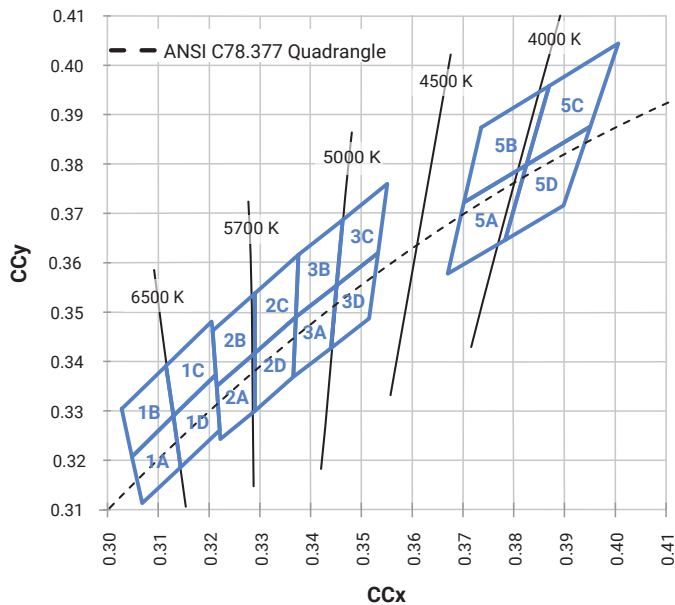
ANSI White Bins				
Code	CCT	Bin Code	x	y
0E3	5000 K	3A0	.3371	.3490
			.3451	.3554
			.3440	.3427
			.3366	.3369
		3B0	.3376	.3616
			.3463	.3687
			.3451	.3554
			.3371	.3490
		3C0	.3463	.3687
			.3551	.3760
			.3533	.3620
			.3451	.3554
		3D0	.3451	.3554
			.3533	.3620
			.3515	.3487
			.3440	.3427

ANSI White Bins				
Code	CCT	Bin Code	x	y
0E5	4000 K	5A0	.3670	.3578
			.3702	.3722
			.3825	.3798
			.3783	.3646
		5B0	.3702	.3722
			.3736	.3874
			.3869	.3958
			.3825	.3798
		5C0	.3825	.3798
			.3869	.3958
			.4006	.4044
			.3950	.3875
		5D0	.3783	.3646
			.3825	.3798
			.3950	.3875
			.3898	.3716

EASYWHITE® BINS PLOTTED ON THE 1931 CIE COLOR SPACE ( $T_j = 85^\circ\text{C}$ )

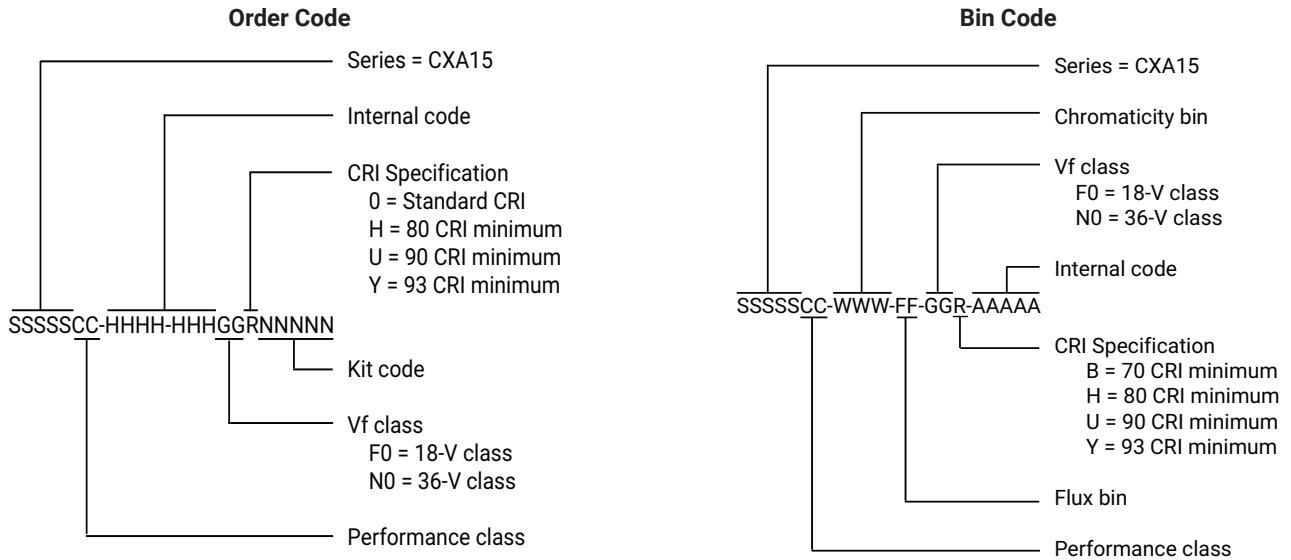


ANSI WHITE BINS PLOTTED ON THE 1931 CIE COLOR SPACE ( $T_j = 85^\circ\text{C}$ )



## BIN AND ORDER CODE FORMATS

Bin codes and order codes are configured as follows:

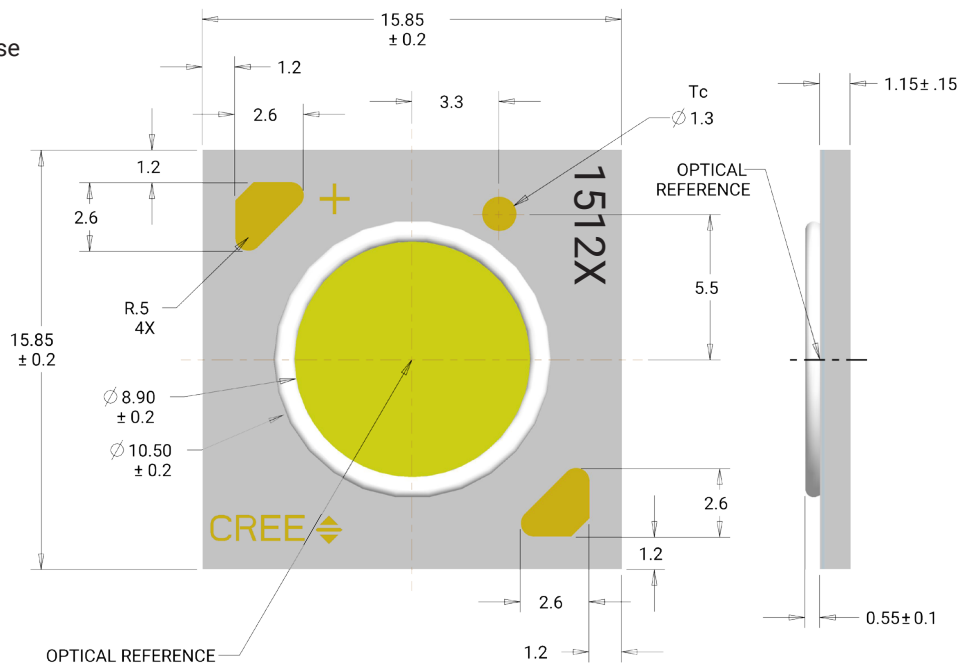


## MECHANICAL DIMENSIONS

Dimensions are in mm.  
 Tolerances unless otherwise specified:  $\pm .13$   
 $\alpha^\circ \pm 1^\circ$

### Meaning of 1512X

1512F = 18-V CXA1512  
 1512N = 36-V CXA1512



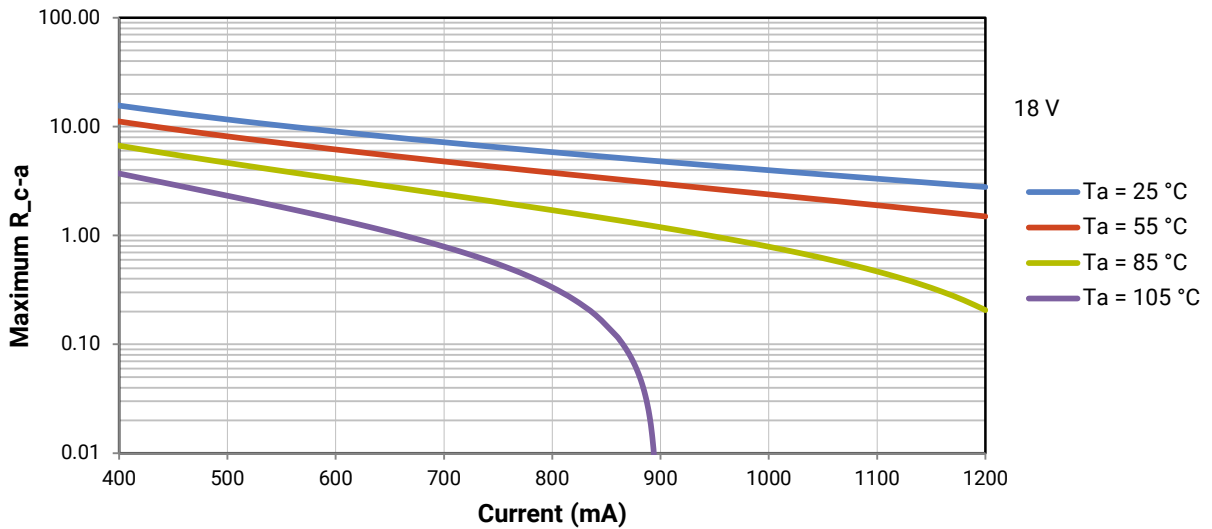
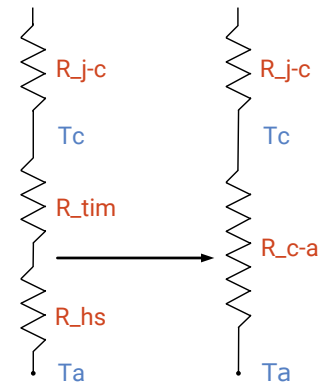
## THERMAL DESIGN

The CXA family of LED arrays can include over a hundred different LED die inside one package, and thus over a hundred different junction temperatures ( $T_j$ ). Cree LED has intentionally removed junction-temperature-based operating limits and replaced the commonplace maximum  $T_j$  calculations with maximum ratings based on forward current ( $I_f$ ) and case temperature ( $T_c$ ). No additional calculations are required to ensure that the CXA LED is being operated within its designed limits. LES temperature measurement provides additional verification of good thermal design. Please refer to page 3 for the Operating Limit specifications.

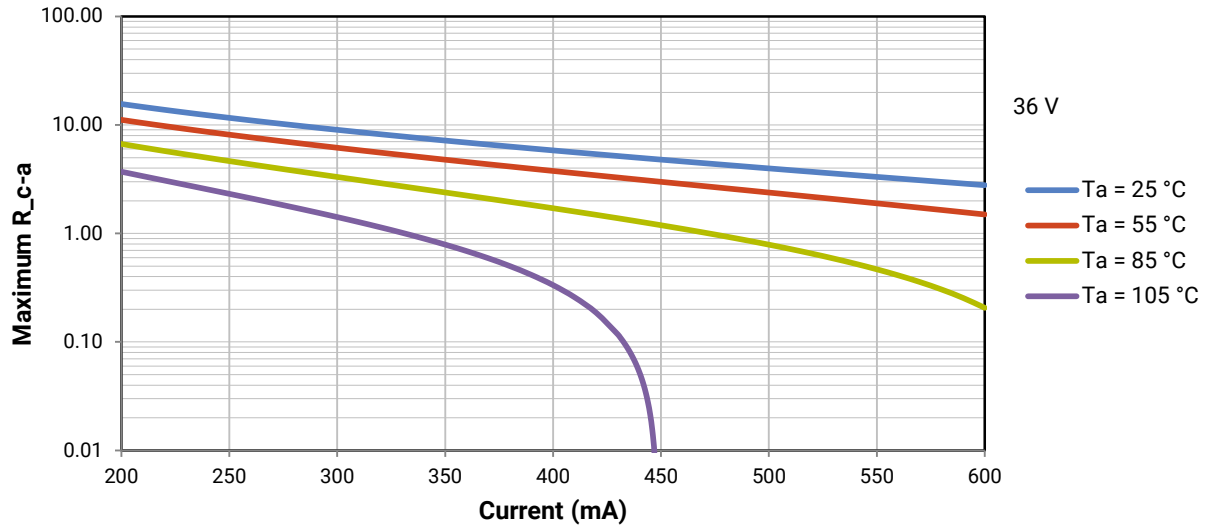
There is no need to calculate for  $T_j$  inside the package, as the thermal management design process, specifically from  $T_{sp}$  to ambient ( $T_a$ ), remains identical to any other LED component. For more information on thermal management of XLamp LEDs, please refer to the [Thermal Management application note](#). For CXA soldering recommendations and more information on thermal interface materials (TIM), LES temperature measurement, and connection methods, please refer to the [XLamp CX Family LEDs soldering and handling document](#). The [CX Family LED Design Guide](#) provides basic information on the requirements to use XLamp CXA LEDs successfully in luminaire designs.

To keep the CXA1512 LED at or below the maximum rated  $T_c$ , the case to ambient temperature thermal resistance ( $R_{c-a}$ ) must be at or below the maximum  $R_{c-a}$  value shown on the following graphs, depending on the operating environment. The y-axis in the graphs is a base 10 logarithmic scale.

As the figure at right shows, the  $R_{c-a}$  value is the sum of the thermal resistance of the TIM ( $R_{tim}$ ) plus the thermal resistance of the heat sink ( $R_{hs}$ ).



THERMAL DESIGN - CONTINUED



## NOTES

---

### Measurements

The luminous flux, radiant power, chromaticity, forward voltage and CRI measurements in this document are binning specifications only and solely represent product measurements as of the date of shipment. These measurements will change over time based on a number of factors that are not within Cree LED's control and are not intended or provided as operational specifications for the products. Calculated values are provided for informational purposes only and are not intended or provided as specifications.

### Pre-Release Qualification Testing

Please read the [LED Reliability Overview](#) for details of the qualification process Cree LED applies to ensure long-term reliability for XLamp LEDs and details of Cree LED's pre-release qualification testing for XLamp LEDs.

### Lumen Maintenance

Cree LED now uses standardized IES LM-80-08 and TM-21-11 methods for collecting long-term data and extrapolating LED lumen maintenance. For information on the specific LM-80 data sets available for this LED, refer to the public [LM-80 results document](#).

Please read the [Long-Term Lumen Maintenance application note](#) for more details on Cree LED's lumen maintenance testing and forecasting. Please read the [Thermal Management application note](#) for details on how thermal design, ambient temperature, and drive current affect the LED junction temperature.

### RoHS Compliance

The levels of RoHS restricted materials in this product are below the maximum concentration values (also referred to as the threshold limits) permitted for such substances, or are used in an exempted application, in accordance with EU Directive 2011/65/EC (RoHS2), as implemented January 2, 2013. RoHS Declarations for this product can be obtained from your Cree LED representative or from the [Product Ecology](#) section of the Cree LED website.

### REACH Compliance

REACH substances of very high concern (SVHCs) information is available for this product. Since the European Chemical Agency (ECHA) has published notice of their intent to frequently revise the SVHC listing for the foreseeable future, please contact a Cree LED representative to insure you get the most up-to-date REACH Declaration. REACH banned substance information (REACH Article 67) is also available upon request.

### UL® Recognized Component

This product meets the requirements to be considered a UL Recognized Component with Level 4 enclosure consideration. The LED package or a portion thereof has been investigated as a fire and electrical enclosure per ANSI/UL 8750.

### Vision Advisory

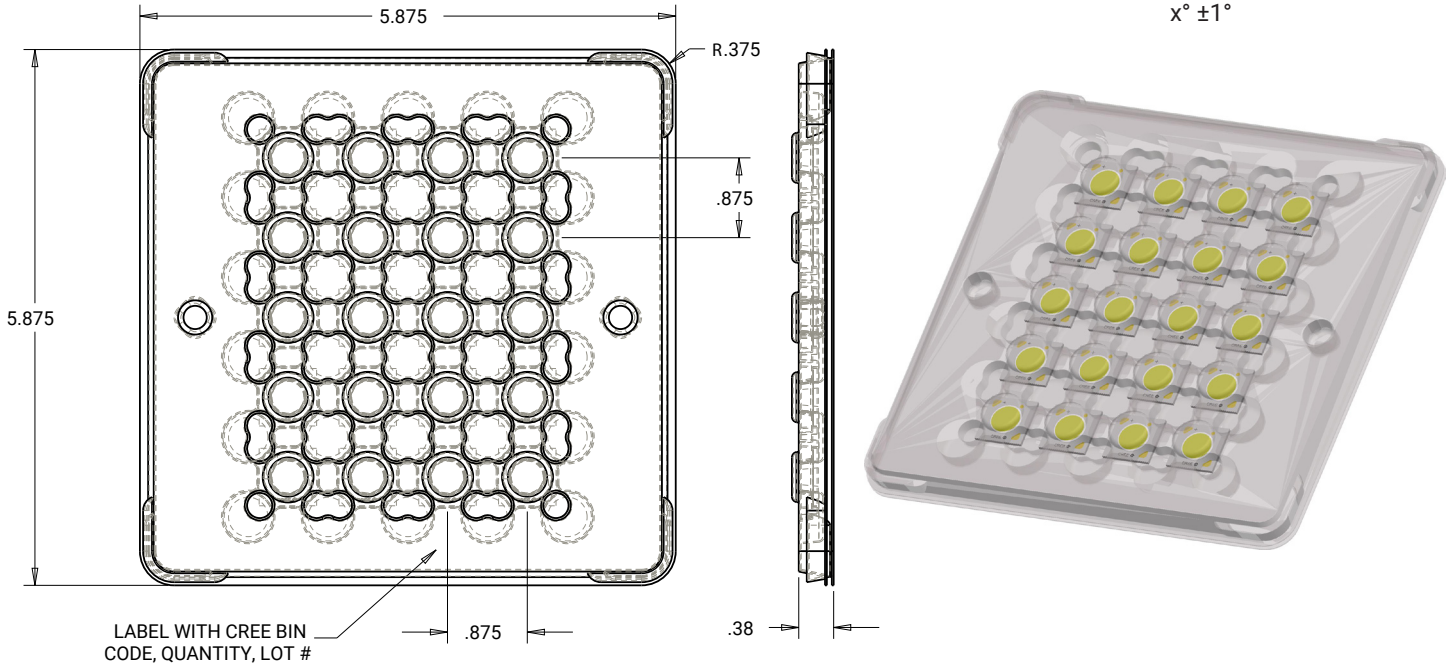
WARNING: Do not look at an exposed lamp in operation. Eye injury can result. For more information about LEDs and eye safety, please refer to the [LED Eye Safety application note](#).



**PACKAGING**

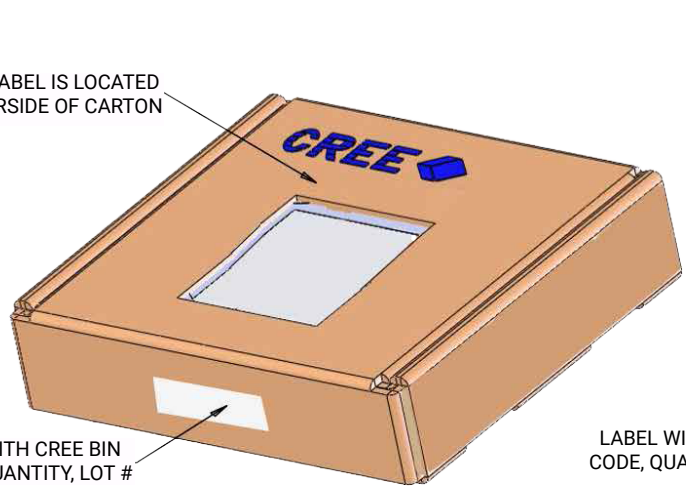
CXA1512 LEDs are packaged in trays of 20. Five trays are sealed in an anti-static bag and placed inside a carton, for a total of 100 LEDs per carton. Each carton contains 100 LEDs from the same performance bin.

Dimensions are in inches.  
Tolerances:  $\pm .13$   
 $x^\circ \pm 1^\circ$



PATENT LABEL IS LOCATED ON UNDERSIDE OF CARTON

LABEL WITH CREE BIN CODE, QUANTITY, LOT #



BAG

LABEL WITH CREE BIN CODE, QUANTITY, LOT #

