

2.4 GHz Sphere

Model Number:

IO2450

Omnidirectional In-Building Antenna

Specifications:

Element Type	Air-Loaded Patch
Frequency Range	2.4 – 2.5 GHz
Peak Gain	3 dBi
Polarization¹	Linear
Impedance	50 ohms
Maximum Input Power	50 watts
VSWR (Min. Performance)	1.5:1
Dimensions (L x W x H)	6.4 x 6.3 x 1.7 cm
Housing	ABS
Operating Temperature	-40° to +70°C
Storage Temperature	-40° to +70°C

¹Contains both vertical and horizontal components, the ratio of which varies with the spatial location.



Mounting:

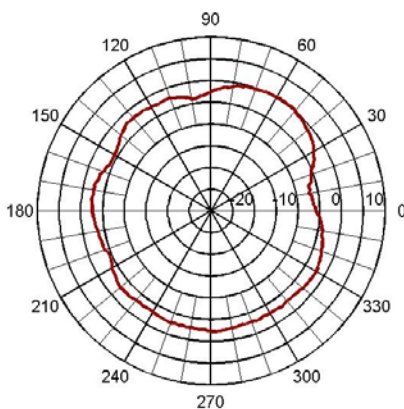
- Includes metal clip for mounting to a ceiling tile grid

Cables & Connectors:

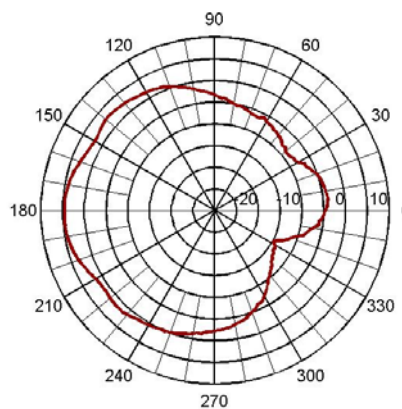
Model #	Reference #	Plenum Rated Coax	Connector
IO2450-NF06	CAF94166	6" RG-142	N-Female
IO2450-NF12	CAF94170	12" RG-142	N-Female
IO2450-RN12	CAF94120	12" RG-142	RP-N-Female
IO2450-SM12	CAF94101	12" RG-142	SMA-Male
IO2450-MX17	CAF95991	17" RG-142 & RG-316	Straight MMCX Plug
IO2450-LU18	CAF95977	18" RG-142 & RG-178	Straight Lucent Plug
IO2450-NM18	CAF94119	18" RG-142	N- Male
IO2450-RT36	CAF94150	36" RG-142	RP-TNC
IO2450-RT60	CAF94674	60" RG-142	RP-TNC
IO2450-RT84	CAF94672	84" RG-142	RP-TNC



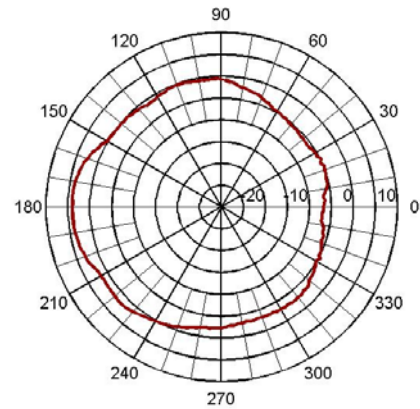
Pattern data files for LANPlanner are available at www.centurion.com or www.wirelessvalley.com.



Azimuth



Elevation Plane
phi=0



Omni Plane
phi=90

Specifications subject to change without notice.

IO2450a - 4/12/04