

Fuseholder Open Design, 6.3 x 32 mm, Solder



500 VAC · 16 A (UL)

See below:
[Approvals and Compliances](#)

Description

- Screw or rivet fastening

References

Last order possibility: 30.09.2017
 Last delivery date: 31.12.2017

Weblinks

[pdf datasheet](#), [html-datasheet](#), [General Product Information](#), [Packaging details](#), [Distributor-Stock-Check](#), [Detailed request for product](#), [Microsite](#)

Technical Data

Fuse-Link	6.3 x 32 mm	Soldering Methods	Iron Soldering Profile
Attachment	Screw or Rivet	Solderability	350 °C / 2 sec acc. to IEC 60068-2-20, Test Ta, method 2
Terminal	Solder	Resistance to Soldering Heat	350 °C / 10 sec acc. to IEC 60068-2-20, Test Tb, method 2
Rated Voltage	500 VAC (UL)	Contact Resistance	≤ 10 mΩ at 20 mV acc. to IEC 60127-6
Rated current	16 A (UL)	Dielectric Strength	> 3 kV between life parts (50 Hz: 1 min)
Admissible Ambient Air Temp.	-40 °C to 85 °C	Impulse Withstand Voltage	> 4 kV between life parts
Climatic Category	40/085/21 acc. to IEC 60068-1	Insulation Resistance	> 10 MΩ between life parts (500 VDC: 1 min)
Material: Socket	Thermoset, black, UL 94V-0		
Material: Terminals	Nickel-Silver		
Unit Weight	7.27 g		
Storage Conditions	0 °C to 60 °C, max. 70% r.h.		
Product Marking	Rated Voltage, Rated current, Approvals		

Approvals and Compliances

Detailed information on product approvals, code requirements, usage instructions and detailed test conditions can be looked up in [Details about Approvals](#)

Approvals

The approval mark is used by the testing authorities to certify compliance with the safety requirements placed on electronic products.

Approval Reference Type: RSH

Approval Logo	Certificates	Certification Body	Description
	UL Approvals	UL	UL File Number: E39328

Product standards

Product standards that are referenced

Organization	Design	Standard	Description
	Designed according to	UL 4248-1	Fuseholder general requirements
	Designed according to	CSA C22.2 no. 4248.1	Fuseholder general requirements





Application standards

Application standards where the product can be used

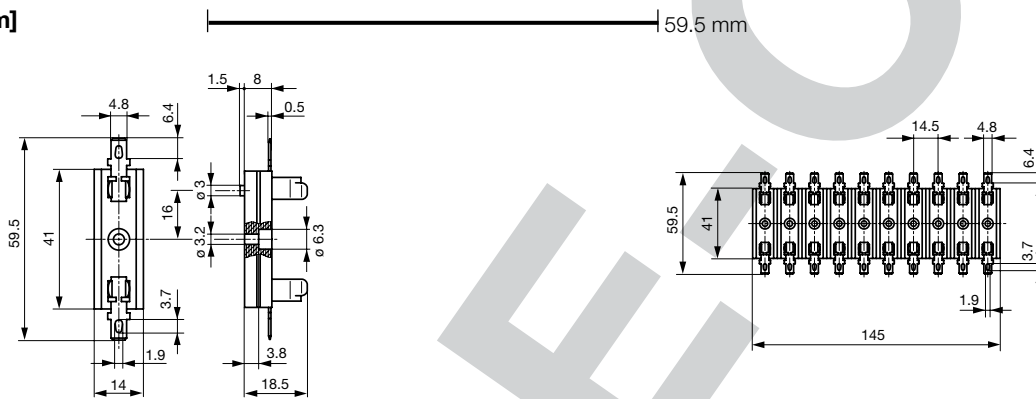
Organization	Design	Standard	Description
	Designed for applications acc.	IEC/UL 60950	IEC 60950-1 includes the basic requirements for the safety of information technology equipment.

Compliances

The product complies with following Guide Lines

Identification	Details	Initiator	Description
	CE declaration of conformity	SCHURTER AG	The CE marking declares that the product complies with the applicable requirements laid down in the harmonisation of Community legislation on its affixing in accordance with EU Regulation 765/2008.
	RoHS	SCHURTER AG	EU Directive RoHS 2011/65/EU
	China RoHS	SCHURTER AG	The law SJ / T 11363-2006 (China RoHS) has been in force since 1 March 2007. It is similar to the EU directive RoHS.
	REACH	SCHURTER AG	On 1 June 2007, Regulation (EC) No 1907/2006 on the Registration, Evaluation, Authorization and Restriction of Chemicals 1 (abbreviated as "REACH") entered into force.

Dimension [mm]



Variant 0031.6001

Variant 0031.6010

All Variants

Holder	Strip	Order Number
●		0031.6001
	●	0031.6010

Availability for all products can be searched real-time: <https://www.schurter.com/en/Stock-Check/Stock-Check-SCHURTER>

Packaging Unit

Bulk (100 pcs.)