MATERIAL NO.	ENGINEERING NO.	FINISHED LENGTH
1200870074	443030A10M010	1M [3 FT 3 IN]
1200870098	444030A10M050	5M [16 FT 5 IN]
1200871070	445030A10M160	16M [52 FT 5.9 IN]

B

FEMALE INSERT FRONT VIEW			MALE INSERT FRONT VIEW		
3 POLE	4 POLE	5 POLE	3 POLE	4 POLE	5 POLE
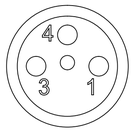	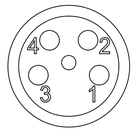	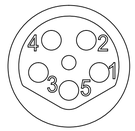			
1 BROWN 3 BLUE 4 BLACK	1 BROWN 2 WHITE 3 BLUE 4 BLACK	1 BROWN 2 WHITE 3 BLUE 4 BLACK 5 GREY	1 BROWN 3 BLUE 4 BLACK	1 BROWN 2 WHITE 3 BLUE 4 BLACK	1 BROWN 2 WHITE 3 BLUE 4 BLACK 5 GREY

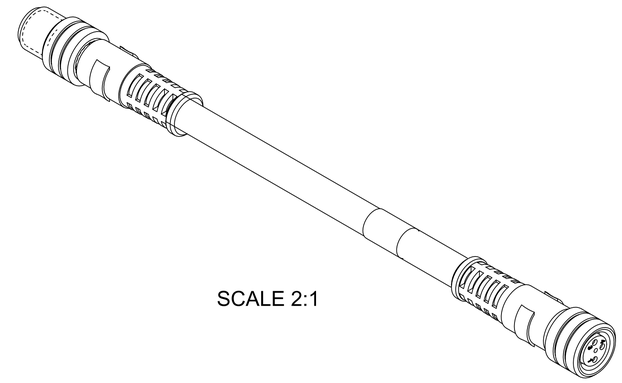

SCALE 2:1

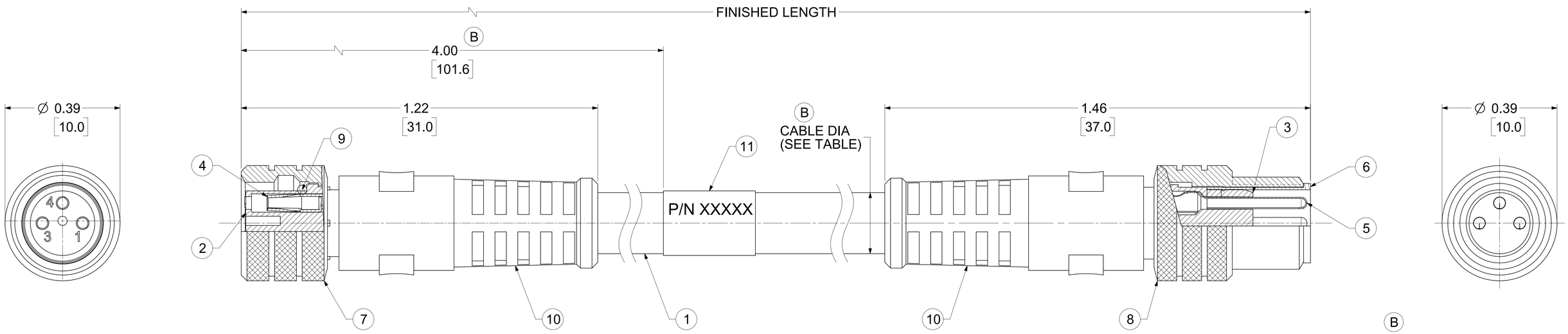

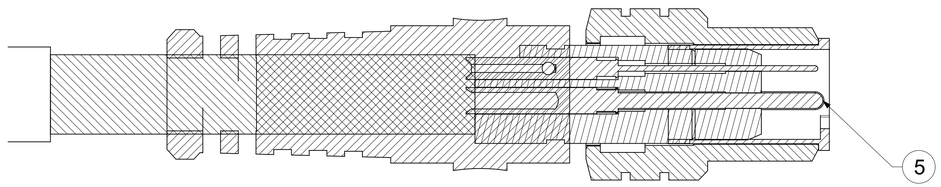

FOR 4-5 POLE ONLY (SCREW MACHINE CONTACT)
(5 POLE CABLE SHOWN)

NOTES:
1. MATERIAL: AS NOTED
2. FINISH: AS NOTED
3. ELECTRICAL:
   VOLTAGE: 60VAC/75VDC
   CURRENT: 4A (3&4 POLE), 3A (5 POLE)
4. TEMP RATING: -20°C TO +105°C
5. PROTECTION: IP67 (WHEN MATED)
6. COUPLING THREAD: M8x1
7. UL LISTED FILE: E152210
   CSA CERTIFIED FILE: LR6837
8. ALL DIMS ARE FOR REFERENCE UNLESS TOLERANCED OR NOTED OTHERWISE

ITEM	DESCRIPTION	MATERIAL	FINISH
11	WRAP LABEL	VINYL	BLACK/YELLOW
10	OVERMOLD	TPC	YELLOW
9	GASKET	VITON	RED
8	MALE COUPLING NUT	BRASS	NICKEL PLATED
7	FEMALE COUPLING NUT	BRASS	NICKEL PLATED
6	MALE SLEEVE	BRASS	COPPER/NICKEL
5	PIN CONTACT	Cu ALLOY	GOLD OVER NICKEL
4	SOCKET CONTACT	Cu ALLOY	GOLD OVER NICKEL
3	MALE INSERT	PUR	BLACK
2	FEMALE INSERT	PUR	BLACK
1	CABLE, 3-5P, 24AWG, PVC	PVC JACKET	YELLOW

B

DOCUMENT STATUS	P1	RELEASE DATE	2022/04/08 14:05:50

B

POLES	CABLE DIA.
3	0.17
4	0.18
5	0.20

B

CABLE LENGTH TOLERANCES
<.3M [1FT]: +19mm-0 [+.75in-0]
.3 - .9M [1 - 3FT]: +44.5mm-0 [+1.75in-0]
.9 - 1.8M [3 - 6FT]: +55.6mm-0 [+2.19in-0]
1.8 - 3.7M [6 - 12FT: +88.9mm-0 [+3.50in-0]
3.7 - 7.3M [12 - 24FT]: +165.1mm-0 [+6.50in-0]
7.3-14.6M [24 - 48FT]: +317.5mm-0 [+12.50in-0]
14.6 - 30.5M [48-100FT]: +622.3mm-0 [+24.50in-0]
OVER 30M [100FT] +2% OF FINISHED LENGTH

B

PART NUMBER LEGEND

443030A10M050

3- 3 POLES
4- 4 POLES
5- 5 POLES

FINISHED LENGTH
M001 = .1 METER
M010 = 1 METER
M100 = 10 METER

A240= 24 INCHES
F001= .1 FT
F020= 2 FT
F200= 20 FT

FUNCTIONAL SYMBOLS
EV = 0
EF = 0
EP = 0
DIVISIONAL SYMBOLS

DIMENSION UNITS: INCH/MM
SCALE: 6:1

GENERAL TOLERANCES (UNLESS SPECIFIED)

	MM	INCH
4 PLACES	±	±
3 PLACES	±	±
2 PLACES	±	±
1 PLACE	±	±
0 PLACES	±	±
ANGULAR TOL	± °	

DRAFT WHERE APPLICABLE MUST REMAIN WITHIN DIMENSIONS

THIS DRAWING CONTAINS INFORMATION THAT IS PROPRIETARY TO MOLEX ELECTRONIC TECHNOLOGIES, LLC AND SHOULD NOT BE USED WITHOUT WRITTEN PERMISSION

CURRENT REV DESC: ITEM 10 WAS TPE & MATERIAL TABLE. ADDED STD. NOTES, PART NUMBER LEGEND,TOL. TABLE, CABLE DIA. REMOVED 4&5 POLE INFO TO CREATE SEPARATE PSD.

EC NO: 701162
DRWN: AKABADI 2021/09/23
CHK'D: RSTONE 2022/03/30
APPR: BWOODMAN 2022/04/08

INITIAL REVISION:
DRWN: NKUMAR01 16/07/09
APPR: JFMURPHY 16/07/09

THIRD ANGLE PROJECTION

DRAWING: D-SIZE
SERIES: 120087

molex

NANO-CHANGE CORDSET, M8
3-5 POLE, MALE-FEMALE, STRAIGHT, 24 AWG

PRODUCT CUSTOMER DRAWING

DOCUMENT NUMBER	DOC TYPE	DOC PART	REVISION
SD-120087-092	PSD	001	B

MATERIAL NUMBER	CUSTOMER	SHEET NUMBER
	GENERAL MARKET	1 OF 1