図面番号(DRAWING NO.) SJ109156

版数 REV.	年月日 DATE	DCN NO.	変更内容 DESCRIPTION	製図 DR.	担当 CHK.	査閲 APPD.	承認 APPD.

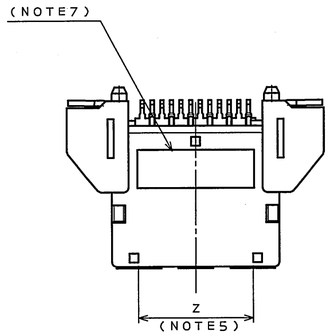

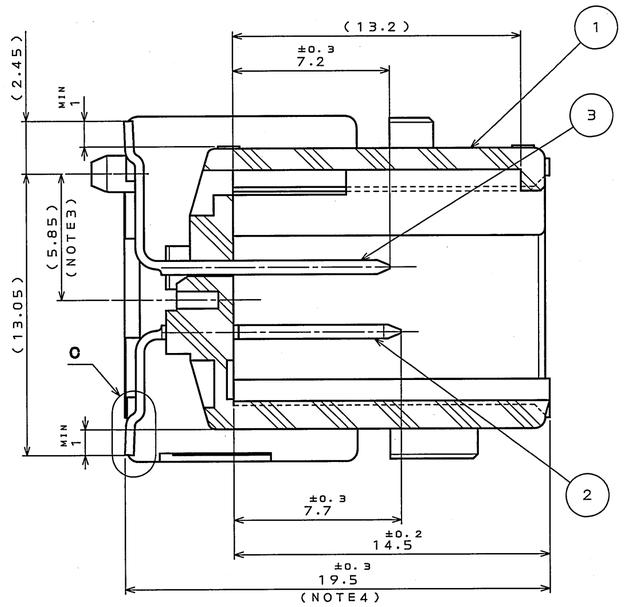

SECT. A-A
(SCALE 5:1)

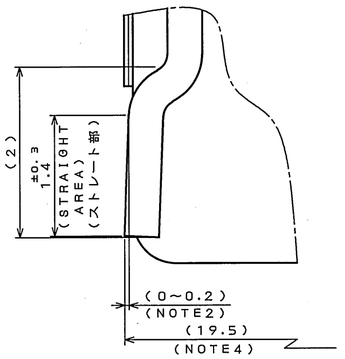

DETAIL C
(SCALE 20:1)

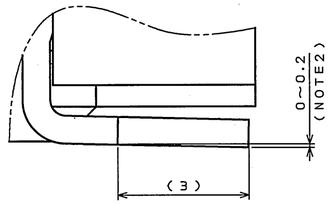

DETAIL D
(SCALE 10:1)

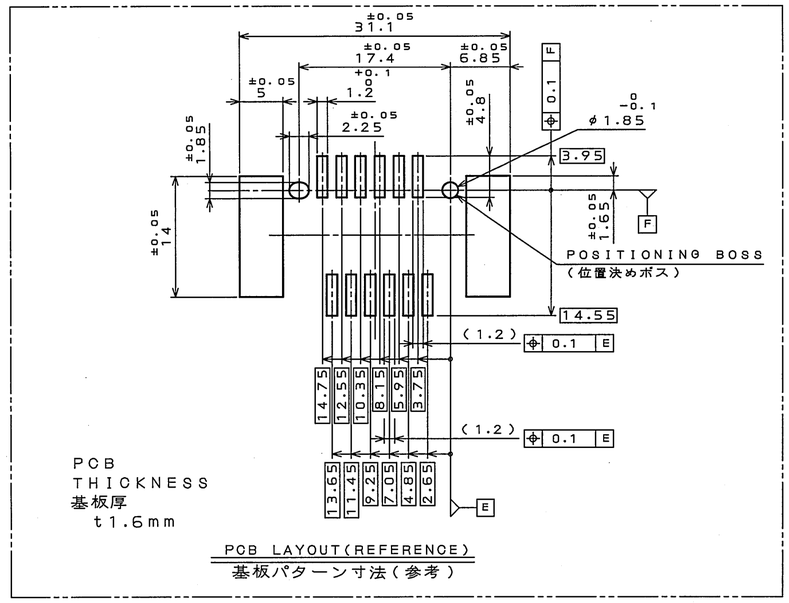

PCB LAYOUT(REFERENCE)
基板パターン寸法(参考)

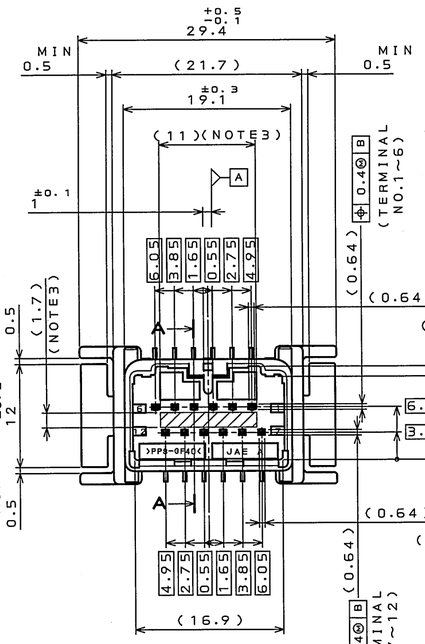

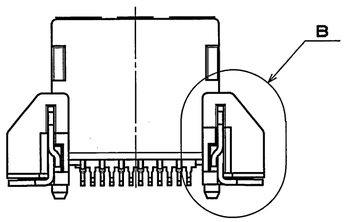

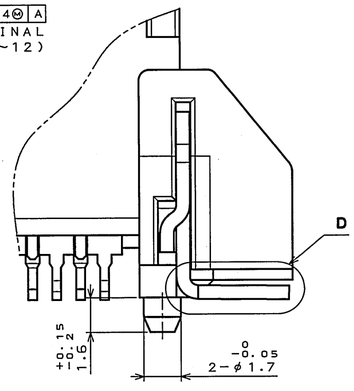

DETAIL B
(SCALE 5:1)

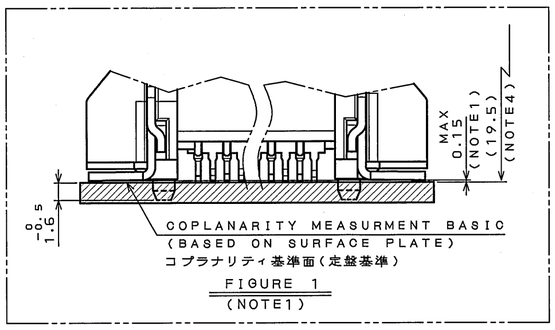

FIGURE 1
(NOTE1)

NOTE
1. COPLANARITY TELERANCE IS 0.15MAX FOR THE WHOLE TERMINAL AND HOLD DOWN.
2. THE TIP OF TERMINAL AND HOLD DOWN IS CLOSER TO THE SURFACE PLATE THAN THE BASIC POINT.(0~0.2)
3. IT SHOWS VACUUM CHUCKING AREA IN THE AUTOMATED MOUNTING PROCESS.
4. (19.5) IS MEASURED FROM THE TIP OF TERMINAL.
5. DIMENSION "Z" IS 13MIN.
6. "E" AREA INDICATES THE DIE CAVITY IDENTIFICATION.
7. THIS INDICATES THE ASSEMBLY LOT IDENTIFICATION.

注記
1. 定盤基準でホールドダウンを含めた端子のコプラナリティは0.15以下とする.
2. 端子及びホールドダウンの基板接地部は先端が根元よりも定盤側(0~0.2)にあること.
3. 実装工程での吸着面範囲を示す.
4. (19.5)は、端子先端からの寸法である.
5. 寸法Zは13以上とする.
6. E部は金型キャビティ識別部である.
7. 組立ロット番号表示部を示す.

NO.	DESCRIPTION	QTY.	MATERIAL	FINISH	REMARKS
5	HOLD DOWN-2	1	BRASS	TIN PLATING	———
4	HOLD DOWN-1	1	BRASS	TIN PLATING	———
3	TERMINAL-2	6	COPPER ALLOY	TIN PLATING	———
2	TERMINAL-1	6	COPPER ALLOY	TIN PLATING	———
1	HOUSING	1	PPS-9F40	———	COLOR : BLACK

仕様書(SPECIFICATION)	JACS-1754-10 JAHL-1754	第1版(ORIGINAL DATE)	3.Sep.2008
製図 DR.		尺度(SCALE)	2:1
シリーズ(SERIES)	MX34R	担当 CHK.	K.NOZAWA
査閲 APPD.	N. Mizugami	承認 APPD.	T. Kume
名称(TITLE)	MX34R12VF1 (PIN HEADER)	質量(MASS)	
日本航空電子工業株式会社	JAPAN AVIATION ELECTRONICS INDUSTRY, LTD.		
図面番号(DRAWING NO.)	SJ109156	版数(REV.)	1
SIZE	A2		

一般公差(GENERAL TOLERANCE)

寸法(DIMENSION)	角度(ANGLES)
. ±0.8	X° ±
.X ±0.4	X°X' ±
.XX ±0.1	
.XXX ±	

JAE-CONNECTOR.COM
Reference only

JAE CONNECTOR DIV. PROPRIETARY.
COPYRIGHT (C) 2008, JAPAN AVIATION ELECTRONICS INDUSTRY, LTD.

DOF-0-213F(05.08)