

6

5

4

3

2

1

MALE INSERT 3-POLE  
FRONT VIEWMALE INSERT 4-POLE  
FRONT VIEWMALE INSERT 5-POLE  
FRONT VIEW

SAP P/N #

ENGINEERING P/N

FINISHED LENGTH

1200651247

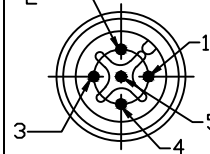
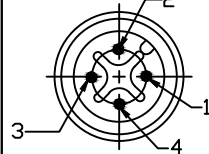
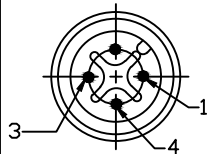
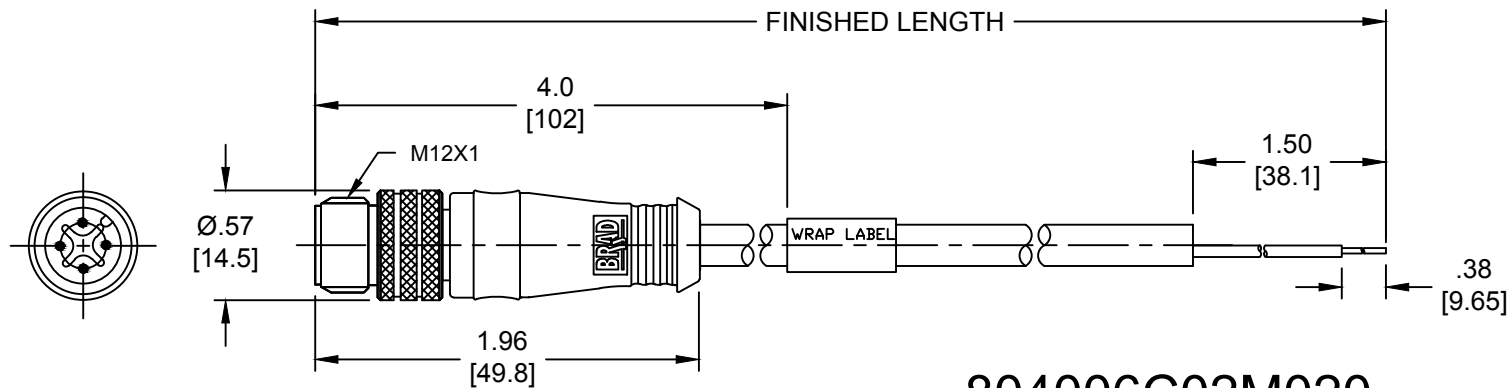
803006C02M010

1.0M +56mm-0 (3.28' +2.2"-0)

1200651648

804006C02M020

2.0M +89mm-0 (6.56' +3.5"-0)

1 BROWN  
3 BLUE  
4 BLACK1 BROWN  
2 WHITE  
3 BLUE  
4 BLACK1 BROWN  
2 WHITE  
3 BLUE  
4 BLACK  
5 GRAY**MECHANICAL**

CONTACT : GOLD/NICKEL OVER COPPER ALLOY

INSERT : BLACK PUR

COUPLING NUT: TEFLON COAT OVER NICKEL PLATED BRASS

MOLDED BODY: YELLOW TPE

CABLE: #18 AWG SJOOW YELLOW

WRAP LABEL: VINYL BLACK/YELLOW

**ELECTRICAL**

VOLTAGE RATING: 250V AC/DC

AMPERAGE: 4A

**ENVIRONMENTAL**

PROTECTION: IP67 WHEN FULLY MATED

OPERATION TEMP: -40°C TO 105°C

**NOTES**

1. DIMENSIONS ARE REFERENCE UNLESS OTHERWISE NOTED

804006C02M020

POLE COUNT

3  
4  
5

WIRE TYPE

#18-4 AWG SJOOW

FINISH LENGTH

M005 = 0.5 Meter  
M010 = 1 Meter  
M100 = 10 Meter

RELEASE EC NO: ICG2017-0844 DRWN: MZIELINS 2017/03/07 CHKD: KCOX01 2017/03/08 APPR: BWOODMAN DESCRIPTION	QUALITY SYMBOLS	GENERAL TOLERANCES (UNLESS SPECIFIED)		DIMENSION STYLE		SCALE	DESIGN UNITS	THIRD ANGLE PROJECTION
	$\nabla=0$ $\nabla C=0$	mm	INCH	IN/MM	NTS	INCH		
		4 PLACES ±---	±---	DRAWN BY DATE	TITLE			
		3 PLACES ±---	±---	MZIELINS 2017/03/07	MICRO CHANGE ASSEMBLY			
	2 PLACES ±---	±---	CHECKED BY DATE	4-POLE MALE STRAIGHT				
	1 PLACE ±---	±---	KCOX01 2017/03/08	#18-4 AWG SJOOW				
		ANGULAR ±---°	APPROVED BY DATE	MOLEX INCORPORATED				
		DRAFT WHERE APPLICABLE MUST REMAIN WITHIN DIMENSIONS	-----	MATERIAL NO.		DOCUMENT NO.		SHEET NO.
A			SIZE A	THIS DRAWING CONTAINS INFORMATION THAT IS PROPRIETARY TO MOLEX INCORPORATED AND SHOULD NOT BE USED WITHOUT WRITTEN PERMISSION				1 OF 1
				SD-120065-112				

6

5

4

3

2

1