

**PHYSICAL DIMENSIONS:**

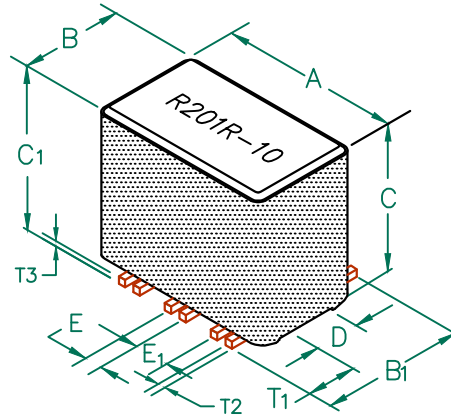
A	9.78 [.385]	+ 0.15 [.006]
B	5.72 [.225]	+ 0.10 [.004]
B <sub>1</sub>	6.73 [.265]	MAX
C	9.53 [.375]	+ 0.15 [.006]
C <sub>1</sub>	10.31 [.406]	MAX.
D	2.41 [.095]	+ 0.08 [.003]
E	0.89 [.035]	+ 0.13 [.005]
E <sub>1</sub>	1.91 [.075]	+ 0.13 [.005]

**WIRE:**

T <sub>1</sub>	1.91 [.075]	+ 0.25 [.010]
T <sub>2</sub>	0.38 [.015]	TYP.
T <sub>3</sub>	0.38 [.015]	TYP.

# CM3822R201R-10

RoHS



**ELECTRICAL CHARACTERISTICS:**

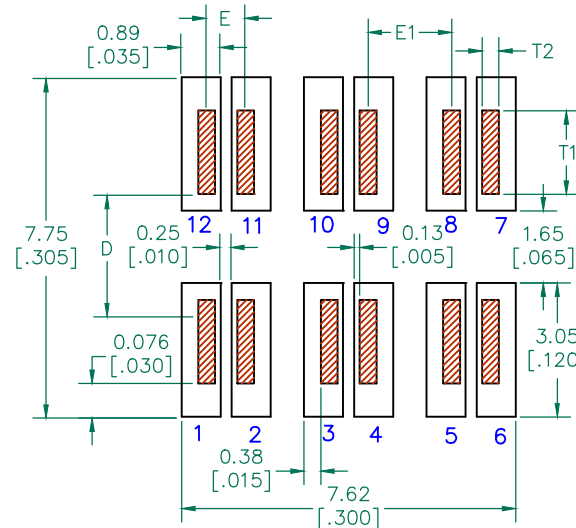
Z @ 100MHz (Ω)	DCR (Ω)	Rated Current
Nominal	200	
Minimum	160	
Maximum	-	0.02
		5,000 mA

NOTES: UNLESS OTHERWISE SPECIFIED

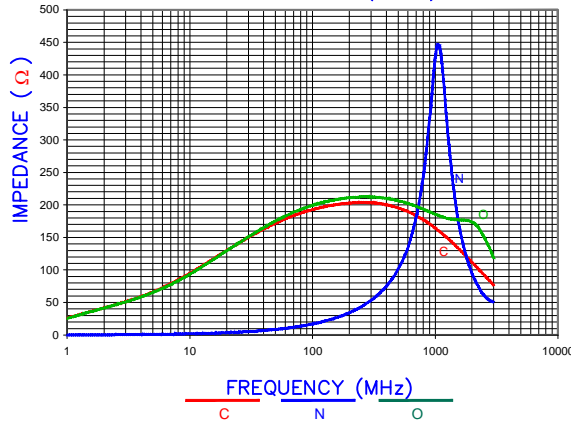
1. TAPED AND REELED per CURRENT EIA SPECIFICATIONS 13" REELS, 500 PCS per REEL.
2. COMPONENTS SHOULD BE ADEQUATELY PREHEATED BEFORE SOLDERING.
3. REF. CARRIER TAPE SPECIFICATION # CART3822-2P.
4. TERMINATION FINISH IS 100% TIN.
5. THIS PART HAS NO PIN POLARITY.
6. OPERATION TEMPERATURE (INCLUDING SELF-HEATING): -40 ~ +125°C.

**UNCONTROLLED DOCUMENT**

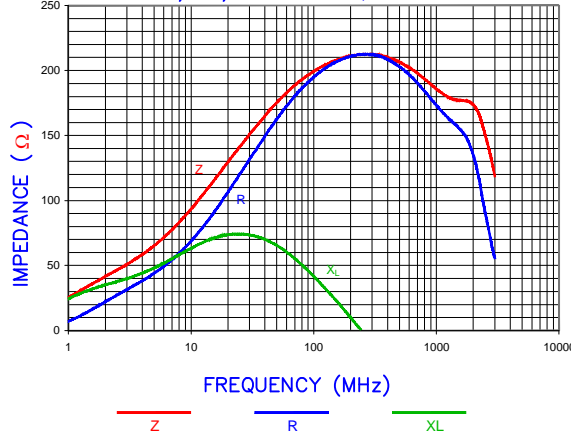
**LAND PATTERNS FOR REFLOW SOLDERING**



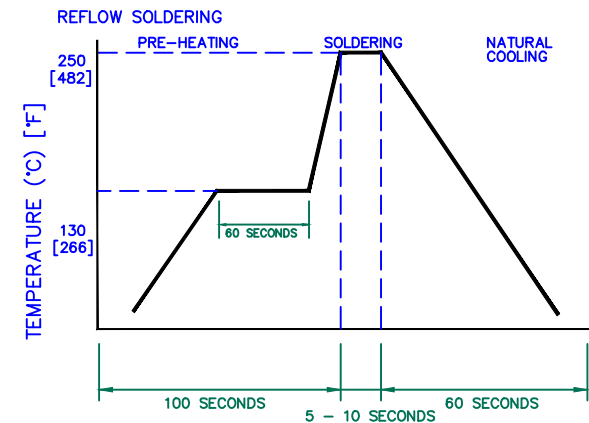
**Z vs. FREQUENCY (C,O,N)**



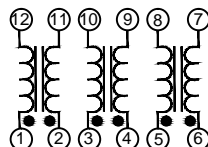
**Z, R, XL vs. FREQUENCY**



**RECOMMENDED SOLDERING CONDITIONS**



**EQUIVALENT CIRCUIT NO POLARITY**



**DIMENSIONS ARE IN mm (INCHES).**

This print is the property of Laird Tech. and is loaned in confidence subject to return upon request and with the understanding that no copies shall be made without the written consent of Laird Tech. All rights to design or invention are reserved.			<b>Laird</b>				
D	ADD NOTE 6	08/30/12	QIU	PROJECT/PART NUMBER:	REV	PART TYPE:	DRAWN BY:
C	UPDATE COMPANY LOGO ADD EQUIVALENT CIRCUIT	02/02/09	JRK	CM3822R201R-10	D	ASSEMBLY	JRK
B	UPDATE COMPANY LOGO	11/29/07	JRK	DATE: 06/01/04	SCALE:	NTS	SHEET:
A	ORIGINAL DRAFT	06/01/04	JRK	CAD #	TOOL #	H0385-2	1 of 2
REV	DESCRIPTION	DATE	INT	CM3822R201R-10-D-1			