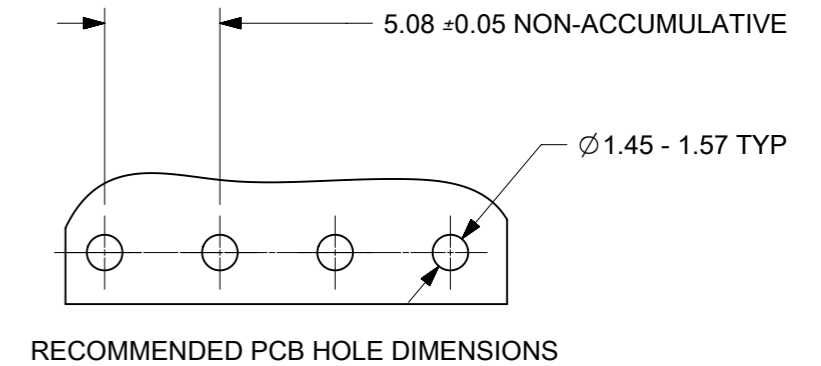
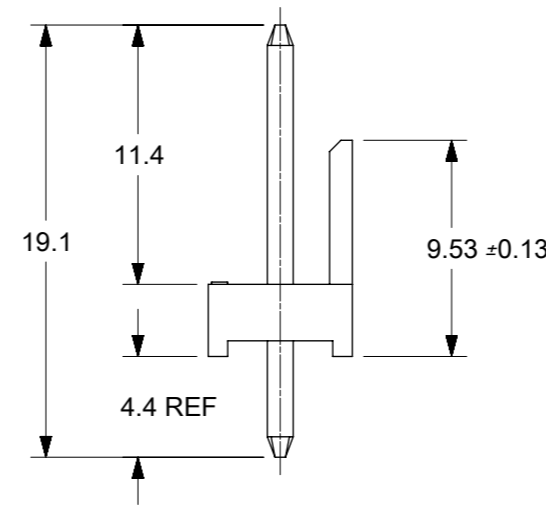
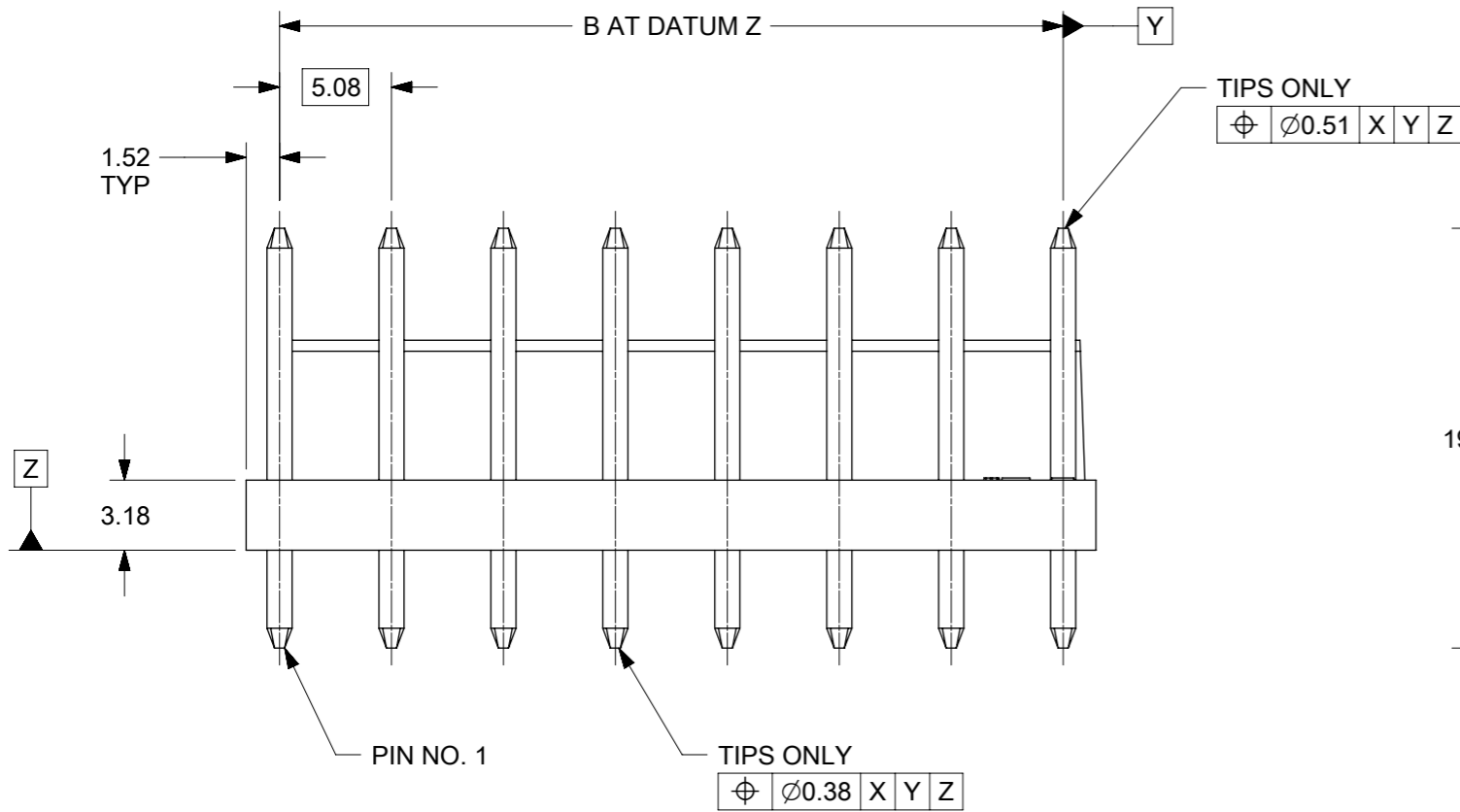
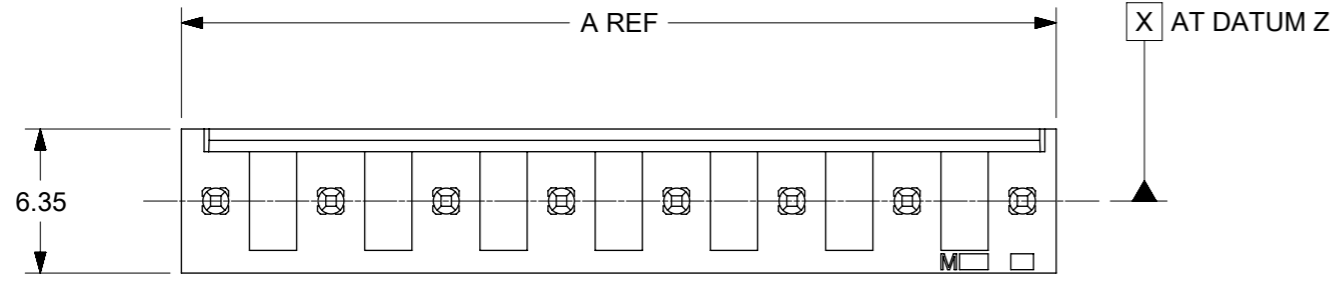


TABLE

PART NUMBER	NO OF CIRCUITS	DIM "A"	DIM "B"
173083-0002	2	8.08	5.08 ± 0.13
173083-0003	3	13.16	10.16 ± 0.13
173083-0004	4	18.24	15.24 ± 0.13
173083-0005	5	23.32	20.32 ± 0.13
173083-0006	6	28.40	25.40 ± 0.15
173083-0007	7	33.48	30.48 ± 0.18
173083-0008	8	38.56	35.56 ± 0.18
173083-0009	9	43.64	40.64 ± 0.20
173083-0010	10	48.72	45.72 ± 0.20
173083-0011	11	53.80	50.80 ± 0.20
173083-0012	12	58.88	55.88 ± 0.23



NOTES:

1. WAFER MATERIAL: NYLON PA6, UL94V-2
TERMINAL PIN: 1.14 DIA. BRASS
2. PLATING: TIN OVER NICKEL OVERALL
2.5µm MIN OVERALL TIN OVER
1.25µm MIN OVERALL NICKEL
3. PRODUCT SPECIFICATION: PS-173083-0001
4. PINS MUST CONFORM TO MOLEX SOLDERABILITY SPEC. ES-152
5. RECOMMENDED PCB THICKNESS 1.6MM
6. THIS PART CONFORMS TO CLASS B REQUIREMENTS OF COSMETIC SPECIFICATION PS-45499-002
7. PACKAGING SPECIFICATION: PK-88596-1132

THIS DRAWING CONTAINS INFORMATION THAT IS PROPRIETARY TO MOLEX ELECTRONIC TECHNOLOGIES, LLC AND SHOULD NOT BE USED WITHOUT WRITTEN PERMISSION												
QUALITY SYMBOLS A = 0 E = 0 F = 0 G = 0 H = 0 I = 0 J = 0 K = 0 L = 0 M = 0 N = 0 O = 0	EC NO: 108603 DRWN: SS06 CHK'D: SS06 APPR: ISHWARG			2016/09/20 2016/09/19 2016/09/20		GENERAL TOLERANCES (UNLESS SPECIFIED) ANGULAR TOL ± 0.5 °		DIMENSION UNITS: MM SCALE: 3:1				
	4 PLACES ±		SS06 DATE: 2015/02/09		KK VERT HDR 5.08 PITCH WITH POLARISING WALL GLOW WIRE VERSION SERIES 173083							
	3 PLACES ±		CHK'D BY: ISHWARG DATE: 2015/02/26					PRODUCT CUSTOMER DRAWING				
	2 PLACES ± 0.25		APPR BY: ISHWARG DATE: 2015/02/26		SERIES: 173083	MATERIAL NUMBER: SEE TABLE					CUSTOMER: GENERAL MARKET	
	1 PLACE ± 0.35		DRAFT WHERE APPLICABLE MUST REMAIN WITHIN DIMENSIONS		DRAWING SIZE: A3 THIRD ANGLE PROJECTION		DOCUMENT NUMBER: SD-173083-0001	DOC TYPE: PSD	DOC PART: 000	SHEET NUMBER: 1 OF 1		
0 PLACES ±												