# FEMALE PLUG M8 STRAIGHT

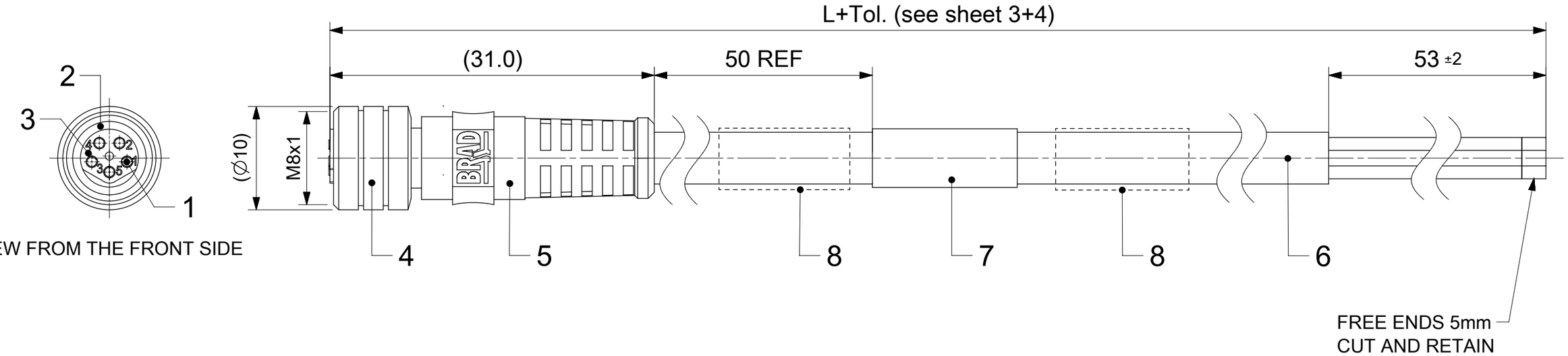


NOTES:

RATED VOLTAGE: 3 contacts 60V AC/DC
4 and 5 contacts 30V AC/DC
CURRENT RATING: 3, 4, 5 contacts 3A
PROTECTION CLASS: IP 67
TEMPERATURE: -25°C / +80°C

CONTACTS POSITION FRONT VIEW:

| | 3 CONTACTS | | 4 CONTACTS | | 5 CONTACTS | |
|---|---|---|---|---|---|---|
| FEMALE | 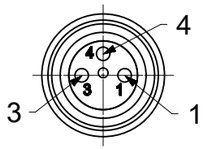 | | 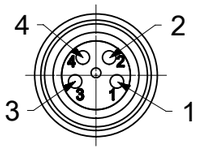 | | 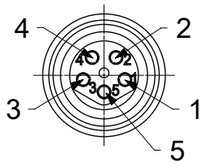 | |
| CONNECTIONS | PIN | WIRE | PIN | WIRE | PIN | WIRE |
| | 1 | BROWN | 1 | BROWN | 1 | BROWN |
| | 3 | BLUE | 2 | WHITE | 2 | WHITE |
| | 4 | BLACK | 3 | BLUE | 3 | BLUE |
| | | | 4 | BLACK | 4 | BLACK |
| | | | | | 5 | GREY |
| CODING ACCORDING TO IEC 61076-2-104 | | | | | | |

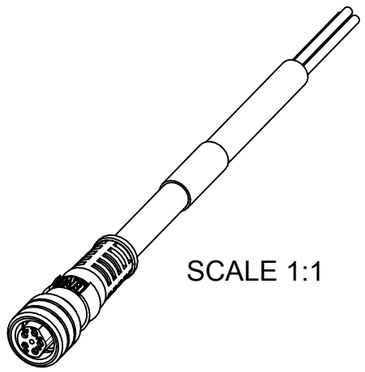

SCALE 1:1

FOR OPTIONS SEE - NUMERICAL CODE - ON SHEET 2

| | | | | |
|---|---|---|---|---|
| 8 | 2 | I/D CARRIER (SEE MATRIX) | --- | --- |
| 7 | 1 | LABEL YELLOW | VINYL | --- |
| | - | PRINTING FOR CABLES Ixx | --- | --- |
| 6 | - | CABLE | SEE SHEET 2 | --- |
| 5 | - | OVERMOULDING | TPU | SEE SHEET 2 |
| 4 | 1 | COUPLING NUT M8 FEMALE | BRASS | SEE SHEET 2 |
| 3 | 1 | INSERT FEMALE BLACK | TPU | --- |
| 2 | 1 | O-RING RED | FKM | --- |
| 1 | 3 / 4 / 5 | CONTACT M8 FEMALE | COPPER | SELECTIVE Au OVER Ni |
| ITEM | QTY. | DESCRIPTION | MATERIAL | FINISH |

THIS DRAWING CONTAINS INFORMATION THAT IS PROPRIETARY TO MOLEX ELECTRONIC TECHNOLOGIES, LLC AND SHOULD NOT BE USED WITHOUT WRITTEN PERMISSION

FUNCTIONAL SYMBOLS: FA = 0, FC = 0, FP = 0
DIVISIONAL SYMBOLS

DIMENSION UNITS: mm
SCALE: 2:1
GENERAL TOLERANCES (UNLESS SPECIFIED)
ANGULAR TOL ± °
4 PLACES ±
3 PLACES ±
2 PLACES ±
1 PLACE ±
0 PLACES ±
DRAFT WHERE APPLICABLE MUST REMAIN WITHIN DIMENSIONS

CURRENT REV DESC: MATRIX UPDATED
EC NO: 670691
DRWN: RSCHIEBER 2021/07/19
CHK'D: RSILLER 2021/07/19
APPR: RSILLER 2021/07/19
INITIAL REVISION:
DRWN: AKONDRACIUK 2017/02/16
APPR: MIWASIECZKO 2017/11/16

molex

M8 SINGLE ENDED FEMALE STRAIGHT

PRODUCT CUSTOMER DRAWING

| DOCUMENT NUMBER | DOC TYPE | DOC PART | REVISION |
|---|---|---|---|
| 1200860594 | PSD | 000 | A8 |

| THIRD ANGLE PROJECTION | DRAWING | SERIES | MATERIAL NUMBER | CUSTOMER | SHEET NUMBER |
|---|---|---|---|---|---|
| | A3-SIZE | 120086 | SEE SHEET 3-4 | GENERAL MARKET | 1 OF 4 |

| DOCUMENT STATUS | P1 | RELEASE DATE | 2021/07/19 14:40:35 |
|---|---|---|---|

FORMAT: master_Sealed-A3
REVISION: J
DATE: 2020/01/14

# ENGINEERING NO. - NUMERICAL CODE (Available parts see PART LIST table. Other parts available upon request).

| 4 | 0 | X | 0 | 0 | 0 | X | X | X | X | X | X | X | X |
|---|---|---|---|---|---|---|---|---|---|---|---|---|---|
| | | | | | | | | | | | | | OPTIONS |

- 40=Nano-Change M8x1 Double ended
- Contacts: 3=3 Contacts, 4=4 Contacts, 5=5 Contacts
- Heads style: 000=Plug Female Straight
- Cable type: See Table
- Units: M=Meter, C=Centimeter
- Length Examples: 005=0.5 unit, 010=1 unit, 100=10 unit
- Overmold color:
  Blank (Standard) = Black
  A = Grey / G = Black / Y = Yellow
  For cables K03, K05, A09, S19, S20, S26 & A10 = Yellow
- Coupling Nut material:
  Blank = Standard
  1 = Stainless steel
  2 = Nylon
  3 = Nickel plated Brass
  4 = Valox (polyester)
  5 = Delrin
  6 = clear anodized alum.
  7 = Teflon coat
  Blank = 7 for cables: I20, I26, K03, K05, P82, S26
  8 = Type 316 stainless steel
  9 = Knurled / Hexagonal SW9 Brass Ni Plated
- H = 2 pcs. of I/D Carrier PVC Transparent (Cables Ixx & P82 always with 2 pcs. of I/D Carrier)

COUPLING NUT
FEMALE

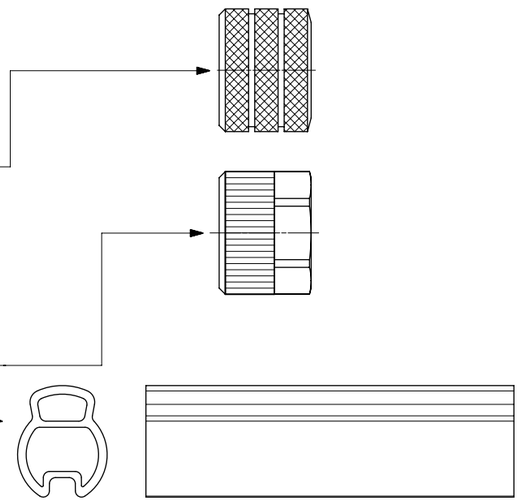

# CABLE INFORMATION (for more information see Cable Data Sheet).

| CABLE TYPE | NO. OF WIRES | CROSS SECTION | CABLE JACKET | UL | CSA | STATIC: TEMP. / BENDING RADIUS | DYNAMIC: TEMP. / BENDING RADIUS | DRAG CHAIN | SHIELD |
|---|---|---|---|---|---|---|---|---|---|
| E02 | 3 / 4 / 5 | 0.25mm² | PVC BLACK | UL 2464/1729 | C22.2 I/II A/B 80°C/300V | -30°C to +80°C, >10xO.D. | -10°C to +80°C, >15xO.D. | - | - |
| E18 | 3 / 4 | 0.20mm² | PVC YELLOW | - | - | -30°C to +70°C | -5°C to +70°C | - | - |
| E51 | 4 | 0.25mm² | PVC GREY | - | - | - | - | - | - |
| E52 | 3 / 4 / 8 | 0.34mm² | PVC GREY | - | - | -30°C to +70°C | -5°C to +70°C | - | - |
| E54 | 3 | 0.25mm² | PVC GREY | - | - | -25°C to +70°C | -5°C to +70°C | - | - |
| H08 | 3 / 4 / 5 | 0.25mm² | PUR BLACK LS0H | UL 21198/10493 | C22.2 I/II A/B 80°C/300V | -40°C to +80°C, >5xO.D. | -25°C to +80°C, >10xO.D. | 2 000 000 cycles at 20°C, Temp. range +5°C to +60°C | - |
| H09 | 3 / 4 / 5 | 0.34mm² | PUR BLACK LS0H | UL 21198/10493 | C22.2 I/II A/B 80°C/300V | -40°C to +80°C, >5xO.D. | -25°C to +80°C, >10xO.D. | 2 000 000 cycles at 20°C, Temp. range +5°C to +60°C | - |
| H69 | 4 | 0.20mm² | PUR GRAY LS0H | - | - | - | - | - | - |
| I02 | 3 / 4 | 0.25mm² | PVC CEI GREY | - | - | -30°C to +70°C | -5°C to +70°C | - | - |
| P02 | 3 / 4 / 5 | 0.25mm² | PUR / PVC BLACK | - | - | -30°C to +80°C, >7xO.D. | -5°C to +80°C, >15xO.D. | - | - |
| P03 | 3 / 4 / 5 | 0.34mm² | PUR / PVC BLACK | - | - | -30°C to +80°C, >7xO.D. | -5°C to +80°C, >15xO.D. | - | - |
| P18 | 4 | 0.20mm² | PUR YELLOW | - | - | - | - | - | - |
| P82 | 3 | 0.34mm² | PUR IRR ORANGE | - | - | -50°C to +105°C, >5xO.D. | -40°C to +105°C, >7.5xO.D. | - | - |
| K05 | 3 / 4 / 5 | 0.34mm² | TPE YELLOW | UL ITC E195601 or PLC | I/II A/B 90°C/300V | - | - | - | - |
| L03 | 3 | 0.34mm² | Blend PUR ORANGE | - | - | -30°C to +90°C | -5°C to +90°C | - | - |
| A10 | 3 / 4 / 5 | 0.25mm² | PVC YELLOW | UL 2661 | I/II A/B 105°C/300V | - | - | - | - |

THIS DRAWING CONTAINS INFORMATION THAT IS PROPRIETARY TO MOLEX ELECTRONIC TECHNOLOGIES, LLC AND SHOULD NOT BE USED WITHOUT WRITTEN PERMISSION

FUNCTIONAL SYMBOLS: FA = 0, FC = 0, FP = 0
DIVISIONAL SYMBOLS

DIMENSION UNITS: mm
SCALE: 2:1
GENERAL TOLERANCES (UNLESS SPECIFIED)
ANGULAR TOL ± °
4 PLACES ±
3 PLACES ±
2 PLACES ±
1 PLACE ±
0 PLACES ±
DRAFT WHERE APPLICABLE MUST REMAIN WITHIN DIMENSIONS

CURRENT REV DESC: MATRIX UPDATED

EC NO: 670691
DRWN: RSCHIEBER 2021/07/19
CHK'D: RSILLER 2021/07/19
APPR: RSILLER 2021/07/19

INITIAL REVISION:
DRWN: AKONDRACIUK 2017/02/16
APPR: MIWASIECZKO 2017/11/16

THIRD ANGLE PROJECTION
DRAWING: A3-SIZE
SERIES: 120086

molex

M8 SINGLE ENDED FEMALE STRAIGHT

PRODUCT CUSTOMER DRAWING

| DOCUMENT NUMBER | DOC TYPE | DOC PART | REVISION |
|---|---|---|---|
| 1200860594 | PSD | 000 | A8 |

| MATERIAL NUMBER | CUSTOMER | SHEET NUMBER |
|---|---|---|
| SEE SHEET 3-4 | GENERAL MARKET | 2 OF 4 |

| DOCUMENT STATUS | P1 | RELEASE DATE | 2021/07/19 14:40:35 |
|---|---|---|---|

FORMAT: master-tb-prod-A3
REVISION: J
DATE: 2020/01/14

# PART LIST

| Pos. | Part. No | Engineering No. | Cable Length |
|---|---|---|---|
| 1 | 1200270066 | 403000E02M020 | 2m |
| 2 | 1200270067 | 403000E02M030 | 3m |
| 3 | 1200270068 | 403000E02M050 | 5m |
| 4 | 1200270070 | 403000E02M100 | 10m |
| 5 | 1200270127 | 404000E02M020 | 2m |
| 6 | 1200270129 | 404000E02M050 | 5m |
| 7 | 1200270131 | 404000E02M100 | 10m |
| 8 | 1200270132 | 404000E02M150 | 15m |
| 9 | 1200270133 | 404000E02M200 | 20m |
| 10 | 1200270400 | 403000E02M010 | 1m |
| 11 | 1200270549 | 404000E02M010 | 1m |
| 12 | 1200271410 | 403000E02M012 | 1.2m |
| 13 | 1200271417 | 403000E02M006 | 0.6m |
| 14 | 1200271418 | 403000E02M015 | 1.5m |
| 15 | 1200271419 | 403000E02M025 | 2.5m |
| 16 | 1200271423 | 404000E02M005 | 0.5m |
| 17 | 1200865038 | 403000E02M250 | 25m |
| 18 | 1200868015 | 403000E02M200 | 20m |
| 19 | 1200868067 | 404000E02M050G | 5m |
| 20 | 1200868068 | 404000E02M100G | 10m |
| 21 | 1200868069 | 404000E02M200G | 20m |
| 22 | 1200868070 | 404000E02M300G | 30m |
| 23 | 1200868071 | 404000E02M400G | 40m |
| 24 | 1200868072 | 404000E02M500G | 50m |
| 25 | 1200868073 | 404000E02M700G | 70m |
| 26 | 1200868074 | 404000E02M1K0G | 100m |
| 27 | 1200868075 | 404000E02M020G | 2m |
| 28 | 1200868090 | 403000E02M150 | 15m |
| 29 | 1200868099 | 405000E02M020 | 2m |
| 30 | 1200868109 | 403000E02M100G | 10m |
| 31 | 1200868114 | 404000E02M030 | 3m |
| 32 | 1200868151 | 405000E02M040 | 4m |
| 33 | 1200868171 | 405000E02M050 | 5m |
| 34 | 1200868172 | 405000E02M100 | 10m |
| 35 | 1200868262 | 403000E02M002 | 0.2m |
| 36 | 1200868263 | 403000E02M003 | 0.3m |
| 37 | 1200868264 | 403000E02M020H | 2m |
| 38 | 1200868265 | 403000E02M035 | 3.5m |
| 39 | 1200868266 | 403000E02M045 | 4.5m |
| 40 | 1200868267 | 403000E02M0501 | 5m |
| 41 | 1200868268 | 403000E02M060 | 6m |
| 42 | 1200868339 | 404000E02C200 | 2m |
| 43 | 1200868340 | 404000E02M015 | 1.5m |
| 44 | 1200868341 | 404000E02M0201 | 2m |
| 45 | 1200868342 | 404000E02M040 | 4m |
| 46 | 1200868343 | 404000E02M0501 | 5m |
| 47 | 1200868344 | 404000E02M080 | 8m |
| 48 | 1200868345 | 404000E02M110 | 11m |
| 49 | 1200868346 | 404000E02M170 | 17m |
| 50 | 1200868347 | 404000E02M210 | 21m |
| 51 | 1200868348 | 404000E02M250 | 25m |
| 52 | 1200868423 | 403000E02M1001 | 10m |
| 53 | 1200868442 | 403000E02M020Y | 2m |
| 54 | 1200868443 | 403000E02M050Y | 5m |
| 55 | 1200868444 | 403000E02M100Y | 10m |
| 56 | 1200868452 | 404000E02M050Y | 5m |
| 57 | 1200868453 | 404000E02M100Y | 10m |
| 58 | 1200868454 | 404000E02M150Y | 15m |
| 59 | 1200868467 | 403000E02M150Y | 15m |
| 60 | 1200868473 | 404000E02M1001 | 10m |
| 61 | 1200868508 | 404000E02M050H | 5m |
| 62 | 1200868509 | 404000E02M100H | 10m |
| 63 | 1200868510 | 404000E02M150H | 15m |
| 64 | 1200868511 | 404000E02M030H | 3m |
| 65 | 1200868518 | 404000E02C230 | 2.3m |
| 66 | 1200868571 | 405000E02M120 | 12m |
| 67 | 1200868572 | 405000E02M030 | 3m |
| 68 | 1200868685 | 403000E02M050H | 5m |
| 69 | 1200868696 | 404000E02M0509H | 5m |
| 70 | 1200868697 | 404000E02M1009H | 10m |
| 71 | 1200868698 | 404000E02M1509H | 15m |
| 72 | 1200868774 | 404000E02M060 | 6m |
| 73 | 1200868776 | 404000E02M070 | 7m |
| 74 | 1200271409 | 403000H08M010 | 1m |
| 75 | 1200271442 | 403000H08M020G | 2m |
| 76 | 1200868045 | 403000H08M020 | 2m |
| 77 | 1200868053 | 404000H08M050 | 5m |
| 78 | 1200868060 | 404000H08M030 | 3m |
| 79 | 1200868101 | 403000H08M050 | 5m |
| 80 | 1200868115 | 403000H08M100 | 10m |
| 81 | 1200868116 | 403000H08M200 | 20m |
| 82 | 1200868117 | 404000H08M100 | 10m |
| 83 | 1200868118 | 404000H08M200 | 20m |
| 84 | 1200868122 | 403000H08M030 | 3m |
| 85 | 1200868162 | 404000H08M040 | 4m |
| 86 | 1200868207 | 404000H08M020 | 2m |
| 87 | 1200868209 | 403000H08M015 | 1.5m |
| 88 | 1200868214 | 403000H08M005 | 0.5m |
| 89 | 1200868215 | 404000H08M005 | 0.5m |
| 90 | 1200868395 | 405000H08M020 | 2m |
| 91 | 1200868404 | 405000H08M050 | 5m |
| 92 | 1200868405 | 405000H08M100 | 10m |
| 93 | 1200868468 | 403000H08M050Y | 5m |
| 94 | 1200868469 | 403000H08M100Y | 10m |
| 95 | 1200868487 | 404000H08M010 | 1m |
| 96 | 1200868596 | 403000H08M010Y | 1m |
| 97 | 1200868476 | 403000H09M020 | 2m |
| 98 | 1200860468 | 403000P03M050GQ | 5m |
| 99 | 1200868030 | 404000P03M200G | 20m |
| 100 | 1200270709 | 405000P02M020 | 2m |
| 101 | 1200270854 | 405000P02M075G | 7.5m |
| 102 | 1200860475 | 405000P02M050 | 5m |
| 103 | 1200860594 | 405000P02M100 | 10m |
| 104 | 1200868001 | 403000P02M020 | 2m |
| 105 | 1200868002 | 403000P02M050 | 5m |
| 106 | 1200868003 | 403000P02M100 | 10m |
| 107 | 1200868148 | 405000P02M005 | 0.5m |
| 108 | 1200868156 | 404000P02M020 | 2m |
| 109 | 1200868157 | 404000P02M050 | 5m |
| 110 | 1200868158 | 404000P02M100 | 10m |
| 111 | 1200868274 | 403000P02C350 | 3.5m |
| 112 | 1200868275 | 403000P02M002 | 0.2m |
| 113 | 1200868276 | 403000P02M002G | 0.2m |
| 114 | 1200868277 | 403000P02M003 | 0.3m |
| 115 | 1200868278 | 403000P02M003G | 0.3m |
| 116 | 1200868279 | 403000P02M005 | 0.5m |
| 117 | 1200868280 | 403000P02M006 | 0.6m |
| 118 | 1200868281 | 403000P02M010 | 1m |
| 119 | 1200868282 | 403000P02M012 | 1.2m |
| 120 | 1200868283 | 403000P02M018 | 1.8m |
| 121 | 1200868284 | 403000P02M022 | 2.2m |
| 122 | 1200868285 | 403000P02M030 | 3m |
| 123 | 1200868286 | 403000P02M032 | 3.2m |
| 124 | 1200868287 | 403000P02M035 | 3.5m |
| 125 | 1200868288 | 403000P02M040 | 4m |
| 126 | 1200868289 | 403000P02M050G | 5m |
| 127 | 1200868290 | 403000P02M055 | 5.5m |
| 128 | 1200868291 | 403000P02M080 | 8m |
| 129 | 1200868292 | 403000P02M150 | 15m |
| 130 | 1200868351 | 404000P02M003 | 0.3m |
| 131 | 1200868352 | 404000P02M030 | 3m |
| 132 | 1200868353 | 404000P02M040 | 4m |
| 133 | 1200868354 | 404000P02M070 | 7m |
| 134 | 1200868355 | 404000P02M500 | 50m |
| 135 | 1200868517 | 403000P02M200 | 20m |
| 136 | 1200868530 | 404000P02M010 | 1m |
| 137 | 1200868627 | 405000P02M050Y | 5m |
| 138 | 1200868773 | 404000P02M060 | 6m |
| 139 | 1200868775 | 404000P02M200 | 20m |
| 140 | 1200270637 | 403000E52M050G | 5m |

| CABLE LENGTH TOLERANCES | | |
|---|---|---|
| OVER [mm] | UP TO AND INCLUDING [mm] | TOLERANCES [mm] |
| 0 | 305 | +19 |
| 305 | 915 | +45 |
| 915 | 1830 | +56 |
| 1830 | 3660 | +89 |
| 3660 | 7320 | +165 |
| 7320 | 14640 | +317 |
| 14640 | 30500 | +610 |
| 30500 | > | +2% OF FINISHED LENGTH |

THIS DRAWING CONTAINS INFORMATION THAT IS PROPRIETARY TO MOLEX ELECTRONIC TECHNOLOGIES, LLC AND SHOULD NOT BE USED WITHOUT WRITTEN PERMISSION

FUNCTIONAL SYMBOLS: FA = 0, FC = 0, FP = 0

DIVISIONAL SYMBOLS

DIMENSION UNITS: mm | SCALE: 2:1

GENERAL TOLERANCES (UNLESS SPECIFIED)

| | | |
|---|---|---|
| ANGULAR TOL | ± | ° |
| 4 PLACES | ± | |
| 3 PLACES | ± | |
| 2 PLACES | ± | |
| 1 PLACE | ± | |
| 0 PLACES | ± | |

DRAFT WHERE APPLICABLE MUST REMAIN WITHIN DIMENSIONS

CURRENT REV DESC: MATRIX UPDATED

EC NO: 670691
DRWN: RSCHIEBER 2021/07/19
CHK'D: RSILLER 2021/07/19
APPR: RSILLER 2021/07/19

INITIAL REVISION:
DRWN: AKONDRACIUK 2017/02/16
APPR: MIWASIECZKO 2017/11/16

THIRD ANGLE PROJECTION | DRAWING: A3-SIZE | SERIES: 120086

molex

M8 SINGLE ENDED FEMALE STRAIGHT

PRODUCT CUSTOMER DRAWING

| DOCUMENT NUMBER | DOC TYPE | DOC PART | REVISION |
|---|---|---|---|
| 1200860594 | PSD | 000 | A8 |

| MATERIAL NUMBER | CUSTOMER | SHEET NUMBER |
|---|---|---|
| SEE SHEET 3-4 | GENERAL MARKET | 3 OF 4 |

| DOCUMENT STATUS | P1 | RELEASE DATE | 2021/07/19 14:40:35 |
|---|---|---|---|

FORMAT: master_50-00-A3
REVISION: J
DATE: 2020/01/16

# PART LIST

| Pos. | Part. No | Engineering No | Cable Length |
|---|---|---|---|
| 141 | 1200860340 | 403000K05M050 | 5m |
| 142 | 1200868431 | 403000K05M150 | 15m |
| 143 | 1200270642 | 403000L03M005A | 0.5m |
| 144 | 1200270080 | 403000I02M003 | 0.3m |
| 145 | 1200270081 | 403000I02M020 | 2m |
| 146 | 1200270082 | 403000I02M030 | 3m |
| 147 | 1200270083 | 403000I02M050 | 5m |
| 148 | 1200270084 | 403000I02M100 | 10m |
| 149 | 1200270148 | 404000I02M020 | 2m |
| 150 | 1200270149 | 404000I02M050 | 5m |
| 151 | 1200270360 | 404000I02M100 | 10m |
| 152 | 1200860041 | 404000I02M030 | 3m |
| 153 | 1200868269 | 403000I02M005 | 0.5m |
| 154 | 1200868270 | 403000I02M006 | 0.6m |
| 155 | 1200868271 | 403000I02M010 | 1m |
| 156 | 1200868272 | 403000I02M025 | 2.5m |
| 157 | 1200868273 | 403000I02M150 | 15m |
| 158 | 1200868349 | 404000I02M003 | 0.3m |
| 159 | 1200868350 | 404000I02M050G | 5m |
| 160 | 1200868445 | 403000I02M030Y | 3m |
| 161 | 1200868446 | 403000I02M050Y | 5m |
| 162 | 1200868447 | 403000I02M100Y | 10m |
| 163 | 1200868455 | 404000I02M020Y | 2m |
| 164 | 1200868456 | 404000I02M050Y | 5m |
| 165 | 1200868460 | 404000I02M100Y | 10m |
| 166 | 1200868507 | 403000I02M020Y | 2m |
| 167 | 1200868566 | 404000I02M030Y | 3m |
| 168 | 1200270147 | 404000H69M020 | 2m |
| 169 | 1200868100 | 404000H69M100 | 10m |
| 170 | 1200868184 | 404000H69M010 | 1m |
| 171 | 1200270445 | 404000H69M050 | 5m |
| 172 | 1200271440 | 403000H69M050 | 5m |
| 173 | 1200271441 | 403000H69M020 | 2m |
| 174 | 1200270032 | 403000P82M050 | 5m |
| 175 | 1200271042 | 404000P82M0207 | 2m |

| Pos. | Part. No | Engineering No | Cable Length |
|---|---|---|---|
| 176 | 1200271180 | 403000P82M020 | 2m |
| 177 | 1200271305 | 404000P82M050 | 5m |
| 178 | 1200271450 | 404000P82M0507 | 5m |
| 179 | 1200868183 | 403000P82M0507 | 5m |
| 180 | 1200868192 | 403000P82M0207 | 2m |
| 181 | 1200868212 | 403000P82M005 | 0.5m |
| 182 | 1200868213 | 404000P82M005 | 0.5m |
| 183 | 1200868232 | 404000P82M010 | 1m |
| 184 | 1200868233 | 403000P82M010 | 1m |
| 185 | 1200868420 | 403000P82M1007 | 10m |
| 186 | 1200868461 | 404000P82M0207Y | 2m |
| 187 | 1200868470 | 403000P82M0207Y | 2m |
| 188 | 1200868481 | 404000P82M010Y | 1m |
| 189 | 1200868482 | 403000P82M010Y | 1m |
| 190 | 1200868567 | 404000P82M0307Y | 3m |
| 191 | 1200868602 | 404000P82M050Y | 5m |
| 192 | 1200270341 | 404000P18M050 | 5m |
| 193 | 1200270346 | 404000P18M100 | 10m |
| 194 | 1200270863 | 404000P18M005 | 0.5m |
| 195 | 1200271449 | 403000P18M070 | 7m |
| 196 | 1200860101 | 403000A10M015 | 1.5m |
| 197 | 1200860102 | 403000A10M020 | 2m |
| 198 | 1200860107 | 403000A10M050 | 5m |
| 199 | 1200860111 | 403000A10M100 | 10m |
| 200 | 1200860112 | 403000A10M150 | 15m |
| 201 | 1200860144 | 404000A10M020 | 2m |
| 202 | 1200860145 | 404000A10M030 | 3m |
| 203 | 1200860147 | 404000A10M050 | 5m |
| 204 | 1200860155 | 404000A10M100 | 10m |
| 205 | 1200860191 | 405000A10M020 | 2m |
| 206 | 1200270140 | 404000E18M050 | 5m |
| 207 | 1200270581 | 403000E18M020 | 2m |
| 208 | 1200270606 | 403000E18M100 | 10m |
| 209 | 1200868017 | 403000E18M050 | 5m |
| 210 | 1200868028 | 404000E18M020 | 2m |

| Pos. | Part. No | Engineering No | Cable Length |
|---|---|---|---|
| 211 | 1200868029 | 404000E18M030 | 3m |
| 212 | 1200270078 | 403000E54M050A | 5m |
| 213 | 1200868018 | 403000E54M030A | 3m |
| 214 | 1200270143 | 404000E51M020A | 2m |
| 215 | 1200270145 | 404000E51M050A | 5m |
| 216 | 1200860667 | 405000P02M200 | 20m |
| 217 | 1200868849 | 405000H08M010 | 1m |
| 218 | 1200868857 | 405000E02M010 | 1m |
| 219 | 1200868934 | 404000H08M050H | 5m |
| 220 | | | |
| 221 | | | |
| 222 | | | |
| 223 | | | |
| 224 | | | |
| 225 | | | |
| 226 | | | |
| 227 | | | |
| 228 | | | |
| 229 | | | |
| 230 | | | |
| 231 | | | |
| 232 | | | |
| 233 | | | |
| 234 | | | |
| 235 | | | |
| 236 | | | |
| 237 | | | |
| 238 | | | |
| 239 | | | |
| 240 | | | |
| 241 | | | |
| 242 | | | |
| 243 | | | |
| 244 | | | |
| 245 | | | |

THIS DRAWING CONTAINS INFORMATION THAT IS PROPRIETARY TO MOLEX ELECTRONIC TECHNOLOGIES, LLC AND SHOULD NOT BE USED WITHOUT WRITTEN PERMISSION

FUNCTIONAL SYMBOLS: FA = 0, FC = 0, FP = 0

DIVISIONAL SYMBOLS

DIMENSION UNITS: mm | SCALE: 1:1

GENERAL TOLERANCES (UNLESS SPECIFIED)

| | |
|---|---|
| ANGULAR TOL | ± ° |
| 4 PLACES | ± |
| 3 PLACES | ± |
| 2 PLACES | ± |
| 1 PLACE | ± |
| 0 PLACES | ± |

DRAFT WHERE APPLICABLE MUST REMAIN WITHIN DIMENSIONS

CURRENT REV DESC: MATRIX UPDATED

EC NO: 670691
DRWN: RSCHIEBER 2021/07/19
CHK'D: RSILLER 2021/07/19
APPR: RSILLER 2021/07/19

INITIAL REVISION:
DRWN: AKONDRACIUK 2017/02/16
APPR: MIWASIECZKO 2017/11/16

THIRD ANGLE PROJECTION | DRAWING: A3-SIZE | SERIES: 120086

molex

M8 SINGLE ENDED FEMALE STRAIGHT

PRODUCT CUSTOMER DRAWING

| DOCUMENT NUMBER | DOC TYPE | DOC PART | REVISION |
|---|---|---|---|
| 1200860594 | PSD | 000 | A8 |

| MATERIAL NUMBER | CUSTOMER | SHEET NUMBER |
|---|---|---|
| SEE SHEET 3-4 | GENERAL MARKET | 4 OF 4 |

| DOCUMENT STATUS | P1 | RELEASE DATE | 2021/07/19 14:40:35 |
|---|---|---|---|

FORMAT: master-tb-prod-A3
REVISION: J
DATE: 2020/01/14