

Rocker Switch

Double (and Single) Pole YR Series



Features

- Lighted and non-lighted versions
- RoHS Compliant
- Minimum 50,000 operations mechanical life
- High current rating – up to 20 A

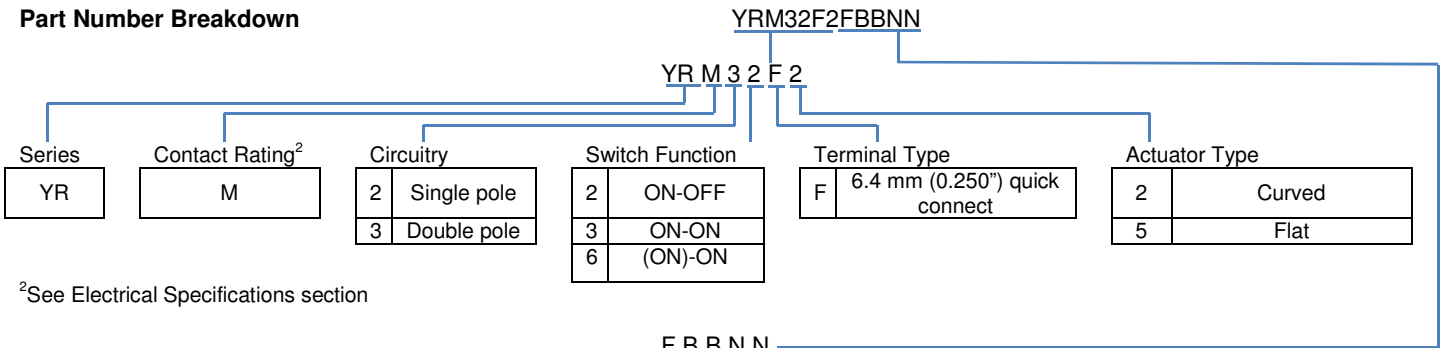
Standard Parts¹

North America and Europe				Europe
YRM32F2BBBNN	YRM32F2BBRLN	YRM32F2FBBNN	YRM33F2BBBNN	YRM32F2BBREN

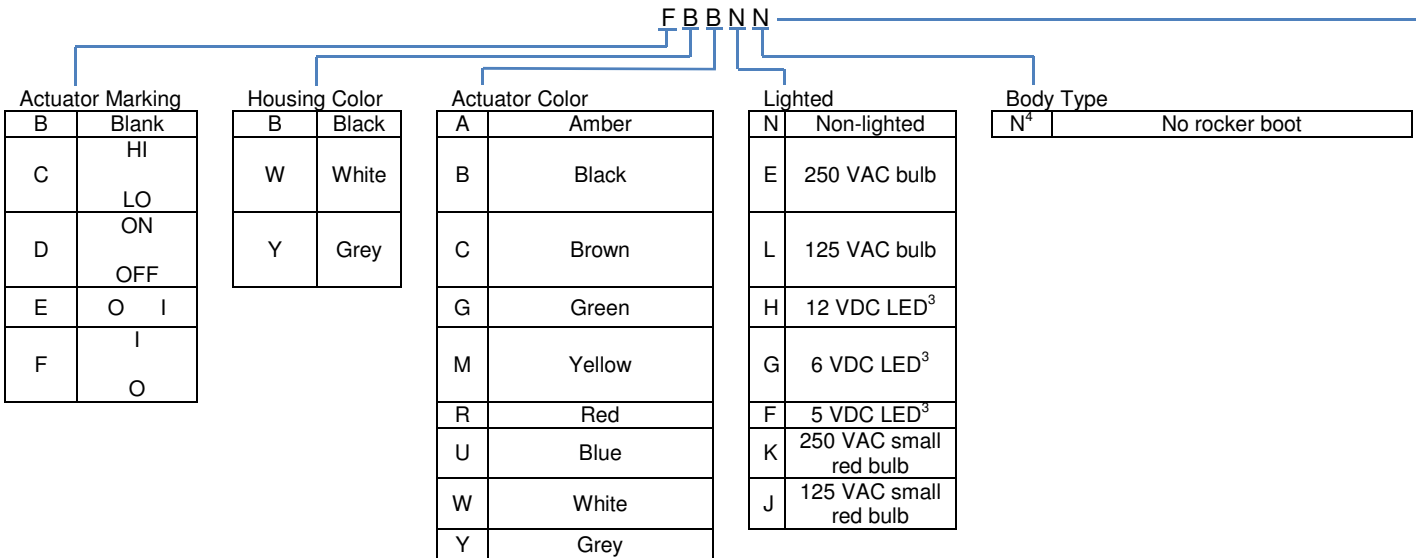
¹The part number configuration matrix below provides details to the part numbers above.

For configurable part numbers that are not listed above, not listed in your region, or for custom part numbers, contact the factory or your distributor.

Part Number Breakdown



²See Electrical Specifications section



³Switches have no agency DC ratings

⁴A splash-proof boot (with bezel) can be ordered separately as part number 00150646



Electrical Specifications

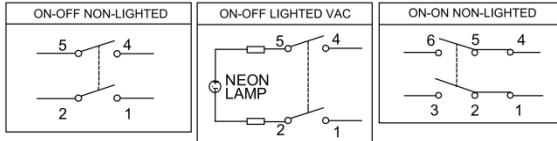
Inrush Rating – 2 position			48 A
Inrush Rating – 3 position			24 A
Dielectric Strength			1000 VAC for 1 minute
Insulation Resistance			100 MΩ min at 500 VDC
Initial Contact Resistance			0.020 Ω max
Electrical Ratings			
<u>Switch Function</u>	<u>EN61058-1</u>	<u>UL Gen Purpose 1054</u>	<u>UL HP</u>
ALL	16 (8) A 250V ~ T125/55 ^(10k operations) 10 (2) A 250V ~ T125/55 ^(50k operations)	20 A 125 VAC / 16 A 250 VAC	¾ HP 125 / 250 VAC
Electrical Life at Rated Load	<u>VDE</u>	<u>UL</u>	
Minimum Operations	10,000 ^{(16(8) A)} 50,000 ^{(10(2) A)}	6,000	

UL File No: E23301

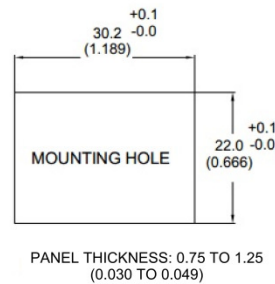
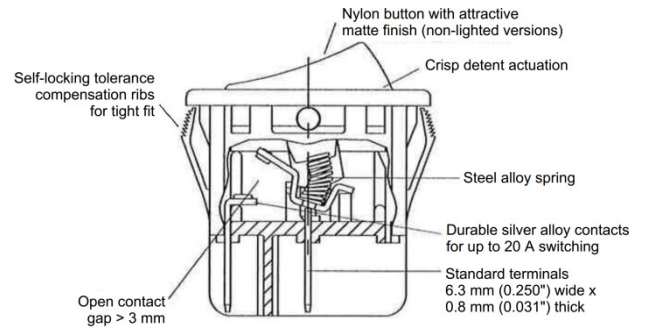
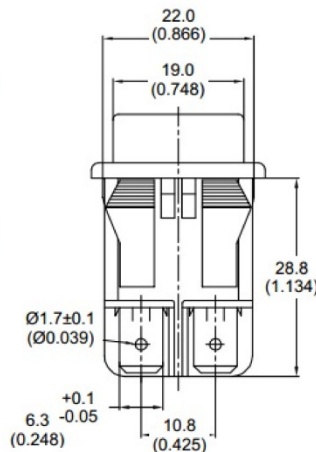
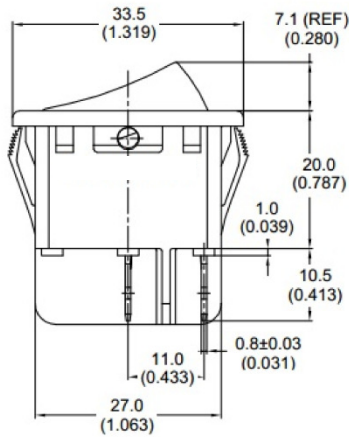
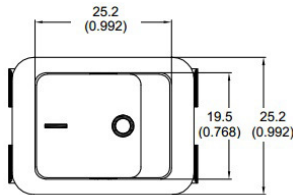
Material and Environmental Specifications

Actuator, non-lighted	Nylon 66 94V-2
Actuator, lighted	Polycarbonate
Base	Nylon 66 94V-2
Spring	Steel Wire
Contacts	Silver Alloy
Movable Arm	Silver-Plated Copper Alloy
Terminals	Tin-Plated Copper Alloy
Operating Temperature Range	0 °C to +85 °C (32 °F to +185 °F)

Circuitry and Switch Functions



Dimensions mm (inches)



NOTE: TOLERANCES UNLESS OTHERWISE SPECIFIED: ± 0.3 (0.012)

