

MicroClasp 2.00mm Pitch Wire-to-Board Connector System


molex

Ideal for compact applications, the MicroClasp 2.00mm Wire-to-Board single-row and dual-row Connector System provides electrical and mechanical reliability that meets a diverse range of industry applications up to 85°C

Features and Advantages

2.00mm-pitch connector

Delivers secure mating retention without sacrificing compactness




Readily available tooling

The crimp applicators are widely available in the market




High-power cable

Allows up to 3.0A current



Inner positive lock

Provides latch protection, secure terminal retention and an audible mating click for better mating retention of header and harness



Through-hole single- and dual-row headers in vertical and right-angle orientations

Provides design flexibility



TPA Retainer

Ensures wires are fully inserted

Markets and Applications

Consumer

- White goods
- Gaming machines
- Air conditioners
- Refrigerators
- Vacuum cleaners
- Power tools
- ATMs
- Vending machines



Gaming Machines



White Goods



Car Infotainment

Automotive

- Steering wheels, paddle shifts and combination switches
- Shifters
- Headlights and rear- and side-mirror lights
- Internal connections with other units



ATM



Power tools

MicroClasp 2.00mm Pitch Wire-to-Board Connector System



Specifications / Single Row

REFERENCE INFORMATION

Packaging:
 Reel (Terminal);
 Tray (Header Assembly)
 Bag (Receptacle Housing, TPA retainer)
 Mates With:
 MicroClasp single-row connectors (55932/55935)
 Use with
 51382 (Single-row Rec Housing)
 500638 (TPA retainer)
 56134-9000 (Crimp Terminal)
 Designed In: Millimeters
 RoHS: Yes
 Low Halogen : No

ELECTRICAL

Voltage (max.): 250V
 Current (max.): 3.0A (22 AWG)
 Contact Resistance (max.): 20 milliohms
 Dielectric Withstanding Voltage: 1000V AC (1 minute)
 Insulation Resistance (min.): 1000 Megohms

MECHANICAL

Crimp Terminal Insertion Force (max.): 9.8N
 Crimp Terminal Retention Force (min.): 9.8N
 Pin Retention Force (min.): 9.8N
 Crimping Strength (min.): 39.2N (22 AWG)
 Durability (max.): 30 Cycles

PHYSICAL

Housing:
 Receptacle – PA66
 TPA retainer – PBT
 Header – PBT
 Terminal / Pin (Plating)
 Receptacle – Copper alloy (Pre-tin plated)
 Header pin – Brass (Pre-tin plated)
 Operating Temperature: -25 to +85°C

Specifications / Dual Row

REFERENCE INFORMATION

Packaging: Reel (Terminal)
 Tray (Header Assembly)
 Bag (Receptacle Housing, TPA retainer)
 Mates With:
 MicroClasp dual-row connectors (55917/55959)
 Use with
 51353 (Dual-row Rec Housing)
 500638 (TPA retainer)
 56134-9000 (Terminal)
 Designed In: Millimeters
 RoHS: Yes
 Low Halogen : No

ELECTRICAL

Voltage (max.): 250V
 Current (max.): 3.0A (22 AWG)
 Contact Resistance (max.): 20 milliohms
 Dielectric Withstanding Voltage: 1000V AC (1 minute)
 Insulation Resistance (min.): 1000 Megohms

MECHANICAL

Crimp Terminal Insertion Force (max.): 9.8N
 Crimp Terminal Retention Force (min.): 9.8N
 Pin Retention Force (min.): 9.8N
 Crimping Strength (min.): 39.2N (22 AWG)
 Durability (max.): 30 Cycles

PHYSICAL

Housing:
 Receptacle – PA66
 Header – PBT
 Terminal / Pin (Plating)
 Receptacle – Copper alloy (Pre-tin plated)
 Header pin – Brass (Pre-tin plated)
 Operating Temperature: -25 to +85°C

Ordering Information

Series No.	Pitch (mm)	Component	Circuits	Rows	Color
56134	2.00	Female Receptacle Terminal	22 to 28 AWG	-	-
500638		TPA retainer	4 to 20	Single	Brown
51382		Receptacle Housing	2 to 15	Single	-Natural -Color variation available under A2
55932		Plug Vertical Header			
55935		Plug Right Angle Header			
51353		Receptacle Housing	8 to 40	Dual	
55917		Plug Vertical Header			
55959		Plug Right Angle Header			

www.molex.com/link/microclasp.html

Molex is a registered trademark of Molex, LLC in the United States of America and may be registered in other countries; all other trademarks listed herein belong to their respective owners.