

SPC-41-E
Standard Product Catalog



Bud Industries, Inc.

#1
Preferred
Enclosure
Brand



**Electronic
Enclosures**

Racks

Cabinets

Accessories



From steel to aluminum, plastic to fiberglass,
the Bud line of enclosures and racks is
the most extensive and often the most
affordable.

*More than 2300 enclosures
available for same-day shipping.*

Enclosures Right Now, Right Price.



440-946-3200 • www.budind.com

CONTENTS



LARGE CABINET RACKS

19"/23" Equipment Cabinet	8
Budrack Professional Series	1
Distribution	9
Econoglas and See-Thru Doors	4
Economizer	4-5
NEMA12 Cabinet	8
Series 2000	6
Series 60	7
Server Rack Professional Series	2
Turnkey Cabinet Assy.	9
Valurack	3



CABINETS

Classic II	31
Econocab	32
Mega Network	30
Narrow Wall Mount Network Cabinet	30
Universal Network	31
VisionCab	29
Wall Mount Cabinet	29



OPEN RACKS

Aluminum	10
Cable Management Rack	13
Double Rack	12
Heavy Duty Steel	11
Open Rack Assembly	10-13
Series RR-1263	11
Series RR-1367	11
Server Rack Assy	13
Specialty Communication Racks	13
Swing Frame	10
Table Top	11
Wall Mount	10




COMMUNICATIONS

19"/23" Equipment Cabinet	8
Cable Management	13, 17-19
Distribution Cabinet Assy	9
Double Rack	12
Hinged Patch Panel Bracket	21
Mega Network Cabinet	30
Open Racks	10-13
Turnkey Cabinet Assy	9
Universal Network Cabinet	31



RACK MOUNTABLE CHASSIS

Plastic Rack Mount Box	28
Rack Mount Chassis	27
Small Rack Mount Chassis	27
Valuline	28



CHASSIS

Aluminum	42
Bottom Plates	42
Panel	42



SHEET METAL BOXES

NEMA 1 Junction Boxes with Hinged Cover	36
NEMA 1 Junction Boxes with Screw Cover	36
NEMA 3R	50
Push Button Boxes	52
SN-Series NEMA	50
SNB-Series NEMA	51

DIE-CAST ALUMINUM BOXES

Aluminum Die-Cast NEMA	45
Die-Cast Aluminum NEMA 4X Box with External Mounting Brackets	48
Econobox	43-44
AN-Series NEMA	46-48
CN-Series NEMA	49-49
Wall Mounting Boxes	43-49

FIBERGLASS BOXES

NFL-Series Fiberglass NEMA Box	
--------------------------------	--



SMALL CABINETS

Aluminum Instrument Case	33
Champion	37
Compucab	41
Contour Utility	34
Converta Box	34
Extruded Aluminum Box	39
Futura	39
Keyboard	35
Miniboxes	41
Portacabs	36
Shadow	35
Showcase	32
Slimcab	35
Slope	39
Sloping Panel	38
Sloping Panel Prestige	38
Small Wall Mount Box	38
Transi-case	35
TR-Series	34
Utility	34



PLASTIC BOXES

Blue Transparent NEMA 4X	69
Board-ganizer Enclosure Kit	73
DIN Rail	59-60
Dual Compartment IP65 Enclosure	68
Grabber	76-80
Hand-Held Plastic	88
Instrument Case	33
IP67 Plastic Box	56
NEMA 4X	53-55, 70
NEMA Heavy Duty	69
Olimex IMX23 Board Enclosure	74
PBB Series	52
Pi Plate	72
Pi Sandwich	72
PI Series	83
PIP Series	57
Plastibox	84-86
Plasticase	81-83
Plastic NEMA 4X Box w/External Mtg. Bracket	71
Potting Box	93
Power Plug Box	92
Rack Mount Box	28
Snap Utility Box	91
Tablet Enclosure	87
Tablet Enclosure (NEMA)	58
UL/NEMA/IEC	53-60
USB Enclosure	92
Utilibox	89-90

BRACKETS

Adapter Mounting	19
Cable	17-19
Chassis Support	17
Equipment Tie Down	18
Hinged Patch Panel Bracket	21
Slide Mounting	16
Triangular Mounting Brackets	20

ACCESSORIES

Blowers/Fans	14
Cable Management	17-19
Casters/Levelers	25
Desktops	21-22
DIN Rail	65
DIN Rail Mounting Clip	65
Drawers	21
Econoglas and See-Thru Doors	4
Fan Tray Assemblies	15
Feet, Misc. Hardware	25
Handles	26
NEMA Cable Glands	67
Panel Extender	18
Panel Mounting Rails	17
Panels	24
PCB for DIN Rail Mount Multi-board Box	65
Power Outlet Strips	20
Shelves	19-24
Slides	16
Temperature Control	16
UL/NEMA/IEC Accessories	61-67

BUDRACK PROFESSIONAL SERIES



The Budrack Professional Series provides all of the features that one expects in a high end Cabinet Rack and more.

DESIGN FEATURES

- Sturdy and durable steel construction. Mounting rails – 14 GA, other parts 18 GA
- Furnished complete with ventilated tempered glass front door, locking rear door, removable sides
- EIA 310 compliant for 19" mount equipment
- Two pairs of fully adjustable panel mounting rails included. The panel mounting rails include unique notch at each "U" point to allow for rapid equipment location identification
- Top mount fan box installed. Two fans for 23" depth, four fans for 31" depth
- Includes ventilated shelves (one shelf in the 24U high cabinet, two shelves in the 40U and 45U cabinets)
- Includes four casters and four levelers (unassembled)
- Large cutout in base. Cutout comes covered by 2.5" deep metal cover plates that allow for adjustable opening providing as much or as little open space for cable access
- 2 additional 13" x 2.5" cutouts in front and rear of the base also come with readily removable covers
- Vented at top and bottom of sides, which also can be locked
- Comes fully assembled
- Finish: Black textured powder coating – easy to clean
- Other sizes and modifications are available upon request

ORDERING INFORMATION

Catalog No.	Panel Space (inches) (width x height)	"U"	Overall Dimensions (inches) (width x depth x height)	Clear Inside Depth (inches)	Wt. (Lbs.)	Additional Fixed Shelf	Wt. (Lbs.)
BRP-12202	19.00 x 42.00	24	23.62 x 23.62 x 49.40	20.88	222	SH-12706	5
BRP-12206	19.00 x 70.00	40	23.62 x 23.62 x 77.40	20.88	305	SH-12706	5
BRP-12208	19.00 x 78.75	45	23.62 x 23.62 x 86.15	20.88	327	SH-12706	5
BRP-12212	19.00 x 42.00	24	23.62 x 31.50 x 49.40	28.75	254	SH-12708	6
BRP-12216	19.00 x 70.00	40	23.62 x 31.50 x 77.40	28.75	345	SH-12708	6
BRP-12218	19.00 x 78.75	45	23.62 x 31.50 x 86.15	28.75	370	SH-12708	6

• Contact the factory for other sizes and finishes and modifications

UPRIGHT CABINET RACKS

SERVER RACK PROFESSIONAL SERIES



New sizes provide additional 3.50" of space in front and rear both for wiring and accessories. Sturdy welded steel construction. Comes with a fan box with 4 fans and ventilated shelves. Ships fully assembled.

DESIGN FEATURES

Bud's Server Rack Professional Series provides all of the features that one expects in a high end server rack and more! Each rack includes the following:

- Sturdy welded construction with 1700 lb. weight capacity
- Fully ventilated locking front door that can be mounted left or right
- Split rear door with solid triple point latching system.
- Two pairs of panel mounting rails with unique notches at "U" increments to ease equipment installation
- Panel mounting rails are fully adjustable front and back
- Fan box with 4 fans
- Includes four casters and four levelers (unassembled)
- Includes ventilated shelves (one with 27" cabinet and two with 42" cabinet)
- 6 cable management brackets
- Sides are easily removable to allow quick assembly access
- Rack made of 18 ga. steel with 14 ga. panel mounting rails
- Open base for convenient cable access
- Covered slot in top for additional cable access
- Vented at top and bottom of sides
- Comes fully assembled

FINISH

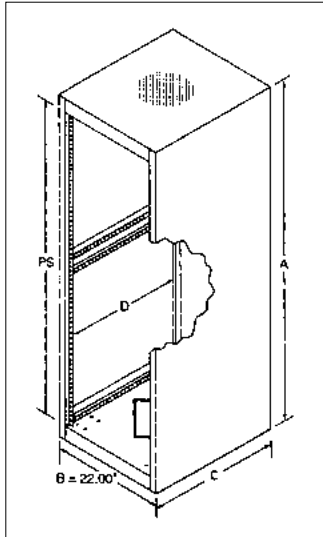
- Black textured powder coating (easy to clean)

ORDERING INFORMATION

Catalog No.	Panel Space (inches) (width × height)	"U"	Overall Dimensions (width × depth × height) (inches)	Clear Inside Depth (inches)	Cabinet Wt. (Lbs.)	Add'l Shelves	Shelf Wt. (Lbs.)
SRP-8131	19.00 × 47.25	27	23.62 × 35.43 × 52.32	28.19"	270		
SRP-8134	19.00 × 73.50	42	23.62 × 35.43 × 78.70	28.19"	360	SH-12709	8
SRP-8137	19.00 × 78.75	45	23.62 × 35.43 × 83.95	28.19"	378		
SRP-8141	19.00 × 47.25	27	23.62 × 43.30 × 52.32	36.06"	293		
SRP-8144	19.00 × 73.50	42	23.62 × 43.30 × 78.70	36.06"	390	SH-12711	10
SRP-8147	19.00 × 78.75	45	23.62 × 43.30 × 83.95	36.06"	409		

Additional 3.50" of space in front and rear both for wiring and accessories.
Contact the factory for other sizes and finishes

VALURACK



This incredibly value-packed cabinet rack offers ready-to-use capability, welded-together strength and sturdiness, and unlimited versatility, at an unbeatable cost. It will accept all standard Bud accessories including doors, shelves, casters, and levelers.

DESIGN FEATURES

- EIA-310 compliant for 19" panel width equipment
- Integral, full height, front panel mounting rails
- Provisions for additional fully adjustable panel mounting rails
- Large 10.00" square cable access in bottom
- Ventilated top accepts Bud #FN-1282 Exhaust Fan (page 16)
- Suggested 700# equipment load capacity (higher when used with optional adjustable panel mounting rails for 4-point equipment mounting)
- Other sizes and colors are available by request

FINISH

- Black Texture

ACCESSORIES

Basic rack accepts many optional accessories including standard Economizer Cabinet Rack doors (mounted front or rear). When used with optional adjustable panel mounting rails, rack accepts all other standard Bud accessories. See pages 14–26 for more information.

ORDERING INFORMATION

Catalog Number	Panel Space	Overall Size H × W × D	Clear Inside Depth	Weight Lbs.
VR-8924	61.25"	66.56" × 22.00" × 26.00"	24.00"	106
VR-8925	70.00"	75.31" × 22.00" × 26.00"	24.00"	114
VR-8926	78.75"	84.06" × 22.00" × 26.00"	24.00"	121

OPTIONAL ACCESSORIES

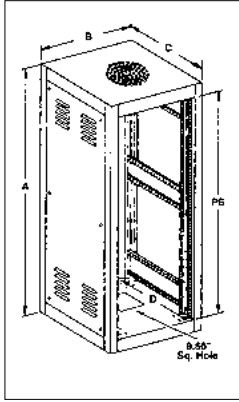
Mounting Rails Catalog Number	Steel Doors		Econoglas Door w/Key Lock
	Catalog Number Solid	Catalog Number Louvered	Catalog Number
PMR-9452	ER-16534	ER-16594	V-9765-L
PMR-9453	ER-16535	ER-16595	V-9766-L
PMR-9454	ER-16536	ER-16596	V-9767-L

TYPICAL OPTIONAL ACCESSORIES

Catalog No.	Description
RC-7758-PR	Casters
RL-7771	Leveler Kit
SH-2385*	Shelf, Stationary, Ventilated
60-2381*	Shelf, Stationary, Non-Ventilated
SH-2393*	Shelf, Sliding, Ventilated
SH-2389*	Shelf, Sliding, Non-Ventilated
POS-194-S	Rack Mount Power Outlet Strip
FN-1282	Exhaust Fan
FT-1973	Fan Tray - 3 Fans
FT-1976	Fan Tray - 6 Fans
FT-1979	Fan Tray - 9 Fans
PA-1101-BT	1-Panel
PA-1102-BT	2-Panel
PA-1103-BT	3-Panel

* Requires optional panel mounting rails

ECONOMIZER



This high quality, low cost cabinet rack has a 19" panel width in both ventilated and non-ventilated versions.

DESIGN FEATURES

- Welded Frame: 14-gauge steel vertical rails. 16-gauge steel top and bottom. Uniquely designed, 16-gauge steel rail supports. Furnished complete with removable sides, rear door and one pair of panel mounting rails
- Panel Mounting Rails: 12-gauge steel. Fully adjustable, tapped #10-32 in front on EIA universal spacing. (Use #7346 screws - order separately.) Separate flange with .28" diameter holes provided for mounting accessories
- Side Panel: 20-gauge steel. Removable from outside for easy access
- Bottom: Pierced for RC-7758 casters, and with one 9.56" square hole and four 1.11" knockouts for cable access
- 1200# equipment load capacity
- 24" panel width cabinets available on special order

FINISHES

- Sand Texture (S), Royal Blue Texture (RB) and Black Texture (BT) are standard. Available in other Bud textured finishes at no extra cost.

VENTILATED FEATURES

- Cabinet sides and door feature ventilating louvers. Ventilated cabinet top has a perforated area using .25" dia. holes on .31" staggered centers, inside a 9.69" dia. bolt circle. This provides a 58% open area. Holes provided for mounting a 10.00" dia. exhaust fan (Bud Fan No. FN-1282.) See page 14.

ECONOGLAS AND SEE-THRU DOORS

FOR ECONOMIZER, VALURACK, 60 AND 2000 SERIES UPRIGHT CABINET RACKS

Econoglas Door (fits Economizer and ValuRacks)		See-Thru Door (fits 60 and 2000 Series)	
Catalog No.	Catalog No.	Panel Space Height	Weight Lbs.
V-9760-L	V-9770-L	21.00"	6
—	V-9771-L	31.50"	8
V-9763-L	V-9772-L	42.00"	10
V-9764-L	V-9773-L	52.50"	12
V-9765-L	V-9774-L	61.25"	14
V-9766-L	V-9775-L	70.00"	16
V-9767-L	V-9776-L	78.75"	18

DESIGN FEATURES

- Econoglas and See-Thru Doors
- Aluminum frame door with gasketed .18" thick smoke gray plastic insert. Can be used in place of normal steel door. Comes standard with keylock and in 19" panel width. Econoglas door is used with Economizer and ValuRack upright cabinet racks. See-Thru Door is used with 60 and 2000 Series upright cabinet racks.



ECONOMIZER

ECONOMIZER RACKS – 19" PANEL WIDTH

Catalog Number Non-Ventilated	Catalog Number Ventilated	Panel Space PS	Outside Height A	Outside Width B	Outside Depth C	Clear Inside Depth D	Weight Lbs.
ER-16502	ER-16602	42.00"	47.31"	22.00"	18.50"	17.00"	110
ER-16503	ER-16603	52.50"	57.81"	22.00"	18.50"	17.00"	124
ER-16504	ER-16604	61.25"	66.56"	22.00"	18.50"	17.00"	139
ER-16505	ER-16605	70.00"	75.31"	22.00"	18.50"	17.00"	151
ER-16506	ER-16606	78.75"	84.06"	22.00"	18.50"	17.00"	163
ER-16511		21.00"	26.31"	22.00"	25.50"	24.00"	94
ER-16512	ER-16612	42.00"	47.31"	22.00"	25.50"	24.00"	128
ER-16513	ER-16613	52.50"	57.81"	22.00"	25.50"	24.00"	145
ER-16514	ER-16614	61.25"	66.56"	22.00"	25.50"	24.00"	162
ER-16515	ER-16615	70.00"	75.31"	22.00"	25.50"	24.00"	175
ER-16516	ER-16616	78.75"	84.06"	22.00"	25.50"	24.00"	189
ER-16521		21.00"	26.31"	22.00"	30.75"	29.25"	109
ER-16522	ER-16622	42.00"	47.31"	22.00"	30.75"	29.25"	143
ER-16523	ER-16623	52.50"	57.81"	22.00"	30.75"	29.25"	160
ER-16524	ER-16624	61.25"	66.56"	22.00"	30.75"	29.25"	180
ER-16525	ER-16625	70.00"	75.31"	22.00"	30.75"	29.25"	194
ER-16526	ER-16626	78.75"	84.06"	22.00"	30.75"	29.25"	209

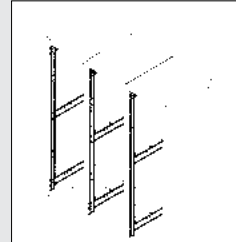
For full dimensional information, see our Web site at www.budind.com.

OPTIONAL ACCESSORIES – 19" PANEL WIDTH RACKS

Fits Panel Space	Mounting Rails Catalog No.	Steel Door Catalog No.	Econoglas Door with Key Lock Catalog No.	Louvered Steel Door Catalog No.
21.00"	PMR-9448	ER-16531	V-9760-L	
42.00"	PMR-9450	ER-16532	V-9763-L	ER-16592
52.50"	PMR-9451	ER-16533	V-9764-L	ER-16593
61.25"	PMR-9452	ER-16534	V-9765-L	ER-16594
70.00"	PMR-9453	ER-16535	V-9766-L	ER-16595
78.75"	PMR-9454	ER-16536	V-9767-L	ER-16596

- Leveler Kit:** One pair of levelers with mounting brackets and all mounting hardware. Leveler and caster cannot be used at the same location. Leveler Kit Catalog No.: RL-7770
- Add-A-Rack System:** Used to combine two or more racks into one integral system. Available in all sizes.
- Econoglas Door:** Aluminum framed, smoke gray plastic door that can be used in place of normal steel doors.
- Mounting Rails:** One pair of mounting rails is provided. Some accessories may require two sets of rails. Refer to accessory chart for additional sets.
- Doors:** Rear door provided. Optional Econoglas and steel front doors are available.
- Accessories:** The complete line of Bud standard accessories are compatible with the Economizer Rack. See pages 14–26.

ADD-A-RACK SYSTEM



Add-A-Rack System

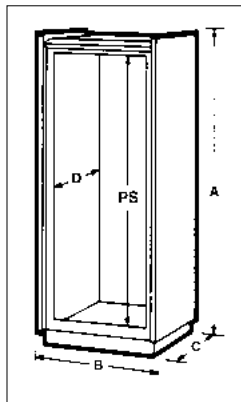
When it is desirable to develop a series of racks into an integral system, Add-A-Rack assemblies can be used to obtain the optimum width and, at the same time, reduce costs considerably.

Assembly consists of the welded frame, rear door, and one pair of panel mounting rails, that are used on the cabinet rack but are minus the side panels.

OPTIONAL ACCESSORIES – ADD-A-RACK

Catalog No. Non-Vented	Catalog No. Vented	Weight Lbs.
ER-16552	ER-16652	95
ER-16553	ER-16653	106
ER-16554	ER-16654	118
ER-16555	ER-16655	127
ER-16556	ER-16656	136
ER-16561		83
ER-16562	ER-16662	107
ER-16563	ER-16663	119
ER-16564	ER-16664	132
ER-16565	ER-16665	140
ER-16566	ER-16666	150
ER-16571		95
ER-16572	ER-16672	117
ER-16573	ER-16673	128
ER-16574	ER-16674	143
ER-16575	ER-16675	151
ER-16576	ER-16676	162

SERIES 2000



Here are electronic enclosures that do more than house equipment. The sheer square lines of the Series 2000 and its symmetrical styling are the result of the experience and perception Bud designers have. All Series 2000 cabinet racks include welded frame, sides, top, and rear door.

DESIGN FEATURES

- Anodized aluminum extrusion top trim
- All welded 14 gauge steel frame with "U" shaped 16 gauge steel panel mounting rail supports
- Door, 20 gauge steel
- Sides and top, 18 gauge steel
- Adjustable front and rear panel mounting rails tapped #10-32 on EIA universal spacing (use #7346 screws - order separately)
- Accommodates 19" wide EIA panels
- Bottom pierced for RC-7758 casters
- 1.109 inch diameter knockout holes in base
- 1200# equipment load capacity
- Ventilated version available upon request

FINISHES

- Gray Texture (GT) or Royal Blue Texture (RB)
- Available in other Bud textured finishes at no extra cost

ACCESSORIES

- See pages 14–26.
- 24" Panel Width Racks available on Special Order
- See page 4 for See-Thru Doors

BONUS FEATURES

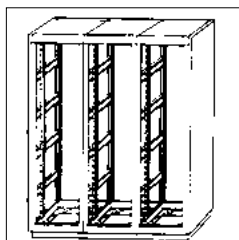
- Interiors are accessible from front and rear for easy installation and maintenance of components
- Readily removable rear door
- Shipped completely assembled

SERIES 2000 UPRIGHT CABINET RACKS

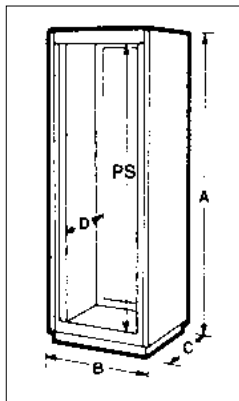
Catalog No.*	Panel Space (PS)	Outside Height (A)	Outside Width (B)	Outside Depth (C)	Clear Inside Depth (D)	Weight (Lbs.)
E-2000	21.00"	30.25"	24.19"	23.87"	20.5	119
E-2003	42.00"	51.25"	24.19"	23.87"	20.5	168
E-2004	52.50"	61.75"	24.19"	23.87"	20.5	195
E-2005	61.25"	70.50"	24.19"	23.87"	20.5	216
E-2006	70.00"	79.25"	24.19"	23.87"	20.5	233
E-2007	78.75"	88.00"	24.19"	23.87"	20.50"	260
E-2008	21.00"	30.25"	24.19"	27.37"	24.00"	129
E-2011	42.00"	51.25"	24.19"	27.37"	24.00"	179
E-2012	52.50"	61.75"	24.19"	27.37"	24.00"	215
E-2013	61.25"	70.50"	24.19"	27.37"	24.00"	234
E-2014	70.00"	79.25"	24.19"	27.37"	24.00"	244
E-2015	78.75"	88.00"	24.19"	27.37"	24.00"	268
E30-2000	21.00"	30.25"	24.19"	32.62"	29.25"	150
E30-2003	42.00"	51.25"	24.19"	32.62"	29.25"	217
E30-2004	52.50"	61.75"	24.19"	32.62"	29.25"	248
E30-2005	61.25"	70.50"	24.19"	32.62"	29.25"	259
E30-2006	70.00"	79.25"	24.19"	32.62"	29.25"	303
E30-2007	78.75"	88.00"	24.19"	32.62"	29.25"	307

*Supplied with plain sides and plain rear door.

SERIES 60



Add-A-Rack System



These cabinet racks are proof of what Bud designers have striven for and achieved: Quality enclosures that enhance the function, appearance, and value of your products.

All Series 60 Cabinet Racks include welded frame, sides, top, and rear door.

DESIGN FEATURES

- All welded 14 gauge steel frame with "U" shaped 16 gauge steel panel mounting rail supports
- Door, 20 gauge steel
- Sides and top, 18 gauge steel
- Adjustable front and rear panel mounting rails tapped #10-32 on EIA universal spacing (use #7346 screws - order separately)
- Accommodates 19" wide EIA panels
- Bottom pierced for RC-7758 casters
- 1.109" diameter knockout holes in base
- 1200# equipment load capacity
- Ventilated version available upon request

BONUS FEATURES

- Interiors are accessible from front and rear for easy installation and maintenance of components
- One door furnished. May be used on front or rear
- Add-A-Rack System used to combine two or more enclosures into one integral system (same as cabinet rack except w/o sides)
- Shipped completely assembled

FINISHES

- Gray Texture (GT) or Royal Blue Texture (RB)
- Available in other Bud textured finishes at no extra cost

ACCESSORIES

- See pages 14–26
- 24" Panel Width Racks available on Special Order
- See page 4 for See-Thru Doors

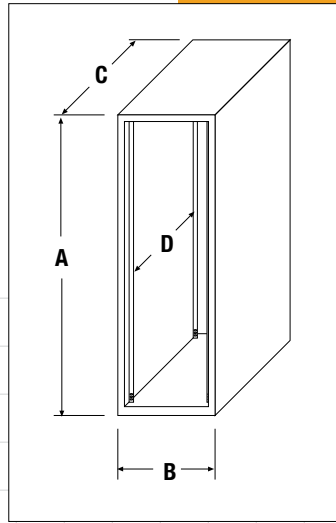
SERIES 60 UPRIGHT CABINET RACKS

Catalog No.	Panel Space (PS)	Outside Height (A)	Outside Width (B)	Outside Depth (C)	Clear Inside Depth (D)	Weight Lbs.
60-2300	21.00"	29.62"	24.06"	22.00"	20.50"	112
60-2301	31.50"	40.12"	24.06"	22.00"	20.50"	137
60-2302	42.00"	50.62"	24.06"	22.00"	20.50"	162
60-2303	52.50"	61.12"	24.06"	22.00"	20.50"	189
60-2304	61.25"	69.87"	24.06"	22.00"	20.50"	215
60-2305	70.00"	78.62"	24.06"	22.00"	20.50"	227
60-2306	78.75"	87.37"	24.06"	22.00"	20.50"	244
60-2307	21.00"	29.62"	24.06"	25.50"	24.00"	123
60-2308	31.50"	40.12"	24.06"	25.50"	24.00"	145
60-2309	42.00"	50.62"	24.06"	25.50"	24.00"	170
60-2310	52.50"	61.12"	24.06"	25.50"	24.00"	202
60-2311	61.25"	69.87"	24.06"	25.50"	24.00"	216
60-2312	70.00"	78.62"	24.06"	25.50"	24.00"	231
60-2313	78.75"	87.37"	24.06"	25.50"	24.00"	263
30-2300	21.00"	29.62"	24.06"	30.75"	29.25"	154
30-2301	31.50"	40.12"	24.06"	30.75"	29.25"	174
30-2302	42.00"	50.62"	24.06"	30.75"	29.25"	202
30-2303	52.50"	61.12"	24.06"	30.75"	29.25"	225
30-2304	61.25"	69.87"	24.06"	30.75"	29.25"	245
30-2305	70.00"	78.62"	24.06"	30.75"	29.25"	268
30-2306	78.75"	87.37"	24.06"	30.75"	29.25"	294

OPTIONAL ACCESSORIES

Front Door		Add-A-Rack	
Catalog No.	Weight Lbs.	Catalog No.	Weight Lbs.
60-2340	8	60-2500	92
60-2341	11.5	60-2501	113
60-2342	15.5	60-2502	115
60-2343	19	60-2503	145
60-2344	22.2	60-2504	148
60-2345	25.5	60-2505	152
60-2346	29	60-2506	158
60-2340	8	60-2507	109
60-2341	11.5	60-2508	130
60-2342	15.5	60-2509	132
60-2343	19	60-2510	162
60-2344	22.2	60-2511	165
60-2345	25.5	60-2512	169
60-2346	29	60-2513	175
60-2340	8	30-2500	133
60-2341	11.5	30-2501	155
60-2342	15.5	30-2502	182
60-2343	19	30-2503	207
60-2344	22.2	30-2504	230
60-2345	25.5	30-2505	250
60-2346	29	30-2506	269

19"/23" EQUIPMENT CABINET RACKS



The Bud 19"/23" Equipment Cabinet Rack allows for the purchasing, stocking, and use of only one cabinet for all of your 19" and 23" panel width equipment installations. The unique panel mounting rail design allows the user to determine which panel width is required at the time of actual installation, eliminating expensive floor plans and equipment layouts to accommodate various cabinets for various equipment widths.

DESIGN FEATURES

- Standard 84" high cabinet with 27" width and 30.75" overall depth
- 78.75" panel height with choice of either 19" or 23" panel width
- Sturdy all-welded steel frame
- Four 4.00" diameter cable access ports in the top and one 9.56" square cable access hole in the bottom
- Lockable ventilated front and rear doors
- Two pairs of L-shaped panel mounting rails that accept either M6 metric or #12-24 threaded cage nuts and screws (order separately: #851-DLH [M6 cage nut], #9621 [M6 screw], #307 [#12-24 cage nut], #9260 [#12-24 screw])
- Includes one #POS-194-S Surge Suppressed Power Outlet Strip
- 1200# equipment load capacity
- Accepts most Bud accessories (see pages 14–26)

FINISH

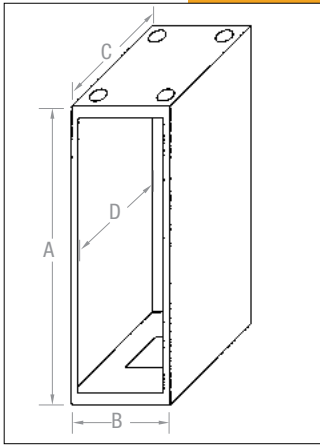
- Sand texture (S). Available in other Bud textured colors at no additional cost

ORDERING INFORMATION

Catalog No.	Panel Space	Overall Dimensions A × B × C	Max. Clear Inside Depth D	Weight Lbs.
DC-8010	78.75" × 19" or 23"	84.06" × 27.00" × 30.75"	29.25"	256

For full dimensional information, see our Web site at www.budind.com.

TURNKEY



The Bud Turnkey Cabinet Assemblies will accommodate all of your requirements for housing electronic equipment in a secured environment. They come completely assembled for immediate use and accept all of Bud's standard accessories. For accessories see pages 14–26.

DESIGN FEATURES

- Welded steel cabinet rack similar to Economizer with louvered side panels and rear door, ventilated top suitable for FN-1282 exhaust fan
- Accepts 19.00" EIA width panels
- 1200# equipment load capacity
- Four 4.00" diameter cable access holes in the top and one 9.56" square hole in the base
- Installed Locking Econoglas front door
- Two pairs of installed full height panel mounting rails. (Use #7346 screws - order separately)
- Style A includes two SH-2385 ventilated shelves
- Style B includes leveler kits

FINISHES

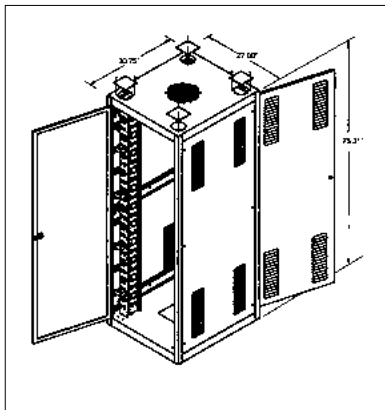
- Style A: Sand Texture (S), Black Texture (BT), and Royal Blue Texture (RB) are standard.
- Style B: Black Textured (BT) is standard
- Both styles are available in other Bud textured colors at no additional cost

ORDERING INFORMATION

Catalog Number	Style	Panel Space PS	Outside Height A	Outside Width B	Outside Depth C	Clear Inside Depth D	Weight Lbs.
DC-8002	A	70.00"	75.31"	22.00"	25.50"	24.00"	208
DC-8075	B	70.00"	75.31"	22.00"	25.50"	24.00"	208
DC-8076	B	78.75"	84.06"	22.00"	25.50"	24.00"	215
DC-8078	B	78.75"	84.06"	22.00"	30.75"	29.25"	229

For full dimensional information, see our Web site at www.budind.com.

DISTRIBUTION



The Bud Communications Distribution Cabinet will fulfill your requirements for orderly and secure signal distribution. It comes completely assembled, ready for use and accepts all of Bud's standard accessories.

DESIGN FEATURES

- Large 27.00" wide × 75.31" high × 30.75" overall depth ventilated cabinet with 19.00" × 70.00" EIA panel space
- Four 4.00" diameter cable access holes in the top and one 9.56" square hole in the base
- Two pairs of adjustable panel mounting rails (Use #7346 screws - order separately)
- Easy to use adjustable cable management system
- Lockable steel rear and see-through Plexiglas front doors
- 1200# equipment load capacity

FINISH

- Black Texture (BT) is standard.
- Available in other Bud textured colors at no additional charge

ORDERING INFORMATION

Catalog Number	Panel Space	Overall Dimensions H × W × D	Weight Lbs.
DC-8050	19.00" × 70.00"	75.31"H × 27.00"W × 30.75"D	270

For full dimensional information, see our Web site at www.budind.com.

ALUMINUM RACKS



Ideal for installation where easy access to components is a top priority. Each built for years of solid, trouble-free service, as well as obvious ease of service where frequent attention is desired (i.e., telephone switching systems, etc.). For accessories see pages 14–26.

DESIGN FEATURES

These aluminum racks are available in two heights with 19" and 23" wide panel spaces. Panel mounting holes are #12-24 tapped on EIA universal spacing on both the front and rear flanges.

(Use #9260 screws - order separately)

Base Angles: .25" × 3.50" × 6.00"

Top Angles: .18" × 1.50" × 1.50"

Uprights: .15" × 3.00" web with two .18" × 1.26" flanges

Overall Width: 20.25" for 19" rack; 24.25" for 23" rack

Overall Depth: 15.00" base, 3.00" upright, 6.00" top

Racks have been tested to 1000# equipment load capacity.

FINISHES

- Natural Finish (NF) or Black Texture (BT)


FEATURES

- Racks are shipped knocked down in one (1) carton, with all necessary assembly hardware included

Catalog Number	Panel Space	Height	Weight Lbs.
ARR-1272	77.00" × 19.00"	84.00"	37
ARR-1276	42.00" × 19.00"	50.00"	27
ARR-1294	77.00" × 23.00"	84.00"	40
ARR-1296	42.00" × 23.00"	50.00"	30

For full dimensional information, see our Web site at www.budind.com.

WALL MOUNT RACK



DESIGN FEATURES


These racks provide open rack provisions when floor mounting space is not available. They feature 19" wide panel space, with mounting holes tapped with #12-24 thread on EIA universal spacing on both front and rear flanges (use #9260 screws – order separately) and are constructed of standard natural finish aluminum with metallic gray finished heavy gauge steel wall mounting brackets. Racks have been tested to 400# equipment load capacity.

Catalog Number	Panel Space	Depth	Weight Lbs.
WRR-2242	42.00" × 19.00"	8.00"	27
WRR-2243	42.00" × 19.00"	12.00"	30
WRR-2244	42.00" × 19.00"	18.00"	34
WRR-2264	75.25" × 19.00"	18.00"	44

Includes all assembly hardware except for wall attachment fasteners.

For full dimensional information, see our Web site at www.budind.com.

SWING FRAME



DESIGN FEATURES

These swingframe racks offer all the conveniences of a wall mounted rack, plus the added advantage of a swing out frame for easy access to the rear of your equipment.

- Left or right hand hinge
- #12-24 panel mounting hardware (Use #9260 screws – order separately)
- Velcro cable straps included
- 16" on center wall mounting (wall mounting hardware not included)
- 75# equipment load capacity
- Two Styles: Style A-Knockdown Assembly, Style B-Welded Assembly
- **Finish:** Black Texture (BT)

Catalog Number	Style	Panel Space	Overall Height & Width	Depth	Weight Lbs.
SF-2184	A	21.00" × 19.00"	24.00" × 21.25"	18.00"	33
SF-2194	A	35.00" × 19.00"	38.00" × 21.25"	18.00"	40
SF-2283	B	21.00" × 19.00"	24.00" × 21.25"	12.00"	24
SF-2284	B	21.00" × 19.00"	24.00" × 21.25"	18.00"	28
SF-2293	B	35.00" × 19.00"	38.00" × 21.25"	12.00"	32
SF-2294	B	35.00" × 19.00"	38.00" × 21.25"	18.00"	36

HEAVY DUTY STEEL RACK



DESIGN FEATURES


These heavy duty racks are available in 6' and 7' heights and 19" wide panel space. Panel mounting holes are #12-24 tapped on EIA universal spacing. (Use #9260 screws – order separately.) Panel mounting holes are located on front flanges only.

- Base Angles: .25" × 3.50" × 4.87"
- Top Angles: .12" × 2.09" × 1.56"
- Uprights: .18" × 3.00" × 1.28"
- Overall Width: 20.37"
- Overall Depth: 12.75" base, 3.00" upright, 6.12" top
- **Finish:** Black Texture (BT)
- Racks are shipped knocked down in two (2) cartons, with all necessary assembly hardware included.

Catalog Number	Panel Space	Height	Weight Lbs.
RR-1265	66.50" × 19.00"	72.25"	64
RR-1269	77.00" × 19.00"	82.75"	73

For full dimensional information, see our Web site at www.budind.com.

RR-1263 SERIES



DESIGN FEATURES

Exceptionally strong structure made up of chassis-type base and supporting angles.

- Uprights, .11" steel channels, 3.00" deep; top plate, 1.12" × 3.12". Rails tapped #10-32 on EIA universal spacing. (Use #7346 screws - order separately)
- Base is 19.96" × 22.00" and drilled for RC-7758 casters. Racks have been tested to 650# equipment load capacity.
- **Finish:** Metallic Gray (MG) and Black Texture (BT).
- Racks are shipped knocked down in two (2) cartons, with all necessary assembly hardware included.

Catalog Number	Panel Space	Height	Weight Lbs.
RR-1263	31.50" × 19.00"	35.62"	36
RR-1363	36.75" × 19.00"	40.87"	37
RR-1264	66.50" × 19.00"	70.62"	46
RR-1364	71.75" × 19.00"	75.62"	47
RR-1366	77.00" × 19.00"	81.12"	49

For full dimensional information, see our Web site at www.budind.com.

RR-1367 SERIES



DESIGN FEATURES

Extra-sturdy racks made of 14 & 12 gauge steel. Eight-inch deep welded "U" member and triangular bracket hold uprights to base(12GA.). Panel mounting rails tapped #10-32 on EIA universal spacing. (Use #7346 screws – order separately.) Chassis type base, 20.87" × 26.00", drilled for RC-7758 casters. Racks may be bolted together in Add-A-Rack fashion.

- **Finish:** Metallic Gray (MG) and Black Texture (BT).
- Racks are shipped knocked down in two (2) cartons, with all necessary assembly hardware included.

Catalog Number	Panel Space	Height	Width	Weight Lbs.
RR-1367	61.25" × 19.00"	64.62"	20.87"	74
RR-1368	70.00" × 19.00"	73.37"	20.87"	77
RR-1369	77.00" × 19.00"	80.37"	20.87"	81

TABLE TOP RACK



DESIGN FEATURES

Chassis-type base holds heavy components for table mounting applications. Supporting angles provide strength and rigidity. Panel mounting rails tapped #10-32 on EIA universal spacing. (Use #7346 screws – order separately.) Standard 19" panel fits flush with front. Base, 20.37" × 12.00". Shipped knocked down.

- **Finish:** Metallic Gray (MG) and Black Texture (BT).

Catalog Number	Panel Space	Height	Weight Lbs.
RR-1248	21.00"	24.00"	14.25
RR-1249	28.00"	31.00"	16.75

DOUBLE RACK



Bud's Double Racks offer the ideal solution when full, natural ventilation and a strong four-point mounting system is required, but without the need for the security offered by a full cabinet rack. Offered in the standard 84" height and in three commonly used depths.

DESIGN FEATURES

- Lightweight but sturdy, aluminum and steel construction
- Standard 19" × 77" (44U) panel space with #12-24 tapped mounting holes
- Standard 84" overall height and 20.25" overall width
- Choice of three depths of 24", 30", or 36"
- Shipped knocked down in one carton; easily assembled with one 5/8" wrench
- Sturdy, solid four-point mounting for heavy networking equipment
- Dual mounting surfaces and choices in depth provide numerous mounting possibilities
- Unique depth extenders provide for wiring ladder and/or cableway mounting
- Can be mounted to the floor for additional sturdiness and security
- Meets EIA-310 standards
- 1100# equipment load capacity

FINISH

- Black Textured (BT). Other finishes available upon request.

ACCESSORIES

- See pages 14–26.

ORDERING INFORMATION

Catalog No.	Panel Space	Overall Dimensions H × W × D	Weight Lbs.
DR-8092	19.00" × 77.00"	84.00" × 20.25" × 24.00"	54
DR-8093	19.00" × 77.00"	84.00" × 20.25" × 30.00"	56
DR-8094	19.00" × 77.00"	84.00" × 20.25" × 36.00"	59

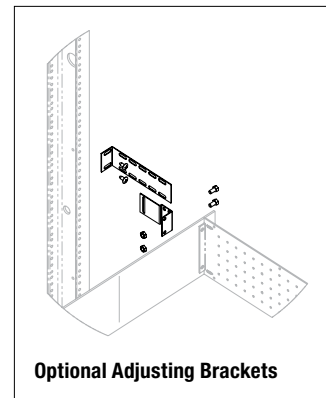
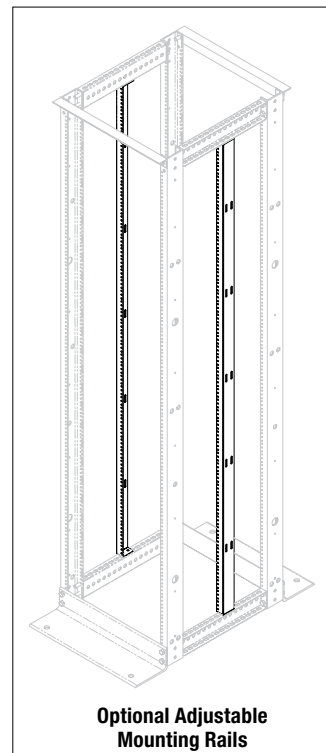
For full dimensional information, see our Web site at www.budind.com.

OPTIONAL ACCESSORIES

Catalog No.	Description	Weight Lbs.
SH-8096	Adjustable Shelf, 19.00" panel width × 3.5" (2-U) high	18.6
PMR-8088	Adjustable Mounting Rail, 75.25" (43-U)	13.0
AB-8089	Adjusting Brackets, 1.75" × 8.00"	1.2
HW-8097	Add-A-Rack Hardware Kit	0.3

BONUS FEATURES

- Optional Adjusting Panel Mounting Rails provide depth adjustability across full panel height
- Optional Adjusting Brackets are ideal for those one or two pieces of equipment that are shallower than others in your rack, providing mounts up to 8.00" from mounting rail
- Optional Adjustable Shelf – 200# weight load limit
- Can be joined into multiple bay configurations with optional Add-A-Rack kit
- Accepts most other standard Bud accessories



CABLE MANAGEMENT RACK



Bud's cable management rack offers all the advantages of a standard open rack plus the additional advantages of built in vertical cable management, horizontal cable trough at top of rack, and your choice of either 19" or 23" panel space width.

DESIGN FEATURES

- Extra deep 3.00" x 6.50" upright rails
- 77.00" of usable panel space height
- 19.00" or 23.00" panel width
- All aluminum, bolt together, construction
- Integral vertical and horizontal cable management
- Complete with cable management clips and straps, and all necessary hardware, in one convenient carton

FINISH

- Black Texture (BT)

ORDERING INFORMATION

Catalog Number	Panel Space	Overall Dimensions H x D x W	Weight Lbs.
CMR-8040	19.00" or 23.00" x 77.00"	86.00" x 16.50" x 23.75" or 27.75"	47

For full dimensional information, see our Web site at www.budind.com.

DC-8035



Bud's open rack assembly allows you to order the popular ARR-1272-BT aluminum open rack, together with Bud's efficient cable management system, all under one easy part number.

DESIGN FEATURES

- ARR-1272-BT Black finished aluminum rack with 19.00" x 77.00" usable panel space
- Twelve CM-1196 Cableway Rings
- One pair CM-1197 Cableway Covers
- Six CM-1220 Cable rings
- All necessary assembly hardware
- Accepts all Bud open rack accessories
- Shipped knocked down in one carton

ORDERING INFORMATION

Catalog Number	Panel Space	Overall Dimensions	Weight Lbs.
DC-8035	19.00" x 77.00"	26.25"W x 84.00"H	49

For full dimensional information, see our Web site at www.budind.com.

SERVER RACK ASSEMBLY



Bud's server rack assembly is the ideal framework for organizing your networking components. Comes complete with 23" panel width network frame, monitor shelf with switchbox compartment, power outlet strip, sliding keyboard shelf with mouse pad, and two heavy duty equipment shelves. All components are fully adjustable to your particular requirements.

FEATURES

- Shipped knocked down in one carton

FINISH

- Black Texture (BT)

ORDERING INFORMATION

Catalog Number	Overall Dimensions W x H x D	Weight Lbs.
CSR-8060	24.25" x 66.50" x 23.00"	100

See our online rack and accessory selector guide at www.budind.com/rackguide.html

For full dimensional information, see our Web site at www.budind.com.

FANS & BLOWERS



DESIGN FEATURES

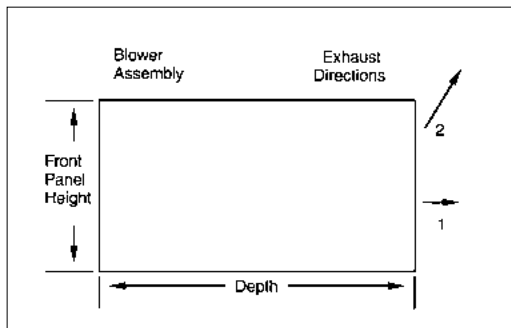
All blowers are 19" panel width with standard EIA notching for rack mounting. Motors are UL and CSA approved for 115 VAC 50/60 Hz.

BLOWER MODEL NUMBERS

Features	B-60	B-62
Panel Height	3.50"	5.25"
Overall Depth	10.50"	7.69"
Motor		
Bearings	Ball	Ball
Watts	90	95
RPM	1500	3000
Run Amps	1.2	1.4
L.R. Amps	1.6	1.9
Air CFM	160	300
Exhaust	2	2
Noise Level	53*	58*
Power Cord		
Length In.	36.00"	36.00"
No. Wires	3	3
Weight Lbs.	18	13
Permanent Filter		
Part Number	BF-61	BF-63
Height	3.06"	4.81"
Weight	2 oz.	2.5 oz.

FR-68 Filter Reconditioner. Apply to washed filter to restore full original filtering capacity 12.8 oz.

* DBA
Includes molded-on plug



FN-1282 10" Exhaust Fan

Fan mounts in the top of ventilated Economizer racks. Supplied with finger guard and all mounting hardware. 36" power cord supplied. Standard UL/CSA rated with 535 CFM air flow. Weight: 5.3 lbs. Heatsinking aluminum housing with high strength UL94V-0 thermoplastic impeller. Shaded-pole, thermally protected, ball bearing motor draws .70/.78 amps at 115 VAC. Operating temperature range: -20 to +60 degrees Celsius. Noise level: 55 dBA.




FN-1280 Fan

Fan mounts in FT-1170 Fan Tray or can be used individually in other applications. Supplied with one hardware cloth finger guard. UL approved. Specifications 110 Volt AC, .21 Amps, 105CFM, -20°C to +60°C temperature range, weight 1.3 lbs. Noise level: 46 dBA.



FG-1281 Finger Guard

Used with FN-1280 fan. Zinc plated steel wire form. Mounting hardware supplied. Weight 2 oz.



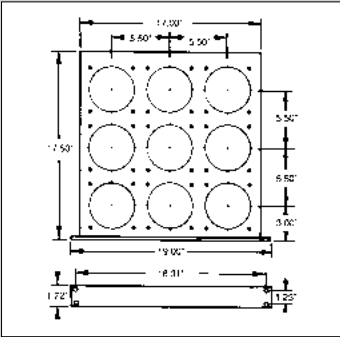
FC-1283 Fan Cord

Used with FN-1280 fan in individual applications, or as a replacement cord for FN-1282 fan. 36" long, two conductor, 18GA., SPT-1 cable with molded-on right angle fan plug and AC plug. Weight 1.7 oz.



FAN TRAY ASSEMBLIES

Fan Tray Assembly



FT-1170 FAN TRAY ASSEMBLY

Includes 9-position fan tray with preassembled front panel; a 9-outlet daisy chain cord and 6-foot power cord and adjustable support angles. **Material:** Fan Tray & Support Angles, 16-gauge steel; Front Panel, 12-gauge steel. **Finish:** Fan Tray, Front Panel, White Texture (WH) or Metallic Gray (MG). Weight 11 lbs. Order FN-1280 Fans and FG-1281 Finger Guards as required for your application.



Completed Fan Tray Assemblies

Fan Tray Assemblies that are completely assembled requiring only that you position them in place and plug them in. Available in 3, 6, or 9 fan versions to meet most applications.


DESIGN FEATURES

- Standard EIA 19" panel width and 1U (1.75") high
- Illuminated on/off switch conveniently located on the front panel
- 115VAC, 60Hz operation
- Additional support brackets included with 6 and 9 fan versions
- 7ft. long power cord

FINISH

- Smooth Black

Environmental conditions affect fan tray performance. Testing is recommended.



Catalog Number	Number of Fans	Overall Size W x D x H	Est. Weight Lbs.
FT-1973	3	19.00" x 7.00" x 1.75"	11
FT-1976	6	19.00" x 12.00" x 1.75"	21
FT-1979	9	19.00" x 17.25" x 1.75"	31

For full dimensional information, see our Web site at www.budind.com.

FAN TRAY ASSEMBLY

WITH DIGITAL TEMPERATURE CONTROLLER

Fan Tray Assembly is completely assembled with fans and ready to use. Supplied with a unique digital temperature controller. Just position it in place, plug it in and set the desired temperature setting on the digital controller. Provides 540 total CFM.



DESIGN FEATURES

- Standard EIA 19" panel width with mounting brackets and 1U (1.75") high.
- Illuminated on/off switch conveniently located on the front panel.
- 110VAC, 60Hz operation.
- CE listed fans with long life sleeve bearing.
- Supplied with two rack mounting brackets – shipped unassembled.
- Detachable 5 ft. long power cord.
- Digital temperature controller range: 0°–50°C (32°–122°F).
- Digital temperature controller accuracy: ±1°C (±2°F).
- Easily locatable temperature sensor with 9 ft. long cable.

FINISH

- Black textured powder coating


Catalog Number	Number of Fans	Overall Size H x W x D	Est. Weight Lbs.
FT-1986	6	1.75" x 19" x 18.56"	N/A

TEM-STAT TEMPERATURE CONTROLS

Prevent shut-downs caused by over-heating of electronic or electrical equipment in enclosures. Units react quickly to gradual or sudden temperature changes. Can also be used for temperature control in convection and radiant heating applications. UL and CSA listed. **Weight:** 2.0 oz.

Catalog Number	Range	Accuracy	*Contacts re-open after	Mounting	UL Electrical Ratings					
					Service Life 100,000 cycles (Full Load)			Service Life 30,000 cycles (Full Load)		
					120 VAC	240 VAC	DC	120 VAC	240 VAC	DC
TS-15	80°–170°F	±8°F	10°±5°F drop	Flush	4 Amps	2 Amps	—	6 Amps	3 Amps	—
TS-15-A*	80°–170°F	±8°F	10°±5°F drop	Flush	15 Amps	—	—	15 Amps	10 Amps	—
TS-16	32°–140°F	±7°F	12.5°±7°F drop	DIN	15 Amps	10 Amps	30 W	15 Amps	10 Amps	30 W

*Contacts: Normally open, close on temperature rise



SLIDING MECHANISMS



Each of these zinc plated, alloy steel telescoping and linear motion mechanisms consists of an outer member, inner member, ball retainer, and ball bearings. All types offer a smooth, precise telescoping movement with long service life. Requires two pairs of panel mounting rails per cabinet rack.

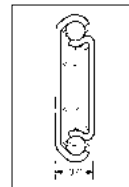
Catalog No.	Slide Length	Travel	Load Rating* (Lbs.)	Ship Weight (Lbs.)	Recommended Slide Mounting Bracket Kit	
					Universal Kit	Economy Kit
AS-5000-A	12.00"	8.00"	140	1.3	BAS-5106 Max. chassis width 2.00" less than rack panel width	BAS-5107
AS-5001-A	16.00"	12.00"	120	1.7		
AS-5002-A	20.00"	15.00"	92	2.3		
AS-5004-A	26.00"	19.00"	70	2.9		

* Load rating shown in table is "per pair".

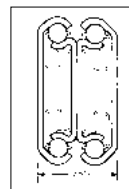


Catalog No.	Slide Length	Travel	Load Rating* (Lbs.)	Ship Weight (Lbs.)	Recommended Slide Mounting Bracket Kit		
					Universal Kit	Economy Kit	Recessed Kit
AS-5042-A	20.00"	20.87"	91	4.2	BAS-5106	BAS-5107	BAS-5108
					Max. chassis width 2.75" less than rack panel width		Max. chassis width 2.00" less than rack panel width

* Load rating shown in table is "per pair".



Two-piece slide with stationary delrin guides for stabilization in closed position. 3/4 extension, front disconnect, positive stop.



Three-piece slide full extension, front disconnect, positive stop.

SLIDE MOUNTING BRACKET KITS



BAS-5105
BAS-5106



BAS-5107



BAS-5108

The **BAS-5105** Mounting Bracket Kit is similar to the BAS-5106 kit except that it is modified to allow slide-mounted accessories to fit Budrack Professional and Server Rack Professional Series cabinet racks. Weight 2 Lbs.


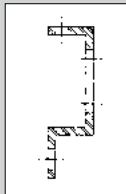
The **BAS-5106** Universal Mounting Bracket Kit is recommended for both two-piece and three-piece slides subject to maximum chassis width as shown above. It is easier to assemble, allowing slides to be mounted to either panel mounting surface or accessory flange of panel mounting rails. Weight 2 Lbs.

The **BAS-5107** Economy Mounting Bracket Kit is recommended for a more economical approach to mounting a two-piece or three-piece slide to the front flange of panel mounting rails. Weight 1 Lb.

The **BAS-5108** Recessed Mounting Bracket Kit is recommended for a three-piece slide only when the chassis width is 2.00" less than rack panel width. Weight 2 Lbs.

All kits include necessary mounting brackets and hardware to install one pair of slides.

Standard Panel Mounting Rails



Use on Bud Cabinet Racks: Series 60, Series 2000, ValuRack, Classic II and Economizer. 12 Gauge Steel. Sold in pairs. Rail mounting hardware included. (Uses #7346 equipment mounting screws - order separately.) **Finish:** Black

Catalog No.	Fits Cabinet Rack w/Panel Space	Weight (Lbs.)	Catalog No.	Fits Cabinet Rack w/Panel Space	Weight (Lbs.)
PMR-9448	21.00"	4	PMR-9451	52.50"	10
PMR-2331	24.50"	4.75	PMR-9452	61.25"	11
PMR-9449	31.50"	6	PMR-9453	70.00"	12
PMR-9450	42.00"	8	PMR-9454	78.75"	14

L-Shaped Panel Mounting Rails

Use on Bud Cabinet racks: Series 60, Series 2000, ValuRack, Classic II, and Economizer when accessory flange on standard rails interferes with equipment installation. EIA spaced equipment mounting holes accepts either #12-24 (Bud #307) or M6 (Bud #851-DLH) cage nuts – order separately. Four rails per package. Rail mounting hardware included. **Finish:** Black



Catalog No.	Fits Cabinet rack w/panel space	Wt. Lbs.
PMR-9483	70.00"	24
PMR-9484	78.75"	28

Cable Management Straps

Velcro cable straps in two styles. Comes in packages of 25 straps. **Color:** Black



Style A

Style B

Catalog No.	Style	Size (W x L)	Wt. Oz.
CMS-2208-B	A	1.00" x 8.00"	3.4
CMS-2212-B	A	1.00" x 12.00"	5.0
CMS-2218-B	B	.75" x 18.00"	4.6

Cable Management Panels

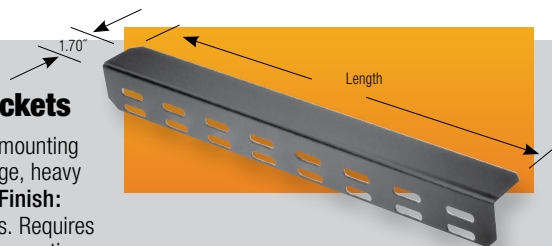
Heavy gauge steel panels occupy 1U (1.75") of panel space height, and are available for both 19" and 23" panel widths. Comes complete with 8" Velcro cable straps and all mounting hardware. **Finish:** Black



Catalog No.	Panel Width	No. of Straps	Wt. Lbs.
CM-2201	19.00"	4	1.0
CM-2202	23.00"	5	1.1

Chassis Support Brackets


Attaches to panel mounting rail accessory flange, heavy duty 14 ga. steel. **Finish:** Black. Sold in pairs. Requires two pairs of panel mounting rails per cabinet rack.



Catalog No.	Length	Weight (Lbs.)
CSB-1352	13.00"	1.75
CSB-1353	16.00"	2.25
CSB-1354	23.00"	3.25
CSB-1355	28.00"	3.75
CSB-8180	33.00"	4.75
CSB-8181	41.00"	5.50

Open Rack Adapter Bracket

5" long brackets adapt chassis support brackets for use on open rack. Package contains 2 pairs.



Catalog No.	Est. Weight (Lbs.)
CSB-1351	1

Cable Management Bracket Sets

Heavy gauge steel bracket mounts in any direction with one screw mounting. Package contains six brackets, six 12" Velcro cable straps and all mounting hardware. **Finish:** Black




Catalog No.	Size	Wt. Lbs.
CM-2200	1.00" x 1.50" x 3.00"	1.0

See our online rack and accessory selector guide at www.budind.com/rackguide.html

Equipment Tie Down Bracket

Heavy gauge steel bracket, in 19" panel width, will secure your equipment within open or enclosed cabinet racks. Front panels are 1U (1.75") high.


Finishes: Black Texture (BT) or Metallic Gray (MG) Includes all mounting hardware.



Catalog No.	Panel Width	Weight Lbs.
EB-1781	19.00"	1.1

Panel Extender


Heavy gauge steel brackets extend panels 5.00" beyond normal panel mounting rails. Panel mounting holes on EIA universal spacing. **Finish:** Black. Sold in pairs. Includes all mounting hardware.



Catalog No.	Panel Height	Est. Weight Lbs.
PE-1600	3.50"	1
PE-1601	5.25"	2
PE-1602	7.00"	2

Cableway Ring

Mounts to side of open rack to provide vertical cableway. Can be used between two adjacent racks. Heavy gauge steel Available in two depths. **Finish:** Black. Includes all mounting hardware.



Catalog No.	Size (W x D)	Est. Weight Lbs.
CM-1195	3.00" x 4.00"	1
CM-1196	3.00" x 6.00"	1

Cable Rings

Heavy gauge steel rings occupy 1U (1.75") of panel space. **Finish:** Black. Includes all mounting hardware.



Catalog No.	Size (W x D)	Est. Weight Lbs.
CM-1220	1.25" x 3.50"	1
CM-1221	3.00" x 3.50"	1

Cableway Cover

Formed steel covers mount to the front and rear of cableway rings to protect cables and present a finished look to your cabling installation. **Finish:** Black. Used on 7' tall open racks. Sold in pairs. Includes all mounting hardware.



Catalog No.	Size (W x D)	Est. Weight Lbs.
CM-1197	3.00" x 83.00"	10

Cable Bracket


Heavy gauge steel brackets occupy 1U (1.75") of panel space. **Finish:** Black. Includes all mounting hardware.



Catalog No.	Size (W x D)	Est. Weight Lbs.
CM-1223	1.75" x 3.50"	1

Cable Management Panel


Designed for 19" panel width racks. Heavy 18 gauge formed steel panel, with twelve plastic cable clips. **Finish:** Black. Includes all mounting hardware. **Accessories:** Additional plastic cable clips catalog No. CM-1229. Twelve clips per package.



Catalog No.	Size (H x W)	Est. Weight Lbs.
CM-1225	1.75" x 19.00"	1

Cable Management Panel

Designed for 19" panel width racks. Heavy 18 gauge formed steel panel with twenty-four plastic cable clips and three CM-1220 cable rings. **Finish:** Black. Includes all mounting hardware. **Accessories:** Additional plastic cable clips catalog No. CM-1229. Twelve clips per package.




Catalog No.	Size (H x W)	Est. Weight Lbs.
CM-1227	3.50" x 19.00"	3

See our online rack and accessory selector guide at www.budind.com/rackguide.html

Cable Management Clips

Snap-in spring steel cable clips available in two sizes. In packages of 3 clips. **Finish:** Black



Catalog No.	Size (W x D)	Weight Lbs.
CM-2220	.56" x 3.75"	.5
CM-2221	1.62" x 2.50"	.4

Adapter Mounting Brackets

16-gauge steel brackets used for mounting 19" wide equipment into open racks with 23" and 24" wide panel spaces and enclosed cabinet racks with 24" wide panel spaces. Mounting hole locations conform to EIA specs. Finish is Black Texture (BT). Comes complete with all mounting hardware. Brackets are packaged in pairs.



Catalog No.	Panel Height	Weight Oz.
AB-1851	1.75"	3
AB-1852	3.50"	6

Cable Carrier

Allows for the organization and protection of cables on slide-mounted equipment. Mounts to panel mounting rail at rear of cabinet rack, and can be used on both the left and right sides of the cabinet. Wide support arms allow for the use of either ribbon cable or bundled wire cables. Carrier requires .88" clearance at the rear of cabinet when closed. Permits up to 30" of chassis extension.



Catalog No.	Size	Est. Weight Lbs.
CC-5190	3.50" (2-U)	4
CC-5191	1.75" (1-U)	2

Stationary Keyboard/Mouse Shelf

Heavy gauge steel shelf mounts to any 19" panel width open rack. Comes with 9.00" x 7.00" mouse tray that can be bolted on to either the left or right hand side of the shelf. Takes up 1U (1.75") of panel space. **Finish:** Black Texture (BT) or Metallic Gray (MG). Includes all mounting hardware.



Catalog No.	Panel Width	Max. Keyboard Width	Weight Lbs.
SA-1775	19.00"	20.00"	6.3

Open Rack Monitor Shelf

19.00" deep heavy gauge steel shelf mounts to any 19" or 23" panel width open rack. Includes 4.00" high x 10.50" wide integrated switch box compartment. Supports 200 Lbs. **Finish:** Black Texture (BT) or Metallic Gray (MG). Includes all mounting hardware.



Catalog No.	Panel Width	Weight Lbs.
SA-1796	19.00"	12.3
SA-1798	23.00"	13.7

Sliding Keyboard/Mouse Shelf

Sliding keyboard shelf fits 19" and 23" panel width racks. Mouse pad slides out from underneath the shelf in either the right or left side. Takes up 2U (3.50") of panel space. Overall depth: 12.50". **Finish:** Black Texture (BT) or Metallic Gray (MG). Includes all mounting hardware.




Catalog No.	Panel Width	Max. Keyboard Width	Weight Lbs.
KS-1785	19.00"	16.00"	13.4
KS-1787	23.00"	20.50"	15.1

See our online rack and accessory selector guide at www.budind.com/rackguide.html

Power Outlet Strips


Power outlet strips can be used in cabinets, on walls or along work or test benches. Silver gray housings; no loose wires can come into contact with conductor wires. Strips snap into adjustable mounting clips. Grounding type 15 amp., 125 volt receptacles, 15 amp thermal-type circuit breaker with reset. 14 gauge, 3 wire, 6 foot power cord. All components UL approved.



Catalog No.	No. of Outlets	Length	Weight Lbs.
POS-4	4	17.50"	2.00
POS-6	6	12.25"	1.75
POS-7	7	48.00"	3.50
POS-9	9	60.00"	4.25
POS-11	11	72.00"	4.75

Surge Suppressed Power Outlet Strips

Provides protection to data or word processing equipment and other sensitive electrical equipment from sudden "spikes" or high energy voltage. Prevents equipment damage, lost or distorted data. Maximum surge current is 13000 amps, response time is < 5ns., 15 amp thermal type circuit breaker with reset. 14 gauge, 3 wire, 6 foot power cord, all components UL approved.



Catalog No.	No. of Outlets	Length	Weight Lbs.
POS-4-S	4	17.50"	2.00
POS-66	6	12.25"	1.75
POS-7-S	7	48.00"	3.50
POS-9-S	9	60.00"	4.25
POS-11-S	11	72.00"	4.75

Rackmount Power Outlet Strips-15 Amp

Designed for 19" panel space open and enclosed racks. These units are easily installed to the panel mounting surface of the racks. They provide instant power distribution from either the front or rear of the unit, and are offered in 8 outlet versions.



FEATURES

- 15 foot black 14/3 SJT power cord.
- 15 amp, 125 volt ratings.
- Circuit breaker and illuminated on/off switch on front panel.
- 1.75" high x 3.79" deep x 19.00" wide panel space.
- Meets UL 1363 and UL 1449 U.S. specifications.



Catalog No.	No. of Outlets	Outlet Location	Surge Protected	UL Surge Rating	Wt. Lbs.
POS-194-S	8	Rear	Yes	330V	3.75
POS-195-S	8	Front	Yes	330V	3.75

Rackmount Power Outlet Strips-20 Amp

Designed for 19" panel space open and enclosed racks. Units are easily installed to panel mounting surfaces. They provide instant power distribution from the front of the unit, and are available with one 8 outlet, 20 amp circuit.



FEATURES


- 15 foot black 12/3 SJT power cord with either a standard non-locking or a UL rated locking 3 contact plug, for each circuit.
- 20 amp, 125 volt circuit ratings.
- Circuit breaker and neon light on front panel for each circuit.
- 1.75" high x 2.37" deep x 19.00" wide panel space.
- Meets UL 1363 specifications.



Catalog No.	No. of Circuits	No. of Outlets/ Circuits	Outlet Location	Type of Plug	Wt. Lbs.
POS-201	1	8	Front	Non-locking	5
POS-202	1	8	Front	Locking	5

Triangular Mounting Brackets

Heavy gauge steel; .75" flanges support chassis. Sold in pairs.




Catalog No.	Height	Depth	Weight Lbs.
MB-1266	5.00"	5.00"	.50
MB-1267	7.00"	7.00"	1.00
MB-1268	9.00"	9.00"	1.50

See our online rack and accessory selector guide at www.budind.com/rackguide.html

Sliding Drawer

Fit cabinets with 19" panel width. Front panel height, 8.75". Supports heavy loads even when fully extended. Requires two pairs of panel mounting rails per cabinet rack. **Panel Finishes:** White Texture (WH), Metallic Gray (MG) and Black Texture (BT).



Catalog No.	Size Inside	Wt. Load Lbs.	Weight Lbs.
D-1722	16.56" x 6.31" x 16.18"	120	23
D-1723	16.56" x 6.31" x 19.18"	92	24

Desktop Drawer

Front panel height, 3.50". Hinged drawer top has plastic laminate bonded to aluminum. Requires two pairs of panel mounting rails per cabinet rack. Supports 92 Lbs. **Panel Finishes:** White Texture (WH), Black Texture (BT) and Metallic Gray (MG)




Catalog No.	Size Inside	Weight Lbs.
DD-2363	16.87" x 13.87" x 3.00"	23

Hinged Patch Panel Bracket

These wall or rack mounted brackets accommodate all popular patch panel sizes and allow ready access to the rear of the panel. Features:

Wall or 19" rack mountable. Heavy duty 16-gauge steel construction. Welded-on heavy duty hinge. **Finish:** Black Texture (BT). EIA spaced panel mounting holes. Three cable access knockouts in back panel.



Catalog No. A = 5.00"	Catalog No. A = 8.00"	Panel	Weight Lbs.
HWB-1790		3.50"	3
HWB-1792	HWB-2792	7.00"	5

Heavy Duty Open Rack Shelf

Center mounted shelf mounts between the upright rails of all standard 19" panel width open racks. Offered in ventilated and non-ventilated versions, shelf is 19.00" deep and 5.25" high. Rugged 16-gauge steel construction. Supports 200 Lbs. **Finishes:** Black Texture (BT) or Metallic Gray (MG)



Catalog No.	Panel Width	Version	Wt. Lbs.
SA-1765	19.00"	Non-Ventilated	7
SA-1766	19.00"	Ventilated	7

Economizer Desktop

Supports 200 pounds. Easy to install: Just bolt pre-slotted, adjustable support channels to cabinet rack's mounting rails. Fits all cabinet depths. 18.00" deep, plastic laminated top. Requires two pairs of panel mounting rails per cabinet rack. **Finish:** Antique White




Catalog No.	Application	Width	Weight Lbs.
DT-17400	1-BAY	22.00"	19.25

See our online rack and accessory selector guide at www.budind.com/rackguide.html

Equipment Shelf-Open Rack

Open rack shelves fit 19" wide panel spaces and 5.25" panel height. Shelves are one-piece, 16 gauge steel and are flanged for added support. They are offered in non-ventilated and ventilated versions, and include all mounting hardware. Supports 150 Lbs. **Finishes:** Metallic Gray (MG), Black Texture (BT)




Catalog No.	Type	Width	Depth	Est. Wt. Lbs.
SA-1748	Non-Ventilated	17.62"	10.00"	5.5
SA-1749	Ventilated	17.62"	10.00"	5.5
SA-1750	Non-Ventilated	17.62"	15.00"	8
SA-1751	Ventilated	17.62"	15.00"	8
SA-1752	Non-Ventilated	17.62"	20.00"	10.5
SA-1753	Ventilated	17.62"	20.00"	10.5

Shelf Assembly

May be attached over panel or direct to panel or direct to panel mounting rails. Overall height 7.00". Hardware furnished.

Finishes: Gray Texture (GT) and Royal Blue texture (RB).




Catalog No.	Depth	Width	Wt. Lbs.
SA-1719	16.00"	22.00"	13.25
SA-1720	20.00"	22.00"	15.25

Sliding Desktop


Requires only 1.75" panel space. Working area, 12.00" x 15.75". Supports 50 lbs., plastic laminate surface. Ball-bearing slide mechanism. Locks in open position.

Panel Finishes: White Texture (WH), Metallic Gray (MG) and Black Texture (BT); Top surface is antique white. Requires two pairs of panel mounting rails per cabinet rack.



Catalog No.	Surface Area		Panel	Wt. Lbs.
	Width	Depth		
60-2361	15.75"	15.37"	19.00" x 1.75"	11.00

Stationary Shelves Ventilated




Stationary shelves, available in ventilated and non-ventilated versions, fit 19" and 24" wide panel spaces and all cabinet rack depths. Shelves are one-piece, 16-gauge steel with flanged front and rear to support up to 200 lbs. All shelves come with necessary mounting hardware. Additional brackets are furnished to allow flexibility in mounting. Shelves allow sufficient room in rear for cables and power outlet strips. Requires two pairs of panel mounting rails per cabinet rack. **Finish:** Smooth Black

Ventilated

Catalog No.	CABINET RACKS		SHELVES		
	Panel Width	Max. Clear Inside Depth	Width	Depth	Approx. Wt. Lbs
SH-2383	19.00"	17.00"	17.90"	14.25"	6
SH-2384	19.00"	20.50"	17.90"	17.75"	7
SH-2385	19.00"	24.00"	17.90"	21.25"	8.25
SH-2386	19.00"	29.25"	17.90"	26.50"	9
SH-2483	24.00"	17.00"	22.90"	14.25"	7.5
SH-2484	24.00"	20.50"	22.90"	17.75"	8.25
SH-2485	24.00"	24.00"	22.90"	21.25"	10.25
SH-2486	24.00"	29.25"	22.90"	26.50"	11.25

Stationary Shelves Non-Ventilated




Non-Ventilated

Catalog No.	CABINET RACKS		SHELVES		
	Panel Width	Max. Clear Inside Depth	Width	Depth	Approx. Wt. Lbs
SH-2379	19.00"	17.00"	17.90"	14.25"	7
60-2380	19.00"	20.50"	17.90"	19.25"	7.5
60-2381	19.00"	24.00"	17.90"	22.75"	8.5
SH-2382	19.00"	29.25"	17.90"	26.50"	10.75
SH-2479	24.00"	17.00"	22.90"	14.25"	8.5
SH-2480	24.00"	20.50"	22.90"	17.75"	9.75
SH-2481	24.00"	24.00"	22.90"	21.25"	12
SH-2482	24.00"	29.25"	22.90"	26.50"	13.5

Adjustable Shelf-Open Rack


Open rack shelves fit 19.00" and 23.00" wide panel spaces. Shelves are 16 gauge steel and are flanged for added support. Shelves are adjustable for depth within rack, and come with all mounting brackets and hardware. Supports 150 Lbs.

Finishes: Metallic Gray (MG) or Black Texture (BT)



Catalog No.	Width	Depth	Wt. Lbs.
SA-1278	17.62"	16.00"	8.3
SA-1279	17.62"	20.00"	9.3
SA-1378	21.62"	16.00"	10
SA-1379	21.62"	20.00"	11

Sliding Shelves Ventilated



Sliding Shelves Non-Ventilated



Sliding shelves, available in ventilated and non-ventilated versions, fit 19" and 24" wide panel spaces and all cabinet rack depths. Shelves are 16-gauge steel and flanged on all four sides for added support. Universal mounting brackets allow flexibility in mounting. Shelves allow sufficient room in rear for cables and power outlet strips. Requires two pairs of panel mounting rails per cabinet rack. **Finish:** Smooth Black

Ventilated

CABINET RACKS			SHELVES				
Catalog No.	Panel Width	Max. Clear Inside Depth	Width	Depth	Load Rating Lbs.	Travel	Approx. Wt. Lbs
SH-2391	19.00"	17.00"	17.00"	14.25"	140	8.00"	8.75
SH-2392	19.00"	20.50"	17.00"	17.75"	120	12.00"	9.75
SH-2393	19.00"	24.00"	17.00"	21.25"	92	15.00"	12
SH-2394	19.00"	29.25"	17.00"	26.50"	70	19.00"	13.5
SH-2491	24.00"	17.00"	22.00"	14.25"	140	8.00"	10
SH-2492	24.00"	20.50"	22.00"	17.75"	120	12.00"	11.5
SH-2493	24.00"	24.00"	22.00"	21.25"	92	15.00"	14
SH-2494	24.00"	29.25"	22.00"	26.50"	70	19.00"	15.75

Non-Ventilated

CABINET RACKS			SHELVES				
Catalog No.	Panel Width	Max. Clear Inside Depth	Width	Depth	Load Rating Lbs.	Travel	Approx. Wt. Lbs
SH-2387	19.00"	17.00"	17.00"	14.25"	140	8.00"	9.5
SH-2388	19.00"	20.50"	17.00"	17.75"	120	12.00"	11
SH-2389	19.00"	24.00"	17.00"	21.25"	92	15.00"	13.25
SH-2390	19.00"	29.25"	17.00"	26.50"	70	19.00"	15.5
SH-2487	24.00"	17.00"	22.00"	14.25"	140	8.00"	11.25
SH-2488	24.00"	20.50"	22.00"	17.75"	120	12.00"	12.75
SH-2489	24.00"	24.00"	22.00"	21.25"	92	15.00"	15.5
SH-2490	24.00"	29.25"	22.00"	26.50"	70	19.00"	18

Dual Sliding Shelf


Two independent sliding shelves mounted side-by-side within a 19" panel width. Ideal for installing computer towers or UPS systems in an open or enclosed rack. Each shelf will support 90# and lock in the extended position. **Finish:** Black



Catalog No.	PANEL SPACE		INDIVIDUAL SHELF		
	Width	Depth	Width	Depth	Wt. Lbs.
SH-2397	19.00"	22.75"	8.33"	14.92"	24.7

Universal Stationary Shelf


Vented shelf fits standard 19" panel space cabinet racks, and is made out of 16-gauge steel with flanged front and rear to support up to 200 lbs. Comes with all mounting hardware to mount to panel mounting rails. Requires two pairs of panel mounting rails. **Finish:** Black.



Catalog No.	Size	Wt. Lbs.
SH-8190	17.5" x 31" Deep	11.0

Heavy Duty Sliding Shelf


Heavy duty, vented sliding shelves fit standard 19" panel space cabinet racks. They are made out of 16-gauge steel and are flanged on all four sides for added support. Comes with all hardware necessary for mounting to panel mounting rails. Requires two pairs of panel mounting rails. **Finish:** Black.



Catalog No.	Size	Travel	Load Rating Lbs.	Wt. Lbs.
SH-8195	17.5" x 31" Deep	30"	240	29.0
SH-8196	17.5" x 39" Deep	36"	224	34.0

Tool-Less Shelf

Easily installed into any 19" panel width cabinet rack, with four standard Bud panel mounting rails, but without the need for tools. Mounting brackets attach to rails with supplied thumbscrews, and present a sturdy platform for the drop-in shelf. Supports 150# of equipment. **Finish:** Smooth Black



Catalog No.	Size	Est. Wt. (lbs.)
SH-1730	16.68" x 23" Deep	11.0

Monitor Shelf with Fold-up Keyboard


Open rack shelf fits in 19" wide x 15.75" high panel spaces. Constructed of heavy gauge steel. Keyboard shelf folds up in front of the monitor when not in use, and accepts most keyboards up to 18.87" wide. Comes with detachable mouse pad. **Finish:** Black Texture (BT)



MONITOR			KEYBOARD		
Catalog No.	Width	Depth	Width	Depth	Wt. Lbs.
SA-1746	17.50"	16.87"	18.87"	10.15"	22.0

Sliding Keyboard Shelf

Sliding shelf fits into any 19" panel width cabinet or rack yet still accepts all standard PC and most custom keyboards up to 23" wide. Ample storage space for keyboards, mouse, and manuals. Convenient adjustable mouse and/or notepad panel. **Finish:** Black



Catalog No.	Panel Width	Max. Keyboard Width	Wt. Lbs.
KS-1788	19.00"	23.00"	18.5

Standard Panels

For all cabinets, cabinet racks, relay racks and small enclosures, where applicable.



"Surface Shield" Panels, SFA-Series

Mill finish aluminum alloy panels. White, pressure-sensitive paper on one side protects and provides surface for laying out drilling or punching position. Available in .12" thickness; 19.00" width.

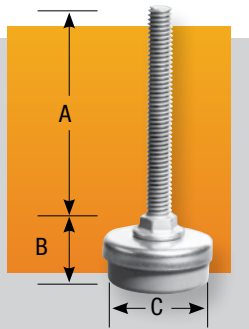
Standard Aluminum and Hard Aluminum Panels, PA Series

.12" standard aluminum alloy (3003-H14), and .12" hard aluminum alloy (6061-T6) in 19" panel width.

Panel Height	19-INCH PANELS					
	SURFACE SHIELD ALUMINUM		PA SERIES ALUMINUM			
	.12" Thick (3003-H14)		.12" Thick (6061-T6)		.12" Thick (3003-H14)	
	Catalog No.	Weight Lbs.	Catalog No.	Weight Lbs.	Catalog No.	Weight Lbs.
1.75"	SFA-1831	.37	PA-1131	.37	PA-1101	.37
3.50"	SFA-1832	.75	PA-1132	.75	PA-1102	.75
5.25"	SFA-1833	1.12	PA-1133	1.12	PA-1103	1.12
7.00"	SFA-1834	1.75	PA-1134	1.75	PA-1104	1.75
8.75"	SFA-1835	2.00	PA-1135	2.00	PA-1105	2.00
10.50"	SFA-1836	2.50	PA-1136	2.50	PA-1106	2.50
12.25"	SFA-1837	2.75	PA-1137	2.75	PA-1107	2.75
14.00"	SFA-1838	3.25	PA-1138	3.25	PA-1108	3.25
15.75"	SFA-1839	3.62	PA-1139	3.62	PA-1109	3.62
17.50"	SFA-1840	4.00	PA-1140	4.00	PA-1110	4.00
19.25"	SFA-1841	4.25	PA-1141	4.25	PA-1111	4.25
21.00"	SFA-1842	5.00	PA-1142	5.00	PA-1112	5.00
	Mill Finish		White Texture (WH) Metallic Gray (MG)		White Texture (WH) Metallic Gray (MG) Black Texture (BT)	

Stem Levelers

Stem levelers. Zinc-plated steel cap and stem; 3/8-16 thread. RL-7766, rubber base. RL-7767 nylon base. RL-7771 nylon base. RL-7766 and RL-7767 furnished with 2 height adjusting nuts. RL-7770 Leveler kit consists of two levelers and mounting brackets. Used on Economizer. 200 lb. load rating (all).



Catalog No.	A	B	C	Load Rating Ea. Lbs.	Wt. ea. Lbs.
RL-7766	3.00"	1.00"	1.50"	200	.20
RL-7767	3.00"	.75"	1.62"	200	.20
RL-7771	2.00"	.75"	1.62"	200	.10
RL-7770		KIT		200	2.00

Casters

Extra-heavy-duty, for use on Bud open and enclosed cabinet racks. Ball-bearing wheels made of hard tread composition.

Casters are priced, sold and packaged in quantities of two with all necessary mounting hardware included.



Catalog No.	Height	Wheel Material	Load Rating Ea. Lbs.	Weight Lbs.
RC-7758-PR	3.25"	Hard Rubber	200	2
RC-7764-PR	3.50"	Nylon	550	3

Casters

Ball-bearing, swivel type. Wheels are hard tread rubber, 4.00" diameter x 1.25" wide. Available with or without side brake and come with formed 12-gauge adapter mounting brackets. Mount in all cabinet racks that currently accept RC-7758-PR casters. Increase overall height of cabinet by approximately 4.00". Casters are priced, sold, and packaged in pairs with all necessary mounting hardware included.




Catalog No.	Description	Load Rating Lbs.	Est. Weight Lbs.
RC-7761-PR*	w/ locking brake	240	7
RC-7762-PR	w/o locking brake	240	7

* Shim kit (7761-KIT) required when using with 60-Series and 2000-Series cabinets.

Rubber & Plastic Feet

F-8038 Self-adhesive sponge rubber pad. Can be applied to any surface. .75" diameter x .12" thick.



F-9653 Top-grade rubber. Fits into .43" Dia. hole. Press-fit holds it firmly into place.




F-7264-A Made of high-grade black plastic supplied with mounting hardware. Plastic portion is .75" diameter x .37" high.



F-7800-A Same as F-7264-A except plastic portion is .87" diameter x .50" high.

F-3581 Rubber feet with self-adhesive backing. Can be applied to any surface. .50" sq. x .21" high.



F-3599 Same as F-3581 except size is .81" sq. x .31" high.

Screws/Nuts/Washers

Catalog No.	Description
295	10-32 cage nut, zinc plate
307	12-24 cage nut, zinc plate
851-DLH	M6 cage nut, zinc plate
W-1573	.12" thick, nylon washer. Outside diameter same as Bud panel mounting screws. Inside diameter accepts both #10 & #12 screws. Natural color. Sold in packages of 25.
3313	6-32 x .50" flat head Phillips swage-form steel screw. Zinc plate.
7346	10-32 x .62" Phillips, truss head, steel machine screw. Zinc plate. For mounting panels.
9260	12-24 x .50" Phillips, truss head, steel machine screw. Zinc plate.
9261	M6 x 16mm screw
9621	12-24 U-type clip nut. Steel, black finish.

HANDLES

Styled for all types of applications, designed for long wear; quality construction equals that of high-priced counterparts.

H-9110-B Chrome Plated.
Mounting Centers: 6.00".
Hardware: (2) 10-32 x .37" screws.
Hand Clearance: 1.25".
Material: .37" dia. steel, angular formed.



H-9111-B Chrome Plated.
Mounting Centers: 4.00".
Hardware: (2) 10-32 x .37" screws.
Hand Clearance: .93".
Material: .37" dia. steel.



H-9112-B Chrome Plated.
Mounting Centers: 6.00".
Hardware: (2) 10-32 x .37" screws.
Hand Clearance: .93".
Material: .37" dia. steel.



H-9113-B Chrome Plated.
Mounting Centers: 8.00".
Hardware: (2) 10-32 x .37" screws.
Hand Clearance: .93".
Material: .37" dia. steel.



H-9114-B Chrome Plated.
Mounting Centers: 8.00".
Hardware: (2) 1/4"-28 x .50" screws.
Hand Clearance: 1.50".
Material: .50" dia. steel.




H-9116-B Chrome Plated.
Mounting Centers: 6.00".
Hardware: (2) 1/4"-28 Hex nuts.
Hand Clearance: .93".
Material: .37" dia. steel.




H-9170-B Clear anodized aluminum.
Mounting Centers: 2.75".
Hardware: (2) 8-32 x .62" screws.
Hand Clearance 1.18"



H-9174-B Clear anodized aluminum.
Mounting Centers: 4.00".
Hardware: (2) 8-32 x .37" screws.
Hand Clearance 1.09"



H-9176-B Clear anodized aluminum.
Mounting Centers: 3.25".
Hardware: (2) 8-32 x .37" screws.
Hand Clearance .75"



H-9160-B Chrome Plated.
Mounting Centers: 3.50".
Hardware: (2) 1/4"-28 Hex nuts.
Hand Clearance 1.68".
Material: .37" dia. steel.



H-9161-B Chrome Plated.
Mounting Centers: 5.25".
Hardware: (2) 1/4"-28 Hex nuts.
Hand Clearance 1.68".
Material: .37" dia. steel.




H-9166-B, H-9168-B
Finish: Chrome Plated.
Mounting Centers: H-9166-B: 1.90".
H-9168-B: 3.00".
Hardware: (2) 6-32 x .50" screws.
Hand Clearance: 1.00".
Material: 25" dia. brass.




H-9177-B Clear anodized aluminum.
Mounting Centers: 4.37".
Hardware: (2) 8-32 x .37" screws.
Hand Clearance .75"



H-9179-B Clear anodized aluminum.
Mounting Centers: 4.00".
Hardware: (2) 8-32 x .37" screws.
Hand Clearance .62"




H-9180-B Clear anodized aluminum.
Black trim. Mounting Centers: 4.00".
Hardware: (2) 8-32 x .25" screws.



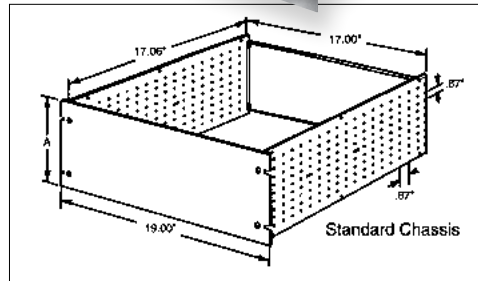

H-9183-B Clear anodized aluminum.
Mounting Centers: 4.56".
Hardware: (2) 8-32 x .37" screws.
Minimum hand Clearance 1.09"



LH-9358 Non-Locking Latch Handle
Interchangeable with existing key lock
used on Series 60, Economizer, Series
2000 Doors.



RACK MOUNT CHASSIS



Side Panel mounting holes are punched on .87" grid to allow total flexibility in mounting of components. Rear Panel is fully adjustable from front to rear. Standard 19.00" Front Panels feature "Surface Shield" protection, which provides surface for laying out drilling and punching positions.

DESIGN FEATURES

- Included in standard chassis:
- Front Panel - .12" thick mill finish aluminum with "Surface Shield" protection.
- Side & Rear Panels - .09" aluminum.
- Finish - Natural. Other finishes available on request.
- Shipped unassembled with all necessary assembly hardware.
- 25 lb equipment load rating.
- 50 lb equipment load rating when using rear mounting bracket.

OPTIONAL ACCESSORIES

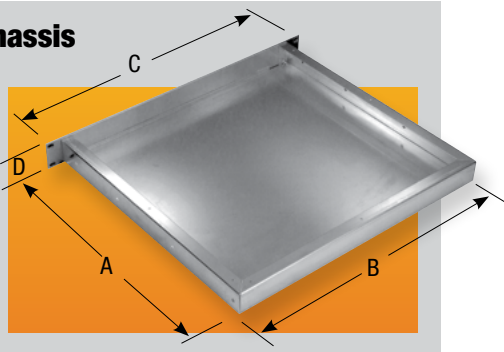
- Internal Chassis - .09" aluminum, natural finish. (see chart for Cat. Nos.) Can be mounted vertically or horizontally.
- Handles - Chrome plated steel (see chart for Cat. Nos). 2 Required
- Solid Top or Bottom Cover - .05" aluminum, natural finish. Can also be used on bottom as full depth chassis for mounting components.
- Ventilated Top or Bottom Cover - .05" aluminum, natural finish, .12" x .75" slots for maximum ventilation.
- Slides - Two-piece slide, 20.00" long with 15.00" travel. Supplied in pairs. (Order mounting brackets BAS-5106 separately.) Requires two pairs of panel mounting rails.
- Rear Mounting Brackets - 16 GA. steel used to support rear of chassis. Requires two pairs of panel mounting rails.

Catalog Number	Height A	Depth B	Weight Lbs.	Internal Chassis	Weight (Lbs.)	Handles	OPTIONAL ACCESSORIES			
							Solid Top or Bottom Cover	Ventilated Top or Bottom Cover	Slides (Pair)	Rear Mounting Bracket
RM-14212	5.25"	17.06"	4.25	C-14242	.75	H-9160-B				
RM-14213	7.00"	17.06"	5.25	C-14243	1.00	H-9111-B	TBC-14252 Wt. 1.50 Lbs.	TBC-14262 Wt. 1.25 Lbs.	AS-5002-A Wt. 2.30 Lbs.	
RM-14214	8.75"	17.06"	6.50	C-14244	1.50	H-9112-B				
RM-14215	10.50"	17.06"	7.75	C-14245	1.75	H-9113-B				
RM-14222	5.25"	22.00"	4.75	C-14242	.75	H-9160-B			AS-5002-A Wt. 2.30 Lbs.	MB-14273 Wt. 2.00 Lbs.
RM-14223	7.00"	22.00"	5.90	C-14243	1.00	H-9111-B	TBC-14253 Wt. 2.00 Lbs.	TBC-14263 Wt. 2.305 Lbs.	AS-5004 Wt. 2.9 Lbs.	
RM-14224	8.75"	22.00"	7.75	C-14244	1.50	H-9112-B				
RM-14225	10.50"	22.00"	8.75	C-14245	1.75	H-9113-B				

Small Rack Mount Chassis

Five sizes of aluminum rack mount chassis. 1U and 2U versions, in three different depths. Adaptable for slide mounting. Requires two pairs of panel mounting rails when used with slides.

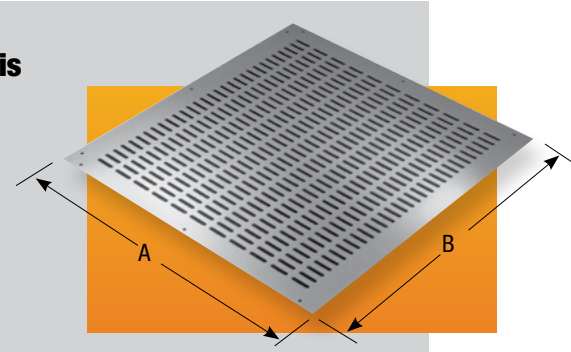
Panels are .10" thick aluminum. Chassis are .05" thick aluminum.



Catalog No.	Weight Lbs. (Approx.)	A	B	C	D
CH-14400	1.00	4.00"	17.00"	19.00"	1.75"
CH-14401	1.50	8.00"	17.00"	19.00"	1.75"
CH-14402	2.50	16.00"	17.00"	19.00"	1.75"
CH-14403	2.00	8.00"	17.00"	19.00"	3.50"
CH-14404	3.00	16.00"	17.00"	19.00"	3.50"


Small Rack Mount Chassis Cover

Ventilated chassis covers in .05" thick aluminum.



Catalog Number		Weight Oz. (Approx.)	A	B
Ventilated Cover	Solid Cover			
C-14430	C-14440	5.0	4.00"	17.00"
C-14431	C-14441	8.5	8.00"	17.00"
C-14432	C-14442	17.0	16.00"	17.00"

VALULINE SERIES



This Bud series has, for years, been one of the most requested by industry. The reasons: it's well styled, it's quality constructed, it's economical, and it's versatile — can be used independently or in a standard EIA 19" cabinet.

DESIGN FEATURES

Front panel, 0.125" thick aluminum. Side panel, 0.09" thick aluminum; base, rear and top, 0.05" aluminum; handles, aluminum extrusions. Two detachable 11 gauge steel rack mounting brackets and rubber feet included. Accessory bails available. Shipped unassembled. Supports 25# equipment load.

BONUS FEATURES

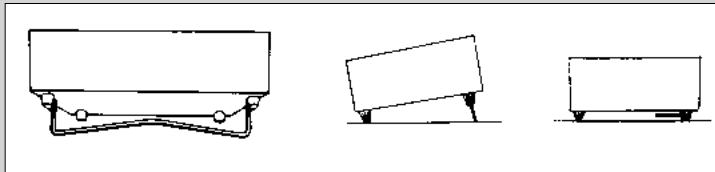
Adhesive-backed PVC protects front panel and provides surface for laying out position for drilling or punching. Some sizes available without handles.

FINISHES

- Sides, White Texture (WH), rear and top, Smooth White.

BAILS

Catalog No.	Width	Wt. Oz.
BC-14210	10.00"	3.8
BC-14215	15.50"	4.2



Bail is attached to specially designed front feet. Necessary hardware including two rear feet furnished with bail.

Bail in upright position tilts the cabinet.

Bail in retracted position fits into clearance provided by feet.

Catalog Number		Panel Height (A)	Width (B)	Depth (C)	Est. Wt. lbs.
Without Handles	With Handles				
NHC-14150	—	1.75"	8.50"	8.00"	1.7
NHC-14151	HC-14097	1.75"	17.00"	8.00"	3.0
NHC-14152	HC-14098	1.75"	17.00"	13.00"	4.8
NHC-14153	—	3.50"	8.50"	8.00"	2.3
NHC-14154	HC-14099	3.50"	17.00"	8.00"	4.3
—	HC-14100	3.50"	12.75"	13.00"	6.6
NHC-14155	HC-14101	3.50"	17.00"	13.00"	7.5
—	HC-14102	5.25"	12.75"	13.00"	8.5
NHC-14156	HC-14103	5.25"	17.00"	13.00"	9.3
NHC-14157	HC-14104	7.00"	17.00"	13.00"	10.8
—	HC-14105	8.75"	17.00"	13.00"	14.2
—	HC-14106	10.50"	17.00"	13.00"	14.4
—	HC-14107	10.50"	17.00"	15.00"	15.8
—	HC-14108	12.25"	17.00"	15.00"	16.9
—	HC-14109	14.00"	17.00"	15.00"	18.6

RACK MOUNT BOX



Bud's Rack Mount Boxes were developed to house electronic components in a nonconductive 1U-, 2U-, or 3U-high plastic housing, which is 19" rack mountable to EIA standards. Unique construction allows for easy conversion into a desktop configuration.

DESIGN FEATURES

- Durable ABS plastic with a UL94-HB flammability rating
- Usable in either a desktop or a rack mount configuration
- Available in three popular heights: 1U, 2U, and 3U
- Fully ventilated side panels provide maximum cooling of internal components
- Internal PCB mounting bosses
- 5 lb equipment load

Catalog No.	Overall Dimensions H x W x D	Weight Oz.
PRM-14460	1.75" (1U) x 19.00" x 8.00"	32.4
PRM-14462	3.50" (2U) x 19.00" x 8.00"	40.5
PRM-14464	5.25" (3U) x 19.00" x 8.00"	48.6

CABINETS

WALL MOUNT CABINET EMPEROR SERIES



The Wall Mount Cabinet Emperor Series is a high-style, high-feature enclosure that provides three-section flexibility at a value price.

DESIGN FEATURES

- Sturdy and durable steel construction. Mounting rails – 18 ga., other parts 20 ga.
- Furnished completely assembled with tempered glass front door and removable sides
- 130 lb. weight capacity
- EIA 310 compliant for 19" mount equipment
- Two pairs of fully adjustable panel mounting rails are included in the center section. One fixed pair of mounting rails is included in the rear section
- One ventilated shelf provided
- Includes two fans installed in the top of the center section
- Slots with readily removable covers are provided in the top and bottom of the rear section for easy cable installation
- Sides are readily removable but come with key lock and with ventilation at top and bottom of cabinet
- 4 mounting slots provided in rear unit for rapid wall mounting
- Other sizes and modifications are available upon request

FINISH

- Black textured powder coating (easy to clean)

Catalog No.	Panel Space (inches)	"U"	Overall Dimensions (width × depth × height) (inches)	Center Section Depth (inches)	Wt. (Lbs.)	Add'l Shelves	Shelf Wt. (Lbs.)
WM-5601	19.00 × 21.00	12	23.62 × 15.75 × 25.00	12	85		
WM-5604	19.00 × 33.25	19	23.62 × 15.75 × 37.25	12	111	SH-12703	1.81
WM-5606	19.00 × 47.25	27	23.62 × 15.75 × 51.34	12	140		
WM-5611	19.00 × 21.00	12	23.62 × 21.65 × 25.00	17.9	115		
WM-5614	19.00 × 33.25	19	23.62 × 21.65 × 37.25	17.9	143	SH-12704	2.38
WM-5616	19.00 × 47.25	27	23.62 × 21.65 × 51.34	17.9	175		

• Contact the factory for other sizes and finishes and modifications

CABINETS

VISIONCAB



FRONT VIEW



REAR VIEW STYLE A

DESIGN FEATURES


- Highly styled and versatile steel cabinet suitable for housing a variety of 19" panel width and EIA-310 compatible equipment.
- Four adjustable L-shaped mounting rails with square holes on EIA spacing; rails will accept either #12-24 (Bud #307) or M6 (#851-DLH) cage nuts.
- Supplied with See-Thru removable front door with tempered glass window.
- Supplied with one fixed ventilated steel shelf.
- Solid steel removable side panels.
- Style A (no suffix) has closed rear (no rear access) with secure wall-mounting brackets.
- Style B (-B suffix) has removable rear panel (rear access).
- Equipped with 110V AC, 65 CFM exhaust fan for cooling.
- Cable access holes on top and bottom.
- Supplied with steel wall-mounting bracket.
- Four mar-resistant feet on bottom surface.
- **Finish:** Smooth Black Powder Coating

ACCESSORIES

VisionCab will accept most of Bud's standard 19" panel space accessories. Call factory for details.

Catalog No.	External Dimensions H × W × D	Usable Dimensions H × D	Panel Space Height Inches	U	Cabinet Wt. (Lbs.)	Add'l Fixed Ventilated Shelf Catalog No.	Shelf Wt. (Lbs.)
VC-9920	14.49" × 23.62" × 17.72"	11.38" × 11.22"	10.50"	6	50		
VC-9921	19.72" × 23.62" × 17.72"	16.61" × 11.22"	15.75"	9	57		
VC-9922	25.00" × 23.62" × 17.72"	21.89" × 11.22"	21.00"	12	69	SH-12704	4
VC-9923	30.27" × 23.62" × 17.72"	27.16" × 11.22"	26.25"	15	80		
VC-9924	35.40" × 23.62" × 17.72"	32.29" × 11.22"	31.50"	18	89		
VC-9930	14.49" × 23.62" × 23.62"	11.38" × 17.12"	10.50"	6	56		
VC-9930-B	14.49" × 23.62" × 23.62"	11.38" × 17.12"	10.50"	6	56		
VC-9931	19.72" × 23.62" × 23.62"	16.61" × 17.12"	15.75"	9	66		
VC-9931-B	19.72" × 23.62" × 23.62"	16.61" × 17.12"	15.75"	9	66		
VC-9932	25.00" × 23.62" × 23.62"	21.89" × 17.12"	21.00"	12	83	SH-12705	5
VC-9932-B	25.00" × 23.62" × 23.62"	21.89" × 17.12"	21.00"	12	83		
VC-9933	30.27" × 23.62" × 23.62"	27.16" × 17.12"	26.25"	15	100		
VC-9933-B	30.27" × 23.62" × 23.62"	27.16" × 17.12"	26.25"	15	100		
VC-9934	35.40" × 23.62" × 23.62"	32.29" × 17.12"	31.50"	18	117		
VC-9934-B	35.40" × 23.62" × 23.62"	32.29" × 17.12"	31.50"	18	117		

NARROW WALL MOUNT NETWORK CABINET



This value-priced network cabinet is designed for security, functionality, and fast installation. Ideal for housing network components such as patch panels in areas with limited space.

DESIGN FEATURES

- Available in two sizes: 23" high x 6" deep or 23" high x 12" deep
- EIA 310D compliant for 19" rack-mount equipment
- Sturdy and durable 16-gauge steel construction
- Furnished completely assembled with tempered glass front door with key lock and ventilation slots
- Front door can be mounted hinged left or right
- Readily removable gland plate in the top and bottom for easy cable installation
- Four mounting slots provided in rear for rapid wall mounting

STYLE A

- Supplied with one pair of fully adjustable panel mounting rails
- Only 6" deep

STYLE B

- Supplied with two pairs of fully adjustable panel mounting rails
- Includes one ventilated and vertically adjustable shelf
- Includes two fans installed in the top

Catalog Number	Style	"U"	Overall Height	Overall Width	Overall Depth	Weight (lbs)
WNC-5631	A	12	23.62" (600mm)	23.62" (600mm)	5.93" (150mm)	34
WNC-5641	B	12	23.62" (600mm)	23.62" (600mm)	11.86" (300mm)	59

MEGA NETWORK

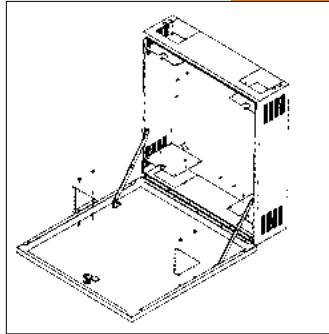
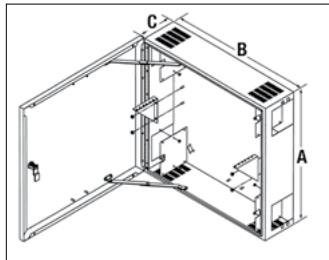


DESIGN FEATURES

- Multiple equipment mounting surfaces – stationary 5U vertical (hubs, routers, fiber) and swingdown 2U (patch panels)
- Accepts conduit and surface raceway
- Supports copper/fiber interfaces
- Ventilated sides
- Reversible key locking front door
- Internal grounding bar
- Wall mounting on 16" centers
- Finish: Off white - other colors available upon request.

Catalog Number	Panel Space		Overall Dimensions	Wt. Lbs.
	Swingdown	Stationary		
MNC-8085	3.50" (2U)	8.75" (5 U)	31.00"H x 25.00" W x 12.00" D	58.0

UNIVERSAL NETWORK



These welded steel cabinets are wall mountable in all four directions to adapt to all networking hub configurations.

DESIGN FEATURES

- Welded 18 ga. steel construction
- 19" EIA equipment brackets mount in either the cabinet body or cabinet door.
- Accepts equipment with up to 3.50" high panel space.
- Large cable access opening suitable for most non-metallic cableways.
- Lockable front door for security.
- Popular Sand Texture finish is standard.
- Mounts to wall on 16" centers.

OPTIONAL ACCESSORIES

- Cable take-up reel - UN-8086 (Wt. Lbs. 1.0)

Catalog Number	A	B	C	Wt. Lbs.
UN-8080	21.00"	22.00"	6.00"	28

CLASSIC II



Whether used independently or as a companion to the Classic II cabinet rack, the design of this distinctive cabinet harmonizes perfectly with the most sophisticated systems. While it's portable, it is equally effective for permanent installations.

DESIGN FEATURES

- Top, bottom and side panels .05" aluminum. Frame, 6063-T5 aluminum extrusions.
- Accommodates 19.00" panels.
- Panel Mounting Rails have #10-32 tapped holes on EIA spacing (use #7346 screws - order separately)
- Panels not included but are available.
- Cabinet - 500# equipment load capacity Carrying Handles limited to 150# capacity

BONUS FEATURES

- Recessed handles are attached to two steel flanges extending the length of the cabinet. This added support ensures carrying safety.
- Two 16 gauge steel vertically adjustable chassis supports included.
- Shipped completely assembled.

FINISHES

- Gray Texture (GT) or Royal Blue Texture (RB). Available in other Bud textured finishes at no extra cost.

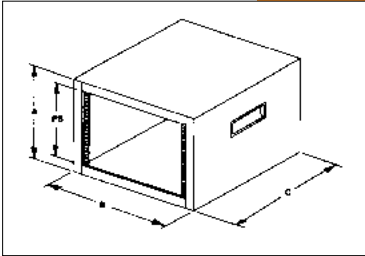
ACCESSORIES

- See pages 14-26

Catalog No.	Height	Panel Space	Wgt Lbs.
AGC-9268	8.81"	7.00"	30
AGC-9269	10.56"	8.75"	32
AGC-9270	12.31"	10.50"	33
AGC-9271	14.06"	12.25"	34
AGC-9272	15.81"	14.00"	35
AGC-9273	17.56"	15.75"	36
AGC-9274	19.31"	17.50"	37
AGC-9275	21.06"	19.25"	39
AGC-9276	22.81"	21.00"	40
AGC-9277	24.56"	22.75"	41
AGC-9278	26.31"	24.50"	42
AGC-9279	28.06"	26.25"	43
AGC-9280	29.81"	28.00"	45

(Clear inside depth 20.56", Overall depth 21.43", Overall width 20.81")

ECONOCAB



This portable cabinet offers the same built-in quality as other Bud cabinets at economy pricing not found anywhere else in the industry.

DESIGN FEATURES

- All welded 18-gauge steel construction.
- Stationary panel mounting rails resulting in a 14.50-inch clear inside depth. Rails have .28" dia. holes on EIA universal spacing. (Use #295 cage nuts and #7346 screws - order separately.)
- Accepts standard 19.00-inch wide panels.
- Available in 5 panel space heights.
- Snap-in handles and feet are included.
- Cabinet - 500# equipment load capacity Carrying Handles limited to 150#

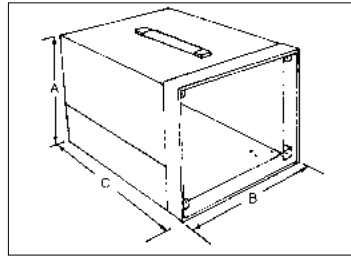
FINISHES

- Standard finishes are Black Texture (BT) or Sand Texture (S). Special colors are available on request.

Catalog Number	Panel Space PS	Height A	Width B	Depth C	Weight Lbs.
EC-9902	7.00"	9.06"	21.06"	15.50"	14.00
EC-9903	8.75"	10.81"	21.06"	15.50"	14.75
EC-9904	10.50"	12.56"	21.06"	15.50"	15.50
EC-9905	12.25"	14.31"	21.06"	15.50"	16.25
EC-9906	14.00"	16.06"	21.06"	15.50"	17.00

SMALL CABINETS

SHOWCASE



The design of this Bud unit makes it perfect for your portable instrumentation, yet the versatile, lightweight Showcase will do an effective job as a desktop instrument case, in systems or racks. Compounding its versatility is the fact that the Showcase comes in 9 sizes.

DESIGN FEATURES

Top, sides and bottom, .05" aluminum; front panel, .09"; rear panel, .05." Extruded aluminum frame. Side gussets provide added strength. Strong, flexible handle is recessed and secured firmly into top for safe handling. Carrying handles limited to 25# load capacity. Ventilation slots under handle.

BONUS FEATURES

Comes with front and rear panels and bail.

FINISHES

- Two color combination: Black Texture (BT) body with White frame; Royal Blue Texture (RB) with White frame.

Catalog No.	Height A	Width B	Depth C	Panel Space		Weight Lbs.
				Front	Rear	
BB-1800	6.43"	5.50"	11.00"	6.18" x 5.25"	6.00" x 5.15"	3.75
BB-1801	6.43"	8.31"	11.00"	6.18" x 8.04"	6.00" x 7.96"	4.00
BB-1802	8.18"	5.50"	11.00"	7.93" x 5.25"	7.87" x 5.15"	3.75
BB-1803	8.18"	8.31"	11.00"	7.93" x 8.04"	7.87" x 7.96"	5.50
BB-1804	8.18"	11.06"	11.00"	7.93" x 10.82"	7.87" x 10.87"	5.75
BB-1806	9.93"	8.31"	11.00"	9.68" x 8.04"	9.50" x 7.96"	5.25
BB-1807	9.93"	8.31"	15.00"	9.68" x 8.04"	9.50" x 7.96"	6.25
BB-1808	9.93"	11.06"	11.00"	9.68" x 10.82"	9.50" x 10.87"	6.00
BB-1809	9.93"	11.06"	15.00"	9.68" x 10.82"	9.50" x 10.87"	7.00

PLASTIC INSTRUMENT CASE



Catalog No.	External Dimensions			Internal Dimensions			Wt. Oz.
	A	B	C	D	E	F	
IP-6130	2.57"	8.85"	6.52"	2.37"	8.63"	6.23"	18.0
IP-6131	3.54"	8.85"	6.52"	3.30"	8.63"	6.23"	19.7
IP-6136	2.56"	10.20"	7.08"	2.32"	9.98"	6.79"	23.1
IP-6137	3.35"	10.20"	7.08"	3.15"	9.98"	6.79"	22.6
IP-6138	4.13"	10.20"	7.08"	3.93"	9.98"	6.79"	23.9

All boxes can be custom modified to your specifications.

These handsome instrumentation enclosures are not only lightweight and portable, but are also made out of economical ABS plastic. The adjustable handle allows for easy carrying and doubles as a tilt stand when used in a desktop configuration.

DESIGN FEATURES

- ABS plastic, UL94-HB flammability rating
- Adjustable plastic and aluminum handle
- Front and rear panels allow for easy modification
- Internal printed circuit board horizontal mounting bosses and vertical card guides

FINISH

- Light gray top and bottom covers
- Black front and rear end panels

ALUMINUM INSTRUMENT CASE



- Strong and stylish extruded aluminum body with plastic front and rear bezels
- Removable front and rear panels with protective plastic film allow for easy machining with protection from scratches
- Adjustable locking aluminum/plastic handle allows for multi-positional carrying and benchtop use
- Extruded internal grooves for horizontal mounting of circuit board, chassis, or panel
- Four scuff-resistant antiskid feet; front feet feature foldable bails
- **Finish:**
 Body: Fine textured earthtone powder coating
 Bezel: Light brown plastic
 Panels: Natural aluminum
 Handle: Light gray plastic/anodized aluminum finish
- Custom modifications available on request

Catalog No.	External Dimensions	Wt. (Lbs.)
	H × W × D	
IA-6160	2.72" × 8.27" × 12.93"	3.8
IA-6161	2.72" × 10.16" × 12.93"	4.4
IA-6162	4.92" × 8.27" × 12.93"	5.3
IA-6163	4.02" × 10.16" × 12.93"	5.6

UTILITY CABINETS

DESIGN FEATURES


- Available in 20 gauge steel or .04" aluminum. Sturdy, all-welded body.

BONUS FEATURES

- Economical cabinets have removable front and back panels.

FINISHES

- "CU" prefix: Steel with Metallic Gray (MG), "AU" prefix: Aluminum alloy in natural or Metallic Gray (MG). If no suffix is specified, natural finish will be supplied in utility cabinets.



Bud can meet your special requirements by customizing any of our standard enclosures by punching, drilling, painting, finishing, and silk screening, quickly and economically.

Catalog No.	Height	Width	Depth	Wgt Lbs.
CU-883	4.00"	4.00"	2.00"	.75
CU-728	4.00"	5.00"	3.00"	1.00
CU-729	5.00"	6.00"	4.00"	1.75
CU-1098	6.00"	6.00"	6.00"	2.25
CU-1099	9.00"	6.00"	5.00"	3.00
CU-879	10.00"	8.00"	7.00"	3.25
CU-880	10.00"	10.00"	8.00"	6.25
CU-1124	12.00"	7.00"	6.00"	5.00
CU-881	12.00"	11.00"	8.00"	8.50
CU-882	15.00"	9.00"	7.00"	8.25
AU-1083	4.00"	4.00"	2.00"	.25
AU-1028	4.00"	5.00"	3.00"	.50
AU-1029	5.00"	6.00"	4.00"	.75
AU-1039	6.00"	6.00"	6.00"	1.00
AU-1040	9.00"	6.00"	5.00"	1.50



CONTOUR UTILITY

DESIGN FEATURES

- 20 gauge steel. Louvered rear panel. Rubber feet furnished.

BONUS FEATURES

- Removable flanged panels have rounded corners and edges to preserve the contoured styling of the highly versatile cabinet.


FINISH

- Gray Texture body (GT) with White Texture (WH) panels .

Catalog No.	Height	Width	Depth	Wgt Lbs.
CU-465	4.25"	6.25"	5.75"	2.00
CU-585	5.25"	8.25"	5.75"	3.00
CU-587	5.25"	8.25"	7.75"	3.50
CU-7125	7.25"	12.25"	5.75"	5.00
CU-7127	7.25"	12.25"	7.75"	5.75

TR-SERIES

With the TR, you'll give your instrumentation a look that sets it far apart from the conventional. Its styling and versatility makes the TR ideal for your application whether it be a portable enclosure, a desktop instrument case, or in systems.



DESIGN FEATURES

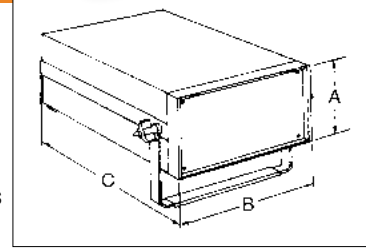
- Top and bottom, .05" aluminum; front panel, .09" aluminum. Extruded aluminum frame. Corner gussets for added support. Carrying handle may be used as tilting bail. Front panel, self-adhesive rubber feet and handle/bail included.

BONUS FEATURES


- Since chassis is reversible, two configurations are possible with one unit. Top and bottom easily removed for access to dust-free interior. Will accommodate an accessory chassis or .06" thick P.C. boards.

FINISHES

- Royal Blue Texture (RB) body with White frame and bail.



Catalog No.	Height (A)	Width (B)	Depth (C)	Panel Space	Wgt Lbs.
TR-6100	3.50"	8.31"	10.75"	3.25" x 8.04"	4.50
TR-6101	5.25"	8.31"	13.25"	5.00" x 8.04"	5.50
TR-6102	7.00"	11.06"	13.25"	6.75" x 10.82"	7.00
TR-6103	8.00"	12.00"	18.75"	7.75" x 11.04"	9.50



CONVERTA BOX

DESIGN FEATURES

- .05" aluminum. Welded base and two-sided cover attached with self-tapping screws.

BONUS FEATURES

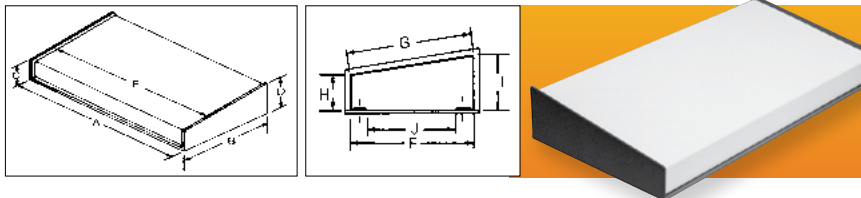
- Components or controls can be mounted to any surface.

FINISH

- Natural

Catalog No.	Height	Width	Depth	Wgt Lbs.
CU-341-A	1.50"	4.00"	3.00"	.50
CU-452-A	2.00"	5.00"	4.00"	.75
CU-482-A	2.00"	8.00"	4.00"	1.25
CU-592-A	2.50"	9.50"	5.00"	1.75
CU-622-A	2.50"	12.00"	6.00"	2.25
CU-712-A	2.50"	15.00"	7.00"	3.00

KEYBOARD ENCLOSURES



Catalog No.	A	B	C	D	E	F	G	H	I	J	Wt. (Lbs.)
KB-13200	7.21"	5.75"	1.71"	2.46"	7.00"	5.50"	5.54"	1.50"	2.25"	4.62"	1.2
KB-13201	12.84"	7.00"	1.84"	2.75"	12.62"	6.50"	6.56"	1.50"	2.37"	4.75"	2.4
KB-13202	17.46"	9.00"	1.84"	3.00"	17.25"	8.50"	8.57"	1.50"	2.62"	6.75"	3.4

GENERAL FEATURES

Finish: Base: Gray Texture (GT). **Cover:** Prepainted smooth white. Self-adhesive black rubber feet. Keyboards are shipped completely assembled.

KB-13200

- Base .09", cover .05" aluminum, two .50" knockouts in rear, 7°46' angle top. Weight 1 lb. 3 oz.

KB-13202

- Base .09", cover .05" aluminum, two .87" knockouts in rear, 7°32' angle top. Weight 4 lbs. 2 oz.

KB-13201

- Base .09", cover .05" aluminum, two .87" knockouts in rear, 7°40' angle top. Weight 2 lbs. 9 oz.

We can punch these enclosures to conform with your keyboard arrangements prior to forming. Prints available for your layouts.

SLIMCAB™ DESKTOP CABINETS



DESIGN FEATURES

- Cover .05" aluminum, panels .12" "Surface Shield" aluminum. Sides vented for cooling. Three sizes available, all 1U (1.75") high.

BONUS FEATURES

- Suitable for desktop or 19" rack mount use with optional brackets.

FINISHES

- Available in Sand Texture or Smooth Black (EBL).

Catalog No.	Description	Size	Wt. Lbs.
CS-11221	Cabinet	8.50" × 8.00"	1.50
CS-11225	Cabinet	17.00" × 8.00"	2.75
CS-11227	Cabinet	17.00" × 16.00"	4.50
CS-11230	Bracket		0.50

TRANSI-CASES



DESIGN FEATURES

- .04" aluminum body. Portable. Flush fitting .05" aluminum panel. Bright nickel-plated hardware. Black plastic handle. Plastic feet on base and back.

BONUS FEATURES


- Knobs, dials, switches, etc. protected by slide-off lid; 1.50" clearance above panel.

FINISHES

- Royal Blue Texture (RB) and Gray Texture (GT).

Catalog No.	Height	Width	Depth	Panel Space	Space Below Panel	Wgt Lbs.
TC-300	6.00"	10.06"	7.00"	9.00" × 5.93"	4.37"	2.50
TC-301	6.00"	11.50"	8.25"	10.43" × 7.25"	4.37"	3.25
TC-302	7.50"	13.00"	9.00"	11.93" × 7.93"	5.87"	4.00
TC-303	7.50"	16.50"	9.00"	15.43" × 7.93"	5.87"	4.75

SHADOW CABINETS



DESIGN FEATURES

- Tops, sides and bottom, 18 gauge steel. Panels, 16 gauge steel. Front, rear panels and bottom removable. Rubber feet furnished.

BONUS FEATURES

- Recessed front panel and beveled edges of body provide handsome styling, and prevent accidental movement of controls, knobs, switches, etc.

FINISH

- Metallic Gray (MG)

Catalog No.	Height	Width	Depth	Front Panel Space	Use Bud Alum. Chassis	Wgt Lbs.
SB-2140	8.00"	14.25"	10.00"	6.56" × 12.81"	AC-424	11.50
SB-2141	7.50"	13.25"	9.00"	6.06" × 11.81"	AC-407	9.75
SB-2142	9.50"	17.00"	11.00"	8.06" × 15.56"	AC-411	15.25
SB-2143	6.00"	15.50"	9.00"	4.56" × 14.06"	AC-409	9.50

SMALL CABINETS
PORTACABS



.05" aluminum. Front panel recessed .50" and fits contour of cabinet. Louvered sides. Welded back has opening. Four plastic feet furnished.

BONUS FEATURES

Designed for bench or portable use. Lightweight yet strong. Reinforced flexible handle recessed to permit stacking. Carry handle limited to 25 Lb. load capacity.

FINISH

- Metallic Gray (MG).

Catalog No.	Overall Size			Recommended Bud Chassis	Panel Space	Rear Opening	Louvers Per side	Wgt Lbs.
	Height	Width	Depth					
WA-1540	8.00"	6.12"	8.00"	AC-402	7.79" × 5.92"	2.00" × 4.50"	1 Set	2.00
WA-1541	9.00"	8.12"	12.00"	AC-407	8.79" × 7.92"	2.00" × 6.50"	2 Sets	3.50
WA-1542	8.00"	10.12"	8.00"	AC-406	7.79" × 9.92"	2.00" × 8.50"	1 Set	3.75
WA-1543	11.00"	11.12"	18.00"	AC-416	10.79" × 10.92"	2.00" × 9.50"	3 Sets	5.50

SHEET METAL BOXES

NEMA 1 JUNCTION BOXES

WITH HINGED COVER



Catalog No. w/Knockouts	External Dimensions H × W × D	Wt. (Lbs.)
JBH-4944-KO	6" × 4" × 3.5"	
JBH-4953-KO	6" × 4" × 4"	3
JBH-4954-KO	6" × 6" × 3"	3
JBH-4945-KO	6" × 6" × 3.5"	
JBH-4955-KO	6" × 6" × 4"	3
JBH-4956-KO	8" × 6" × 4"	4
JBH-4957-KO	8" × 8" × 4"	5
JBH-4958-KO	10" × 8" × 4"	6
JBH-4959-KO	10" × 8" × 6"	7
JBH-4960-KO	10" × 10" × 4"	7
JBH-4961-KO	10" × 10" × 6"	8



Easy-open hinged cover for access to electrical wiring. Removable concentric knockouts on all four sides. Heavy-duty steel box for all types of industrial and commercial wiring.

DESIGN FEATURES

- Heavy duty 16 ga. welded steel construction
- Hinged cover with slotted head cam lock
- Easily removable concentric knockouts on all four sides for industry standard conduit sizes. 3" depth box does not have knockouts on hinge side.
- Four wall mounting holes in back
- Embossed grounding hole in bottom allows easy access and flush wall mounting.
- Complies with NEMA and UL-50 Type 1 rating
- UL listed

FINISH

- Durable ANSI 65 grey powder coating

SHEET METAL BOXES

NEMA 1 JUNCTION BOXES

WITH SCREW COVER



Catalog No. w/o Knockouts	Catalog No. w/Knockouts	External Dimensions H × W × D
JB-3950	JB-3950-KO	4" × 4" × 3"
JB-3951	JB-3951-KO	4" × 4" × 4"
JB-3952	JB-3952-KO	6" × 4" × 3"
JB-3944	JB-3944-KO	6" × 4" × 3.5"
JB-3953	JB-3953-KO	6" × 4" × 4"
JB-3954	JB-3954-KO	6" × 6" × 3"
JB-3945	JB-3945-KO	6" × 6" × 3.5"
JB-3955	JB-3955-KO	6" × 6" × 4"
JB-3956	JB-3956-KO	8" × 6" × 4"
JB-3957	JB-3957-KO	8" × 8" × 4"
JB-3958	JB-3958-KO	10" × 8" × 4"
JB-3959	JB-3959-KO	10" × 8" × 6"
JB-3960	JB-3960-KO	10" × 10" × 4"
JB-3961	JB-3961-KO	10" × 10" × 6"



Lift-off screw cover for easy access to electrical wiring. Embossed grounding hole in bottom allows flush wall mounting. Available with or without knockouts.


DESIGN FEATURES

- Heavy duty 16 ga. welded steel construction
- Screwed on flat cover with key holes for easy assembly
- Easily removable concentric knockouts on all four sides for industry standard conduit sizes
- Four wall mounting holes in back
- Embossed grounding hole in bottom allows flush wall mounting
- Complies with NEMA and UL-50 Type 1 rating
- UL listed

FINISH

- Durable ANSI 65 grey powder coating

CHAMPION SERIES


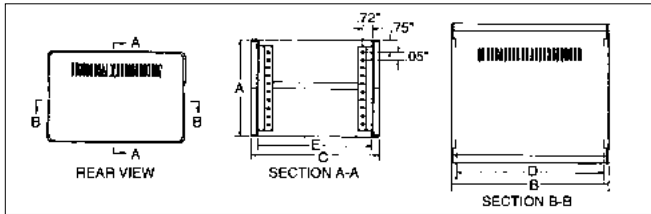


DESIGN FEATURES

- Top, bottom, front and rear panels, .05" aluminum
- Ventilation slots in bottom and rear panel
- Easily assembled with eight self-threading screws
- No screws on front or rear panels
- Designed to allow for maximum interior space
- Removable top and bottom provide easy access to components
- Four self-adhesive rubber feet provided

FINISHES

- Black Texture (BT) top and bottom, with smooth White front & rear panels.



Catalog No.	Height A	Width B	Depth C	Clear Inside Width D	Clear Inside Depth E	Wt. Lbs.
CS-11202	4.00"	6.00"	6.00"	5.37"	5.12"	1.5
CS-11204	4.00"	9.00"	8.00"	8.37"	8.12"	2.0
CS-11206	4.00"	12.00"	8.00"	11.37"	17.12"	2.5
CS-11208	6.00"	9.00"	8.00"	8.37"	7.12"	2.5
CS-11210	6.00"	12.00"	8.00"	11.37"	7.12"	3.0
CS-11212	6.00"	12.00"	10.00"	11.37"	9.12"	3.5
CS-11214	8.00"	9.00"	8.00"	8.37"	7.12"	3.0
CS-11216	8.00"	12.00"	10.00"	11.37"	9.12"	4.0

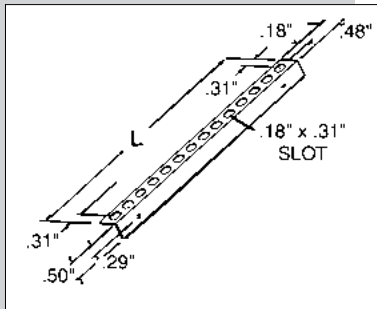
OPTIONAL ACCESSORIES

SUPPORT ANGLE KIT

Kit includes 2 support angles, 4 screws and 4 clip nuts. **Material:** .05" aluminum, natural finish.

DESIGN FEATURES

- Support angles attach with only two screws per angle
- Component mounting holes punched on .50" centers
- Angles may be adjusted up and down at .50" increments
- Support angles, attached to front and rear panels, allow easy assembly of interior components before attaching top and bottom

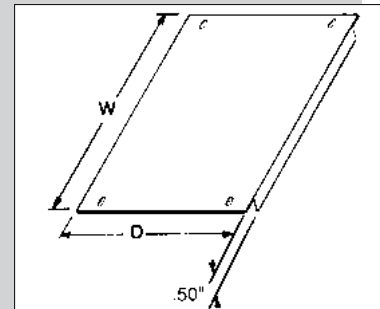


CHASSIS KIT

Kit includes 1 chassis, 2 support angles, 8 screws and 8 clip nuts. **Material:** .05" aluminum, natural finish.

DESIGN FEATURES

- .53" clearance between chassis and front and rear panels
- Chassis may be moved to front or back by .50", allowing maximum clearance for components and wire routing
- .50" flange on front and rear of chassis provides increased stiffness



Catalog No.	Fits	Length	Wt. Oz.
CSA-11262	CS-11202	5.12"	1.2
CSA-11264	CS-11204, 06, 08, 10, 14	7.12"	1.5
CSA-11266	CS-11212, 16	9.12"	1.8

CSH-11280 Hardware Kit: Additional hardware for component mounting consists of (4) #6-32 x .31" screws and (4) #6-32 clip nuts.

Catalog No.	Fits	Length	Wt. Oz.	
CSC-11242	CS-11202	5.25"	4.06"	3.5
CSC-11244	CS-11204, 08, 14	8.25"	6.06"	6.3
CSC-11246	CS-11206, 10	11.25"	6.06"	8.0
CSC-11248	CS-11212, 16	11.25"	8.06"	10.2

SMALL CABINETS

SLOPING PANEL PRESTIGE CABINETS

DESIGN FEATURES

16 gauge steel. Snap-in handles.

BONUS FEATURES

- Solid steel hinged top, with rear ventilation slots, opens completely.
- Remove 19" panels by simply removing panel trim bar.

FINISH

- Metallic Gray (MG)



Catalog No.	Overall Height	Panel Space/Slope	Overall Depth	Wgt Lbs.
C-1555	11.90"	3.50" Vertical (plus 7.00" Sloping)	14.18"	26
C-1557	14.78"	3.50" Vertical (plus 10.50" Sloping)	16.25"	29

SMALL CABINETS

SLOPING PANEL CABINETS

DESIGN FEATURES


Nine sizes, each with removable front panel.

BONUS FEATURES

- Hinged top opens completely for access to components mounted on chassis.

FINISH

- Metallic Gray (MG)



Catalog No.	Height	Width	Depth	Chassis to Fit	Wgt Lbs.
C-1584	6.50"	7.06"	7.31"	AC-402	3.50
C-1585	6.50"	9.06"	7.31"	AC-405	2.50
C-1586	6.50"	11.06"	7.31"	AC-1413	3.75
C-1587	8.00"	8.06"	8.00"	AC-405	4.38
C-1588	8.00"	10.06"	8.00"	AC-406	5.06
C-1892	8.00"	13.06"	8.50"	AC-407	5.50
C-1893	10.00"	18.06"	10.50"	AC-415	12.50
C-1894	8.00"	14.06"	8.00"	AC-409	6.31
C-1896	9.00"	18.06"	8.18"	AC-1416	9.75

SMALL CABINETS

SMALL WALL MOUNT BOX

DESIGN FEATURES

All steel construction with hinged front door. Slots on rear surface allow boxes to be easily mounted to a wall, panel, or post.


FINISH

- White Texture (WH)



Catalog No.	Height (A)	Width (B)	Depth (C)	Est. Wt. Lbs.
WM-5510	8.00"	8.00"	4.00"	3.0
WM-5511	10.00"	8.00"	4.00"	3.5
WM-5512	12.00"	10.00"	4.00"	4.8
WM-5513	10.00"	10.00"	5.00"	4.6
WM-5514	12.00"	12.00"	6.00"	6.5

FUTURA BOXES



DESIGN FEATURES

Straight, 18 gauge steel front vertical panel. One-piece side and top. 20 gauge steel sides, top, base and rear panel. Sides fit into flanges on base.

BONUS FEATURES


Chassis may be attached to base, front, or rear panels. Sides and top can be removed from base for easy access to interiors. Rubber feet furnished.

FINISH

Royal Blue Texture (RB) body and rear panel,
White Texture (WH) front panel.

Catalog No.	H	W	D	Front Panel Space	Wgt Lbs.
MD-1960	7.00"	13.00"	8.00"	5.87" x 11.87"	6.75
MD-1961	8.00"	14.00"	9.00"	6.87" x 12.87"	7.75
MD-1962	8.00"	16.00"	9.00"	6.87" x 14.87"	8.50

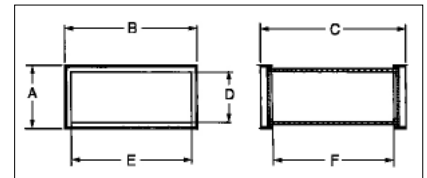
EXTRUDED ALUMINUM BOXES



These low-cost extruded aluminum enclosures offer an alternative to the standard die-cast or fabricated aluminum box. The silver colored finish is offset by the black plastic bezels, producing a classic, yet futuristic, appearance to your product. Removable end panels allow for easy and low-cost modifications.

DESIGN FEATURES

- One piece extruded aluminum housing
- Individual aluminum end panels
- ABS plastic panel bezels
- Internal PCB card guides



FINISHES

- Silver housing finish with black plastic bezels

Catalog No.	External Dimensions			Internal Dimensions			Wt. Oz.
	A	B	C	D	E	F	
EX-4500	1.57"	3.14"	3.81"	1.14"	2.47"	3.00"	4.1
EX-4501	1.57"	3.14"	5.38"	1.14"	2.47"	4.56"	5.4
EX-4502	1.57"	3.14"	6.96"	1.14"	2.47"	6.14"	6.8
EX-4521	3.18"	6.14"	5.38"	2.80"	5.35"	4.56"	6.9
EX-4522	3.18"	6.14"	6.96"	2.80"	5.35"	6.14"	8.5
EX-4523	3.18"	6.14"	9.32"	2.80"	5.35"	8.50"	10.9
EX-4541	3.78"	3.78"	5.38"	3.04"	3.04"	4.56"	11.2
EX-4542	3.78"	3.78"	6.96"	3.04"	3.04"	6.14"	14.0
EX-4543	3.78"	3.78"	9.32"	3.04"	3.04"	8.50"	17.9

SLOPE ENCLOSURES


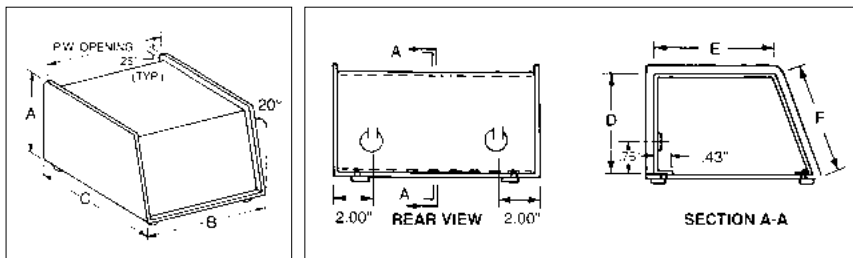
The clean, contemporary design of both units gives you excellent visibility of panel mounted components.

2 PIECE DESIGN

- Base, .09" aluminum; cover, .05" aluminum. Rubber feet furnished.

FINISHES

- Base, Black Texture (BT). Cover, Smooth White.




SC-12101



SC-12100

Catalog No.	A	B	C	D	E	F	PW	Wt. Lbs.
SC-12100	4.25"	4.93"	5.00"	3.87"	3.06"	4.12"	4.75"	1.25
SC-12101	3.25"	11.93"	10.00"	2.87"	8.43"	3.06"	11.75"	3.5

EXT SERIES EXTRUDED ALUMINUM ENCLOSURE




Extruded aluminum enclosures offer an alternative to the standard die cast or fabricated aluminum box, protecting electronic equipment in a variety of applications.

DESIGN FEATURES

- Made of extruded AL6063
- Surface treatment: black powder coated (other anodized finishing options available as a special order with MOQ)
- Designed for use in multiple applications: communication, medical equipment, power convertors, safety equipment, instrument cases, meter cases and robotics controls
- Includes end panels and hardware
- Slots in the extrusion for installing PCB and components
- Diverse range of shapes and sizes

Catalog #	L (in)	W (in)	H (in)	Weight (lbs.)
EXT-9162	3.94	2.25	0.41	0.087
EXT-9163	3.94	2.40	0.51	0.109
EXT-9164	3.94	3.46	1.81	0.345
EXT-9165	3.94	4.09	1.11	0.304
EXT-9166	3.94	5.12	1.23	0.345
EXT-9167	3.94	5.24	1.81	0.462
EXT-9168	3.94	5.67	1.10	0.405

SMALL CABINETS MINIBOXES



DESIGN FEATURES

.04" aluminum alloy. Two sections slip together and may be joined by either built-in snap lock or sheet metal screws (included).

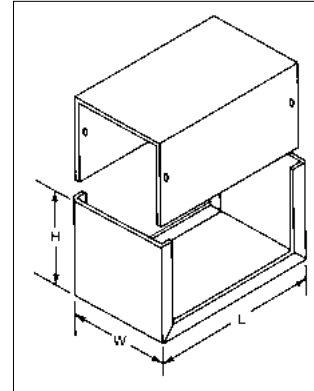
BONUS FEATURES

Flanged sections ensure proper shielding. Units can be used as separate housings or as part of larger assemblies.

FINISHES

Natural (A) or Smooth Gray (B).

(Smooth Gray) Cat. No.	(Natural) Cat. No.	L	W	H	Wgt L-Bs.
CU-2100-B	CU-3000-A	2.75"	2.12"	1.62"	.25
CU-2101-B	CU-3001-A	3.25"	2.12"	1.62"	.25
CU-2102-B	CU-3002-A	4.00"	2.12"	1.62"	.25
CU-2103-B	CU-3003-A	4.00"	2.25"	2.25"	.25
CU-2104-B	CU-3004-A	5.00"	2.25"	2.25"	.25
CU-2105-B	CU-3005-A	5.00"	4.00"	3.00"	.50
CU-2106-B	CU-3006-A	5.25"	3.00"	2.12"	.25
CU-2107-B	CU-3007-A	6.00"	5.00"	4.00"	.75
CU-2108-B	CU-3008-A	7.00"	5.00"	3.00"	.75
CU-2109-B	CU-3009-A	8.00"	6.00"	3.50"	1.00
CU-2110-B	CU-3010-A	10.00"	6.00"	3.50"	1.25
CU-2111-B	CU-3011-A	12.00"	7.00"	4.00"	1.75



SMALL CABINETS COMPU CAB SERIES

Another best-seller from Bud for good reason: These standard dual-slope enclosures have that custom-designed keyboard styling and, equally important, they can be used for a variety of instruments.

DESIGN FEATURES


Base and side, .09" aluminum; back panel and cover, .05" aluminum. Rubber feet furnished. Two configurations.

BONUS FEATURES


Maximum visibility, no exposed screws on front panel area. Knockouts in louvered rear panel.

FINISHES

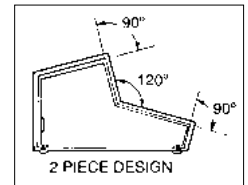
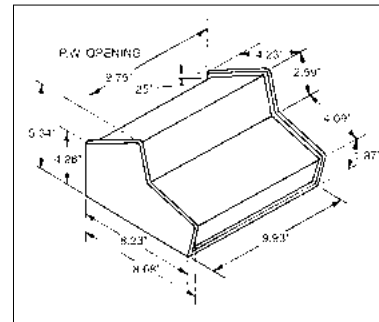
Base, Black Texture (BT). Cover, Smooth White.



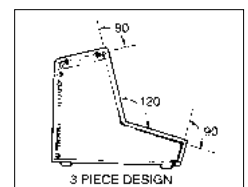
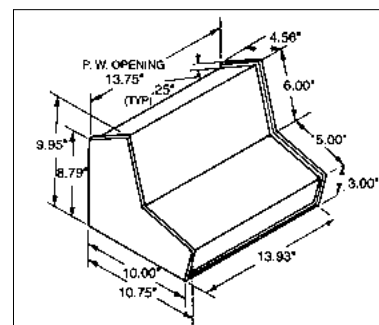
SC-13100



SC-13101




2 PIECE DESIGN



3 PIECE DESIGN

Catalog No.	Shipping Weight Lbs.
SC-13100	3.25
SC-13101	7.0

ALUMINUM CHASSIS



From Bud, the widest selection of aluminum chassis in the industry: 45 sizes. Each is welded at stress points for assured, maximum strength and rigidity. Sides folded in at bottom for additional support. Bottom plate easily attached. Natural finish.

CHASSIS BOTTOM PLATES

Fits all chassis sizes. Used to protect wiring or components, or as dust covers on underside of chassis. Material: .04" thick aluminum.

ALUMINUM CHASSIS					
Catalog No.	Width	Length	Height	Gauge	Wgt Lbs.
AC-1416	7.00"	17.00"	2.00"	.05"	1.12
AC-423	7.00"	17.00"	3.00"	.05"	1.50
AC-1418	8.00"	10.00"	2.50"	.04"	1.00
AC-1419	8.00"	12.00"	2.50"	.05"	1.12
AC-424	8.00"	12.00"	3.00"	.05"	1.25
AC-412*	8.00"	17.00"	3.00"	.05"	1.75
AC-1421	9.00"	15.00"	3.00"	.05"	1.50
AC-413	10.00"	12.00"	3.00"	.05"	1.25
AC-414	10.00"	14.00"	3.00"	.05"	1.50
AC-415*	10.00"	17.00"	2.00"	.05"	1.50
AC-416*	10.00"	17.00"	3.00"	.05"	1.75
AC-427*	10.00"	17.00"	4.00"	.05"	2.50
AC-1422	10.00"	17.00"	5.00"	.05"	2.25
AC-1424	12.00"	12.00"	3.00"	.05"	1.50
AC-418*	12.00"	17.00"	3.00"	.05"	2.25
AC-419*	13.00"	17.00"	2.00"	.05"	2.62
AC-420*	13.00"	17.00"	3.00"	.05"	2.75
AC-428*	13.00"	17.00"	4.00"	.05"	3.25
AC-1426	13.00"	17.00"	5.00"	.05"	3.50
AC-1427	14.00"	17.00"	3.00"	.05"	2.75
AC-1428	15.00"	17.00"	4.00"	.05"	3.25
AC-1429	15.00"	17.00"	6.00"	.05"	4.12
AC-1430	17.00"	17.00"	3.00"	.05"	3.25
AC-1431	17.00"	17.00"	4.00"	.05"	3.87

* Holes for customer supplied mounting brackets provided.

ALUMINUM CHASSIS					
Catalog No.	Width	Length	Height	Gauge	Wgt Lbs.
*AC-1402	3.50"	4.50"	1.00"	.04"	.12
AC-1404	4.00"	5.00"	2.00"	.04"	.25
AC-1405	4.00"	6.00"	1.50"	.04"	.25
AC-430	4.00"	6.00"	3.00"	.04"	.33
AC-431	4.00"	6.00"	2.00"	.04"	.25
AC-1407	4.50"	8.00"	1.50"	.04"	.25
AC-402	5.00"	7.00"	2.00"	.04"	.33
AC-429	5.00"	7.00"	3.00"	.04"	.50
AC-403	5.00"	9.50"	2.00"	.04"	.50
AC-401	5.00"	9.50"	2.50"	.04"	.50
AC-421	5.00"	9.50"	3.00"	.04"	.62
AC-404	5.00"	10.00"	3.00"	.04"	.62
AC-1413	6.00"	8.00"	2.00"	.04"	.33
AC-1414	6.00"	14.00"	3.00"	.05"	1.12
AC-433	6.00"	17.00"	3.00"	.05"	1.25
AC-405	7.00"	7.00"	2.00"	.04"	.50
AC-406	7.00"	9.00"	2.00"	.04"	.50
AC-407	7.00"	11.00"	2.00"	.04"	.62
AC-408	7.00"	12.00"	3.00"	.04"	.87
AC-409	7.00"	13.00"	2.00"	.04"	.75
AC-411	7.00"	15.00"	3.00"	.05"	1.25

* Not welded

CHASSIS BOTTOM PLATES			
Aluminum Natural Finish Cat. No.	Fits Width	Chassis Length	Wt. Oz.
BPA-1502	3.50"	4.50"	1
BPA-1504	4.00"	5.00"	2
BPA-1505	4.00"	6.00"	2
BPA-1507	4.50"	8.00"	3
BPA-1589	5.00"	7.00"	2
BPA-1590	5.00"	9.50"	2
BPA-1591	5.00"	10.00"	4
BPA-1513	6.00"	8.00"	3
BPA-1514	6.00"	14.00"	5
BPA-1515	6.00"	17.00"	6
BPA-1592	7.00"	7.00"	3
BPA-1593	7.00"	9.00"	4
BPA-1594	7.00"	11.00"	4
BPA-1595	7.00"	12.00"	5
BPA-1596	7.00"	13.00"	8
BPA-1516	7.00"	15.00"	8
BPA-1517	7.00"	17.00"	8
BPA-1518	8.00"	10.00"	4
BPA-1519	8.00"	12.00"	6
BPA-1520	8.00"	17.00"	8
BPA-1522	9.00"	15.00"	8
BPA-1523	10.00"	12.00"	8
BPA-1524	10.00"	14.00"	8
BPA-1597	10.00"	17.00"	10
BPA-1527	12.00"	12.00"	10
BPA-1528	12.00"	17.00"	12
BPA-1598	13.00"	17.00"	14
BPA-1529	14.00"	17.00"	15
BPA-1530	15.00"	17.00"	16
BPA-1531	17.00"	17.00"	17



ALUMINUM PANEL CHASSIS


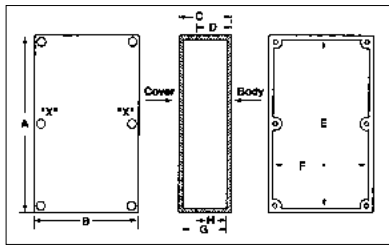
Fastens to mounting rails in racks. Can be used as a vertical chassis where depth is limited or where front service is required. Panel depth 5.28". Made of .05" aluminum alloy. Natural finish.

Catalog No.	Height	Weight Lbs.
CB-1370	1.75"	.75
CB-1371	3.50"	1.25
CB-1372	5.25"	1.50
CB-1373	7.00"	2.00
CB-1374	8.75"	2.25
CB-1375	10.50"	2.75
CB-1376	12.25"	3.00
CB-1377	14.00"	3.25

ECONOBOX

Catalog No. Style A	External Dimensions				Internal Dimensions*				Wall Thickness	Wt. Lbs.
	A	B	C	D	E	F	G	H		
CU-123	3.62"	1.50"	1.21"	1.06"	3.30"	1.18"	1.09"	1.00"	.06"	.50
CU-124	4.37"	2.37"	1.21"	1.06"	4.05"	2.05"	1.09"	1.00"	.06"	.50
CU-234	4.68"	3.68"	2.21"	2.06"	4.24"	3.24"	2.09"	2.00"	.09"	.75
CU-247	7.39"	4.70"	2.21"	2.06"	7.08"	4.33"	2.09"	2.00"	.09"	1.25
CU-347	7.39"	4.70"	3.21"	3.06"	7.08"	4.33"	3.09"	3.00"	.09"	1.50
CU-470	2.00"	2.00"	1.25"	1.09"	1.80"	1.80"	1.10"	1.01"	.06"	.25
CU-471	4.33"	3.25"	1.75"	1.59"	4.06"	3.00"	1.60"	1.51"	.09"	.75
CU-472	4.75"	3.15"	2.33"	2.17"	4.43"	2.35"	2.18"	2.09"	.09"	.75
CU-473	4.68"	3.68"	1.34"	1.18"	4.43"	3.43"	1.19"	1.10"	.09"	.75
CU-474	4.75"	4.75"	2.33"	2.17"	4.43"	4.43"	2.18"	2.09"	.09"	1.00
CU-475	4.75"	4.75"	3.75"	3.59"	4.30"	4.30"	3.60"	3.51"	.09"	1.25
CU-476	6.00"	3.25"	2.00"	1.84"	5.68"	2.93"	1.85"	1.76"	.09"	1.00
CU-477	7.39"	4.70"	1.50"	1.34"	7.14"	4.45"	1.35"	1.16"	.09"	1.00
CU-478	7.50"	7.50"	2.62"	2.46"	7.18"	7.18"	2.47"	2.38"	.09"	2.00
CU-479	4.37"	2.37"	2.13"	1.98"	4.05"	2.05"	1.98"	1.90"	.06"	.60

*Reference only - Request drawing for internal configuration and dimensions.
6-32 x .50" flat head cover mounting screws furnished.



The Low Cost, Die-Cast Aluminum Enclosure

Bud offers fifteen box sizes, each with close-fitting flanged covers fastened to bosses in the body with screws. This, plus the thickness of the #ADC-12 aluminum alloy, offers excellent screening properties. These lightweight, easy to machine enclosures have a number of uses: instrument and meter cases, filter networks, junction bosses, switching, and many other applications requiring a small box. In addition, they're ideal for concealed or other interior use where a safety closure is necessary.


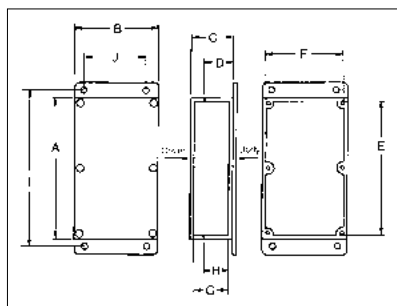
FINISHES

- Natural finish or Gray (add suffix G)

ECONOBOX

WITH MOUNTING BRACKET

Catalog No.	External Dimensions				Internal Dimensions				Mtg. Dim.		Wall Tkns	Est. Wt. Oz.
	A	B	C	D	E	F	G	H	I	J		
CU-4123	3.6"	1.50"	1.21"	1.06"	3.30"	1.18"	1.09"	1.00"	4.25"	0.50"	.06"	9.0
CU-4124	4.3"	2.37"	1.21"	1.06"	4.05"	2.05"	1.09"	1.00"	5.00"	1.25"	.06"	10.5
CU-4234	4.6"	3.68"	2.21"	2.06"	4.24"	3.24"	2.09"	2.00"	5.25"	2.56"	.09"	15.0
CU-4247	7.3"	4.70"	2.21"	2.06"	7.08"	4.33"	2.09"	2.00"	8.00"	3.50"	.09"	26.0
CU-4347	7.3"	4.70"	3.21"	3.06"	7.08"	4.33"	3.09"	3.00"	7.88"	3.50"	.09"	30.0
CU-4470	2.0"	2.00"	1.25"	1.09"	1.80"	1.80"	1.10"	1.01"	2.63"	.87"	.06"	5.0
CU-4471	4.3"	3.25"	1.75"	1.59"	4.06"	3.00"	1.60"	1.51"	5.00"	2.12"	.09"	14.5
CU-4472	4.7"	3.15"	2.33"	2.17"	4.43"	2.35"	2.18"	2.09"	5.38"	2.00"	.09"	14.5
CU-4473	4.6"	3.68"	1.34"	1.18"	4.43"	3.43"	1.19"	1.10"	5.25"	2.56"	.09"	14.5
CU-4474	4.7"	4.75"	2.33"	2.17"	4.43"	4.43"	2.18"	2.09"	5.38"	3.50"	.09"	19.5
CU-4475	4.7"	4.75"	3.75"	3.59"	4.30"	4.30"	3.60"	3.51"	5.25"	3.50"	.09"	23.5
CU-4476	6.00"	3.25"	2.00"	1.84"	5.68"	2.93"	1.85"	1.76"	6.63"	2.12"	.09"	20.0
CU-4477	7.39"	4.70"	1.50"	1.34"	7.14"	4.45"	1.35"	1.16"	8.00"	3.50"	.09"	20.5
CU-4478	7.50"	7.50"	2.62"	2.46"	7.18"	7.18"	2.47"	2.38"	8.13"	6.25"	.09"	39.0
CU-4479	4.37"	2.37"	2.13"	1.98"	4.05"	2.05"	1.98"	1.90"	5.00"	1.25"	.06"	11.5



Low-cost die-cast aluminum boxes, with external mounting brackets, increase both adaptability and use.

DESIGN FEATURES


- ADC-12 aluminum alloy
- Excellent screening properties
- Close fitting covers attach with #6-32 screws
- Easily machined or modified to any application requirement
- Mounts to wall or panel with #10 size screws (not furnished)
- Heavy duty .09" thick external wall mounting bracket

FINISHES

- Natural or smooth black powdercoat (add -B suffix to part number)

ECONOBOX

WITH MOUNTING BRACKET COVER



Low-cost die-cast aluminum boxes, with external mounting brackets cast into the cover, increase both adaptability and use.

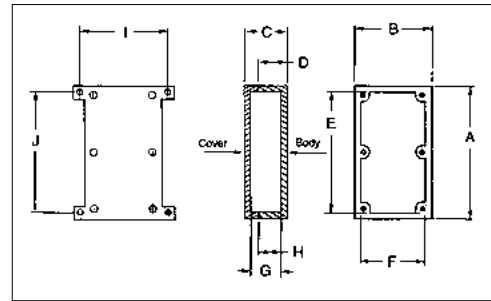
DESIGN FEATURES

- ADC-12 aluminum alloy
- Excellent screening properties
- Close fitting covers attach with #6-32 screws
- Easily machined or modified to any application requirement
- Mounts to wall or panel with #6 size screws (not furnished)

FINISHES

- Natural or smooth black powdercoat (add -B suffix to part number)

Catalog No.	External Dimensions				Internal Dimensions				Mtg. Dim.		Wall Tkns	Est. Wt. Oz.
	A	B	C	D	E	F	G	H	I	J		
CU-5123	3.62"	1.50"	1.21"	1.06"	3.30"	1.18"	1.09"	1.00"	1.97"	3.25"	.06"	9.0
CU-5124	4.37"	2.37"	1.21"	1.06"	4.05"	2.05"	1.09"	1.00"	2.84"	3.99"	.06"	10.5
CU-5234	4.68"	3.68"	2.21"	2.06"	4.24"	3.24"	2.09"	2.00"	4.15"	4.31"	.09"	15.0
CU-5247	7.39"	4.70"	2.21"	2.06"	7.08"	4.33"	2.09"	2.00"	5.17"	7.02"	.09"	26.0
CU-5347	7.39"	4.70"	3.21"	3.06"	7.08"	4.33"	3.09"	3.00"	5.17"	7.02"	.09"	30.0
CU-5470	2.00"	2.00"	1.25"	1.09"	1.80"	1.80"	1.10"	1.01"	2.46"	1.62"	.06"	5.0
CU-5471	4.33"	3.25"	1.75"	1.59"	4.06"	3.00"	1.60"	1.51"	3.72"	3.96"	.09"	14.5
CU-5472	4.75"	3.15"	2.33"	2.17"	4.43"	2.35"	2.18"	2.09"	3.62"	4.38"	.09"	14.5
CU-5473	4.68"	3.68"	1.34"	1.18"	4.43"	3.43"	1.19"	1.10"	4.15"	4.31"	.09"	14.5
CU-5474	4.75"	4.75"	2.33"	2.17"	4.43"	4.43"	2.18"	2.09"	5.21"	4.37"	.09"	19.5
CU-5475	4.75"	4.75"	3.75"	3.59"	4.30"	4.30"	3.60"	3.51"	5.21"	4.37"	.09"	23.5
CU-5476	6.00"	3.25"	2.00"	1.84"	5.68"	2.93"	1.85"	1.76"	3.72"	5.60"	.09"	20.0
CU-5477	7.39"	4.70"	1.50"	1.34"	7.14"	4.45"	1.35"	1.16"	5.17"	7.02"	.09"	20.5
CU-5478	7.50"	7.50"	2.62"	2.46"	7.18"	7.18"	2.47"	2.38"	7.97"	7.12"	.09"	39.0
CU-5479	4.37"	2.37"	2.13"	1.98"	4.05"	2.05"	1.98"	1.90"	2.84"	3.98"	.06"	11.5





ANS-SERIES

WITH EMI/RFI SHIELDING

IPS-SERIES

ALUMINUM NEMA 4X BOX



These die-cast boxes meet NEMA 1, 2, 4, 4X, 12, 13, and IP65 ratings and can be mounted without needing to remove the cover and expose the internal components.

DESIGN FEATURES

- Rugged #ADC-12 die-cast aluminum alloy
- Thick wall (0.098 inch, 2.5 mm) construction provides strength and rigidity for heavy duty applications
- One-piece molded outer Silicone gasket provides reliable and long-lasting sealing to meet NEMA 4X and IP65 requirements
- Second wire-mesh with sponge rubber gasket provides excellent EMI/RFI protection
- Captive cover assembly screws (M4) are located outside the sealing area
- Recessed area on cover surface for decals
- Available in natural finish or in smooth black powder-coat finish
- Easily machined and modified to your particular requirements

ACCESSORIES

- External wall mounting bracket kit available. Order P/N ANX-1390, ANX-1390-B OR ANX-1390-G to match finish.

Catalog No.		Dimensions		Wt. (Oz.)
Natural Finish	Black Finish	Overall L x W x D Exc. Mtg. Ears (Inches)	Inside L x W x D* (Inches)	
ANS-3801	ANS-3801-B	3.79 x 3.79 x 1.77	2.83 x 2.64 x 1.53	10.4
ANS-3803	ANS-3803-B	3.79 x 3.79 x 2.64	2.83 x 2.64 x 2.40	11.6
ANS-3805	ANS-3805-B	7.56 x 3.78 x 1.77	6.69 x 2.91 x 1.54	17.4
ANS-3807	ANS-3807-B	7.56 x 3.78 x 2.64	6.69 x 2.91 x 1.95	19.2
ANS-3809	ANS-3809-B	10.79 x 6.81 x 2.60	9.92 x 5.94 x 2.36	37.7
ANS-3811	ANS-3811-B	10.79 x 6.81 x 3.94	9.92 x 5.94 x 3.70	44.0
ANS-3813	ANS-3813-B	5.91 x 3.94 x 1.97	5.03 x 3.06 x 1.73	17.6
ANS-3815	ANS-3815-B	5.91 x 3.94 x 2.95	5.03 x 3.06 x 2.71	21.5
ANS-3817	ANS-3817-B	7.87 x 5.91 x 1.97	7.00 x 5.03 x 1.73	30.3
ANS-3819	ANS-3819-B	7.87 x 5.91 x 2.95	7.00 x 5.03 x 2.71	35.6

* Inside depth dimension excludes mounting bosses. For clearance above mounting bosses, deduct 0.31" from depth dimension (D).

DESIGN FEATURES

- Rugged #ADC-10 die cast aluminum alloy.
- Thick wall (0.098 inch, 2.5 mm) construction provides strength and rigidity for heavy duty applications.
- One-piece molded outer Silicone gasket provides reliable and long-lasting sealing to meet NEMA 4X and IP67 requirements for outdoor and limited submerged applications up to one meter depth.
- Captive cover assembly screws (M4) are located outside the sealing area.
- Recessed area on cover surface for decals.
- Available in natural finish
- Easily machined and modified to your particular requirements

ACCESSORIES


- External wall mounting bracket kit available. Order P/N ANX-1390, ANX-1390-B OR ANX-1390-G to match finish.

Natural Finish Catalog No.	Overall Dimensions L x W x D Exc. Mtg. Ears	Inside dimensions L x W x D**
IPS-3901	3.79" x 3.79" x 1.77	2.83" x 2.64" x 1.53"
IPS-3903	3.79" x 3.79" x 2.64	2.83" x 2.64" x 2.40"
IPS-3905	7.56" x 3.78" x 1.77	6.69" x 2.91" x 1.54"
IPS-3907	7.56" x 3.78" x 2.64	6.69" x 2.91" x 1.95"
IPS-3909	10.79" x 6.81" x 2.60	9.92" x 5.94 x 2.36"
IPS-3911	10.79" x 6.81" x 3.94	9.92" x 5.94" x 3.70"
IPS-3913	5.91" x 3.94" x 1.97	5.03" x 3.06 x 1.73"
IPS-3915	5.91" x 3.94" x 2.95	5.03" x 3.06" x 2.71"
IPS-3916	7.87" x 5.91" x 1.10	7.06" x 5.09" x 0.94"
IPS-3917	7.87" x 5.91" x 1.97	7.00" x 5.03" x 1.73"
IPS-3919	7.87" x 5.91" x 2.95	7.00" x 5.03" x 2.71"
IPS-3921	5.98" x 4.41" x 1.18	5.12" x 3.54" x .98"
IPS-3923	5.98" x 4.41" x 2.17	5.12" x 3.54" x 1.97"
IPS-3925	6.38" x 6.38" x 2.17	5.51" x 5.51" x 1.97"
IPS-3927	6.38" x 6.38" x 3.15	5.51" x 5.51" x 2.95"
IPS-3929	7.95" x 5.59" x 2.17	7.09" x 4.72" x 1.97"
IPS-3931	7.95" x 5.59" x 3.15	7.09" x 4.72" x 2.95"
IPS-3933	10.31" x 7.17" x 2.17	9.45" x 6.30" x 1.97"
IPS-3935	10.31" x 7.17" x 3.54	9.45" x 6.30" x 3.35"

**Inside depth dimension excludes mounting bosses. For clearance above mounting bosses, refer to detail drawing posted on website.

AN-SERIES

NEMA DIE-CAST ALUMINUM BOX



Sealed Die-Cast Aluminum Enclosures

Die-cast in aluminum alloy and resistant to atmospheric and marine corrosion, these enclosures are ideal for housing sensitive electronic assemblies and pneumatic, hydraulic, and electrical devices in wet and dirty commercial and industrial environments.

DESIGN FEATURES

- Designed to IP65 of IEC 529 and NEMA 1, 2, 4, 4X, 12, and 13 specifications.
- Wallmounting holes (on Style A) and cover attaching screws are outside the sealing area, preventing ingress of moisture and dust. (Style B does not have wallmounting holes).
- Cover incorporates a recessed gasket.
- Internal bosses for mounting PCBs horizontally or for connecting terminals, ground, etc. (Requires hardware kit #57-58, ordered separately).
- Most models have internal guide slots for mounting PCB assemblies vertically.
- Cover mounting holes are roll threaded and screws are recessed.
- Tested and passed UL508-4 requirements.
- 80°C maximum operating temperature.
- Optional brackets. See page "Die-Cast External Mounting Brackets" on page 48.

SPECIFICATIONS

- Body & cover: Aluminum Alloy #ADC-12.
- Gasket: Silicone.
- Cover Screws: M4 Stainless Steel, non-magnetic.

FINISHES

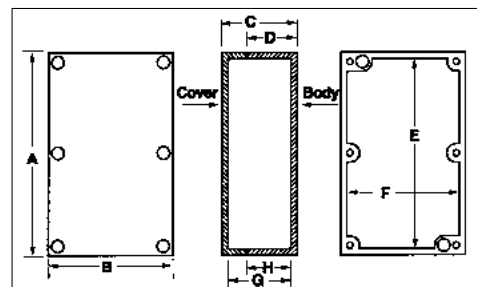
- Natural finish or Gray (add suffix G).
- All sizes are available in natural finish. Some sizes are also available in smooth gray powder-coat finish as standard stocking items.

Catalog Numbers	External Dimensions				Internal Dimensions*				Internal Grounding or PCB Mounting Holes		Wall Thickness	Wt. Oz.		
	Style A	Style B	A	B	C	D	E	F	G	H			0.125" Dia. ¹	0.136" Dia. ¹
AN-1300			3.54"	1.42"	1.18"	0.98"	3.17"	1.04"	0.97"	0.87"	2	0	0.11"	5
AN-1301			2.52"	2.28"	1.38"	1.17"	2.19"	1.95"	1.17"	1.07"	2	0	0.13"	5
AN-1302			4.53"	2.56"	1.18"	0.98"	4.13"	2.15"	0.98"	0.88"	4	0	0.13"	8
AN-1303			4.53"	2.56"	2.17"	1.96"	4.03"	2.07"	1.96"	1.86"	4	0	0.13"	12
AN-1304			4.53"	3.54"	2.17"	1.96"	4.01"	3.03"	1.96"	1.86"	4	0	0.13"	14
AN-1305			5.83"	4.25"	2.95"	2.52"	5.34"	3.76"	2.71"	2.42"	4	0	0.13"	24
AN-1306			6.73"	4.76"	2.17"	1.73"	6.27"	4.30"	1.89"	1.60"	4	0	0.13"	24
AN-1307			8.75"	5.75"	2.17"	1.98"	8.27"	5.29"	1.95"	1.85"	4	0	0.12"	49
AN-1308			8.75"	5.75"	3.25"	1.98"	8.27"	5.29"	3.02"	1.85"	4	0	0.12"	70
AN-1309			4.75"	4.75"	4.00"	3.20"	4.38"	4.38"	3.80"	3.10"	4	0	0.13"	30
AN-1310			6.25"	6.25"	4.00"	3.20"	5.88"	5.88"	3.80"	3.10"	4	0	0.13"	35
AN-1311			1.97"	1.77"	1.12"	0.89"	1.78"	1.58"	0.93"	0.77"	0	1	0.12"	2.6
AN-1312			3.85"	2.52"	1.35"	0.99"	3.61"	2.28"	1.12"	0.87"	0	4	0.12"	6.9
AN-1313			4.90"	3.14"	1.59"	0.99"	4.60"	2.83"	1.36"	0.87"	3	4	0.12"	12.5
AN-1314			4.90"	3.14"	2.26"	1.67"	4.60"	2.83"	2.03"	1.54"	3	4	0.12"	15.1
AN-1315			5.91"	2.52"	1.45"	1.04"	5.63"	2.24"	1.13"	0.88"	0	4	0.15"	12.5
AN-1316			6.29"	3.93"	2.37"	1.58"	5.98"	3.62"	2.13"	1.46"	1	6	0.12"	22.9
AN-1317			6.29"	3.93"	3.19"	2.40"	5.98"	3.62"	2.95"	2.28"	1	6	0.12"	27.4
AN-1318			2.19"	1.61"	1.22"	1.06"	1.91"	1.34"	1.10"	1.00"	1	0	0.06"	1.9
AN-1319			3.13"	2.93"	2.05"	1.58"	2.85"	2.65"	1.91"	1.51"	6	0	0.07"	8
AN-1320			4.04"	2.07"	1.00"	0.85"	3.79"	1.80"	0.87"	0.78"	2	0	0.07"	3.4
AN-1321			6.89"	3.15"	2.36"	1.58"	6.61"	2.86"	2.22"	1.51"	2	0	0.07"	16.3
AN-1322			7.87"	4.72"	2.95"	2.17"	7.56"	4.43"	2.81"	2.10"	12	0	0.07"	27.2
AN-1323			10.24"	6.30"	3.56"	2.78"	9.84"	5.93"	3.39"	2.71"	17	0	0.07"	54.8

* Reference Only - Request drawing for internal configuration and dimensions.

¹ Use hardware kit #57-58 (contains [4] M3.5 × 6mm self tapping screws, [4] M3.5 lock washers, [4] M4 × 6mm self tapping screws, and [4] M4 lock washers).


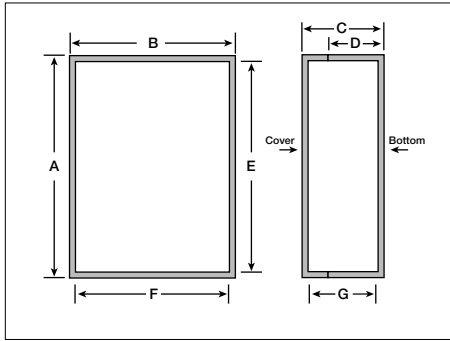
For enclosures with external mounting brackets, see page 47.



DIE-CAST ALUMINUM BOXES

AN-SERIES

NEMA DIE-CAST ALUMINUM BOX WITH HINGED COVER



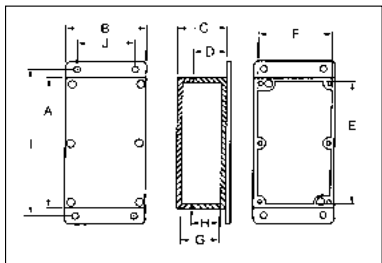
DESIGN FEATURES

- Hinged cover allows for easy access without risk of damage to cover
- External mounting brackets (included) allow the box to be mounted on a wall or panel without having to remove the cover and expose internal components to the environment
- Rugged aluminum alloy die-cast box with NEMA 1, 2, 4, 4X, 12, and 13 and IP65 ratings
- Available in black powder coat finish
- Gasketed cover attaches with screws
- Easily machined and modified to your particular requirements

FINISH

- Smooth black powdercoat


Catalog No. NEMA Hinged	External Dimensions				Internal Dim.			Wt. Oz.
	A	B	C	D	E	F	G	
AN-2900	3.95"	3.04"	1.98"	1.39"	3.69"	2.43"	1.73"	9.75
AN-2901	4.54"	3.88"	2.19"	1.60"	4.28"	3.28"	1.93"	14.20



DIE-CAST ALUMINUM BOXES

AN-SERIES

NEMA DIE-CAST ALUMINUM BOX WITH MOUNTING BRACKET



Die-cast aluminum NEMA boxes meet NEMA 1, 2, 4, 4X, 12, and 13 with external mounting brackets increasing both adaptability and use. These boxes allow for the mounting of the box without having to remove the cover, thereby possibly compromising the NEMA rating.

DESIGN FEATURES

- Tested and listed to UL-508 Type 4X requirements (UL File #E194432)
- ADC-12 aluminum alloy
- Excellent screening properties
- Gasketed covers attach with M4 stainless steel screws
- Internal bosses for mounting PCBs horizontally or for connecting terminals, ground, etc. (Requires hardware kit #57-58, ordered separately)
- Most models also allow for vertical PCB mounting
- Mounts to wall or panel with #10 size screws (not furnished)
- Heavy duty .09" thick external wall mounting bracket
- Silicone gaskets (installed in natural finish boxes; included but not installed in black finish boxes)



FINISHES

- Natural or smooth black powdercoat (add -B suffix to part number)

Catalog Numbers	External Dimensions				Internal Dimensions*				Mtg. Dim.		Internal Grounding or PCB Mounting Holes .125" Dia. ¹	Wall Thickness	Wt. Oz.
	A	B	C	D	E	F	G	H	I	J			
AN-2800	3.54"	1.42"	1.18"	.98"	3.17"	1.04"	.97"	.87"	4.25"	—	2	.11"	6.0
AN-2801	2.52"	2.28"	1.38"	1.17"	2.19"	1.95"	1.17"	1.07"	3.13"	1.25"	2	.13"	6.0
AN-2802	4.53"	2.56"	1.18"	.98"	4.13"	2.15"	.98"	.88"	5.19"	1.62"	4	.13"	10.0
AN-2803	4.53"	2.56"	2.17"	1.96"	4.03"	2.07"	1.96"	1.86"	5.19"	1.62"	4	.13"	14.0
AN-2804	4.53"	3.54"	2.17"	1.96"	4.01"	3.03"	1.96"	1.86"	5.25"	2.56"	4	.13"	16.0
AN-2805	5.83"	4.25"	2.95"	2.52"	5.34"	3.76"	2.71"	2.42"	6.38"	3.25"	4	.13"	28.0
AN-2806	6.73"	4.76"	2.17"	1.73"	6.27"	4.30"	1.89"	1.60"	7.38"	3.81"	4	.13"	28.0
AN-2807	8.75"	5.75"	2.17"	1.98"	8.27"	5.29"	1.95"	1.85"	9.38"	4.75"	4	.12"	57.0
AN-2808	8.75"	5.75"	3.25"	1.98"	8.27"	5.29"	3.07"	1.85"	9.38"	4.75"	4	.12"	78.0
AN-2809	4.75"	4.75"	4.00"	3.20"	4.38"	4.38"	3.80"	3.10"	5.25"	3.25"	4	.13"	33.5
AN-2810	6.25"	6.25"	4.00"	3.20"	5.88"	5.88"	3.80"	3.10"	6.75"	5.12"	4	.13"	40.0
AN-2811	1.97"	1.77"	1.12"	.89"	1.78"	1.58"	.93"	.77"	2.63"	.87"	1	.12"	3.6
AN-2812	3.85"	2.52"	1.35"	.99"	3.61"	2.28"	1.12"	.87"	4.50"	1.62"	2	.12"	9.0
AN-2813	4.90"	3.14"	1.59"	.99"	4.60"	2.83"	1.36"	.87"	5.56"	2.25"	6	.12"	16.0
AN-2814	4.90"	3.14"	2.26"	1.67"	4.60"	2.83"	2.03"	1.54"	5.62"	2.25"	6	.12"	18.5
AN-2815	5.91"	2.52"	1.45"	1.04"	5.63"	2.24"	1.13"	.88"	6.56"	1.62"	2	.15"	16.0
AN-2816	6.29"	3.93"	2.37"	1.58"	5.98"	3.62"	2.13"	1.46"	6.94"	3.00"	6	.12"	28.0
AN-2817	6.29"	3.93"	3.19"	2.40"	5.98"	3.62"	2.95"	2.28"	6.94"	3.00"	6	.12"	33.5
AN-2818	2.19"	1.61"	1.22"	1.06"	1.91"	1.34"	1.10"	1.00"	2.88"	.69"	1	.06"	N/A
AN-2819	3.13"	2.93"	2.05"	1.58"	2.85"	2.65"	1.91"	1.51"	3.75"	2.00"	6	.07"	N/A
AN-2820	4.04"	2.07"	1.00"	0.85"	3.79"	1.80"	0.87"	0.78"	4.69"	1.13"	2	.07"	N/A
AN-2821	6.89"	3.15"	2.36"	1.58"	6.61"	2.86"	2.22"	1.51"	7.63"	2.25"	2	.07"	N/A
AN-2822	7.87"	4.72"	2.95"	2.17"	7.56"	4.43"	2.81"	2.10"	8.63"	3.75"	12	.07"	N/A
AN-2823	10.24"	6.30"	3.56"	2.78"	9.84"	5.93"	3.39"	2.71"	10.88"	5.25"	6	.07"	N/A

* Reference Only - Request drawing for internal configuration and dimensions.

¹ Use hardware kit #57-58 (contains [4] M3.5 x 6mm self tapping screws, [4] M3.5 lock washers, [4] M4 x 6mm self tapping screws, and [4] M4 lock washers).



AN-SERIES

DIE-CAST ALUMINUM NEMA 4X BOX WITH EXTERNAL MOUNTING BRACKETS



Molded external mounting brackets protect internal components, allowing mounting without removing the cover. Silicone sponge gasket provides long-lasting seal in varying environmental conditions.

- Integrally molded external mounting brackets allow the box to be mounted on a wall or panel without having to remove the cover and expose internal components to the environment
- Rugged #ADC-12 alloy die cast aluminum box with NEMA 4X and IP65 ratings
- UL listed for UL508A Type 4, 4X, 12 and 13 - UL file #E194432
- Available in natural finish or in smooth black powder-coat finish
- Silicone sponge gasket provides long-lasting seal under varying environmental conditions
- Stainless steel cover screws
- Easily machined and modified to your particular requirements
- Offers EMC protection

FINISHES

- Available in natural finish or smooth black powder coating.

[CLICK HERE](#) to download assembly instructions.

[WATCH](#) gasket assembly video.

Catalog Number		External Dimensions (in.)			Internal Dimensions (in.)			Weight (Oz.)
Natural Finish	Black	A	B	C	D	E	F	
AN-2850	AN-2850-B	3.54	1.42	1.18	3.17	1.04	.97	4.1
AN-2851	AN-2851-B	2.52	2.28	1.38	2.19	1.95	1.17	5.2
AN-2852	AN-2852-B	4.53	2.56	1.18	4.13	2.15	.98	8.4
AN-2853	AN-2853-B	4.53	2.56	2.17	4.03	2.07	1.96	12.6
AN-2854	AN-2854-B	4.53	3.54	2.17	4.01	3.03	1.96	15.2
AN-2855	AN-2855-B	5.83	4.25	2.95	5.34	3.76	2.71	23.4
AN-2856	AN-2856-B	6.73	4.76	2.17	6.27	4.30	1.89	23.7
AN-2857	AN-2857-B	8.75	5.75	2.17	8.27	5.29	1.95	33.1
AN-2858	AN-2858-B	8.75	5.75	3.25	8.27	5.29	3.07	42.3
AN-2863	AN-2863-B	4.92	3.15	1.57	4.69	2.91	1.34	2.6
AN-2864	AN-2864-B	4.92	3.15	2.24	4.69	2.91	2.01	3.3
AN-2866	AN-2866-B	6.30	3.94	2.36	6.06	3.70	2.13	5.2
AN-2867	AN-2867-B	6.30	3.94	3.19	6.06	3.70	2.95	6.5
AN-2872	AN-2872-B	7.87	4.72	2.95	7.64	4.49	2.72	6.8



Catalog No.	Description	Weight (oz.)
ANX-1390	Wall Mounting Bracket Kit - Natural	1.1
ANX-1390-B	Wall Mounting Bracket Kit - Black	1.1
ANX-1390-G	Wall Mounting Bracket Kit - Gray	1.1

Die-Cast External Mounting Brackets


External mounting brackets enable die-cast boxes to be wall or panel mounted without opening the box. Can be used with all AN and ANS series Bud die-cast boxes except the AN-2900 and AN-2901. Package consists of 4 brackets and attaching screws.

DIE-CAST ALUMINUM BOXES

CN-SERIES

NEMA DIE-CAST BOXES

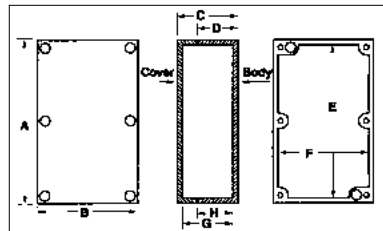
Catalog Number	External Dimensions				Internal Dimensions				Wall Thickness	Wt. Oz.	Molded-in Card Guides
	A	B	C	D	E	F	G	H			
CN-5700	2.36	2.16	1.22	1.02	2.25	2.05	1.11	0.97	0.06	2.5	Yes
CN-5701	3.15	2.16	1.00	0.80	3.03	2.04	0.88	0.74	0.06	2.9	Yes
CN-5702	3.52	1.38	1.22	1.02	3.40	1.26	1.10	0.96	0.06	2.5	No
CN-5703	4.51	2.50	1.22	1.02	4.39	2.38	1.10	0.96	0.06	4.3	No
CN-5704	4.51	2.50	2.22	2.02	4.39	2.38	2.10	1.96	0.06	5.8	No
CN-5705	4.54	3.57	2.22	2.02	4.39	3.41	2.06	1.94	0.08	8.1	No
CN-5706	4.73	3.95	1.44	1.24	4.59	3.79	1.28	1.16	0.08	8.7	Yes
CN-5707	5.47	4.01	3.05	2.85	5.31	3.85	2.89	2.77	0.08	14.0	Yes
CN-5708	6.51	5.01	3.05	2.85	6.35	4.85	2.89	2.77	0.08	18.0	Yes
CN-5709	6.78	4.77	2.22	2.02	6.62	4.61	2.06	1.94	0.08	15.3	No
CN-5710	6.78	4.77	4.21	4.01	6.62	4.61	4.05	3.93	0.08	22.2	No
CN-5711	8.75	5.74	2.25	2.05	8.59	5.58	2.09	1.97	0.08	22.2	No
CN-5712	8.75	5.74	4.22	4.02	8.59	5.58	4.06	3.94	0.08	30.3	No
CN-5713	9.85	9.85	4.01	3.81	9.65	9.65	3.81	3.71	0.10	56.2	Yes
CN-5714	10.81	6.89	2.64	2.44	10.79	6.87	2.62	2.43	0.01	33.7	Yes



Die-cast aluminum NEMA boxes meet NEMA 1, 2, 4, 4X, 12, 13 and IP65 ratings. Many sizes have internal card guides for PC board mounting or partitioning.

DESIGN FEATURES

- ADC-12 aluminum alloy
- Self-adhesive gasket easily attaches to cover
- Cover attaches with 4 or 6 screws for a secure and tight seal
- Internal card guides for PC Board mounting or partitioning (see table)
- Natural finish (other finishes available upon request)
- Easily machined and modified to your particular requirements



DIE-CAST ALUMINUM BOXES

CN-SERIES

NEMA DIE-CAST BOXES WITH MOUNTING FLANGE

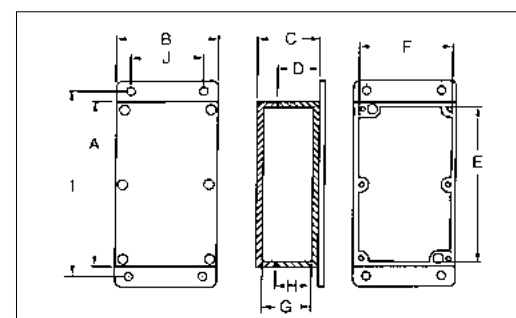


Die-cast aluminum NEMA boxes with mounting flanges can be wall- or panel-mounted without having to remove the cover. Mounting flanges are molded-in, eliminating welded-on plates that could trap fluids.

DESIGN FEATURES

- ADC -12 aluminum alloy
- Meets NEMA 1, 2, 4, 4X, 12, 13 and IP65 ratings
- Self-adhesive gasket easily attaches to cover
- Mounting flanges located on short side of the base
- Cover attaches with 4 or 6 screws for a secure and tight seal
- Internal card guides for PC Board mounting or partitioning
- Natural finish (other finishes available upon request)
- Easily machined and modified to your particular requirements

Catalog Number	External Dimensions				Internal Dimensions				Mtg. Dim.		Wall Thickness	Wt. Oz.	Molded-in Card Guides
	A	B	C	D	E	F	G	H	I	J			
CN-6702	3.52	1.38	1.22	1.02	3.40	1.26	1.10	0.96	4.00	-	0.06	3.0	Yes
CN-6703	4.51	2.50	1.22	1.02	4.39	2.38	1.10	0.96	5.00	1.18	0.06	5.0	Yes
CN-6704	4.51	2.50	2.22	2.02	4.39	2.38	2.10	1.96	5.00	1.18	0.06	7.8	Yes
CN-6705	4.54	3.57	2.22	2.02	4.42	3.45	2.10	1.96	5.00	1.97	0.06	10.0	Yes
CN-6706	4.73	3.95	1.44	1.24	4.57	3.79	1.28	1.16	5.40	2.37	0.08	10.6	Yes
CN-6707	5.47	4.01	3.05	2.85	5.31	3.85	2.89	2.77	6.18	2.37	0.08	18.1	Yes
CN-6708	6.51	5.01	3.05	2.85	6.35	4.85	2.89	2.77	7.17	3.15	0.08	22.4	Yes
CN-6709	6.78	4.77	2.22	2.02	6.62	4.61	2.06	1.94	7.44	3.15	0.08	18.5	Yes
CN-6710	6.78	4.77	4.21	4.01	6.62	4.61	4.05	3.93	7.44	3.15	0.08	30.1	Yes
CN-6711	8.75	5.74	2.25	2.05	8.59	5.58	2.09	1.97	9.37	3.86	0.08	26.0	Yes





SN-SERIES

NEMA SHEET METAL BOX

NEMA 3R

STEEL ENCLOSURE



These sheet metal boxes meet NEMA 1, 2, 4, 4X, 12, 13 and IP65 ratings and can be mounted without the need to remove the cover and expose the internal components.

DESIGN FEATURES

- Made from durable 14 ga. Steel (0.078" thick)
- Smooth continuous welded seams
- External mounting brackets allow the box to be mounted on a wall or panel without having to remove the cover and expose internal components to the environment
- Hinged cover clamps to base with stainless steel screws and brackets for a watertight seal
- Weld nuts for inner panel mounting
- Bonding studs for grounding are provided on base and door
- Easily machined and modified to your particular requirements
- Indoor/outdoor
- Internal panel included
- Tested and passed UL508-4X requirements

FINISH

- Gray powdercoat

ACCESSORIES

- Comes with a 14 ga. steel, powder-coated removable inner panel

Catalog No.	External Dimensions			Wt. (Lbs.)
	H	W	D	
SN-3700	6"	4"	3"	4.2
SN-3701	8"	6"	3.5"	7.2
SN-3702	6"	6"	4"	6.2
SN-3703	12"	10"	5"	16.0
SN-3704	10"	8"	6"	12.6
SN-3705	12"	12"	6"	19.6
SN-3706	14"	12"	6"	21.6
SN-3707	16"	14"	6"	27.0
SN-3708	14"	12"	8"	24.0
SN-3709	16"	14"	10"	32.6

NEMA box with steel internal panel protects outdoor electrical control wiring for up to 25% less than competing products.

DESIGN FEATURES

- Heavy-duty 16-gauge galvanized steel spot welded construction
- Drip-shielded top and seam-free sides, back and front
- Hinged cover with weather-resistant Neoprene gasket and zinc-plated and powder-coated pad-lockable draw latch
- Provides protection against rain, sleet, snow and dripping water
- Easily removable concentric knockouts on bottom for industry standard conduit sizes
- Two external wall mounting brackets in back
- Easy to clean and durable ASA-70 gray powder coating
- Complies with NEMA and UL 50 Type 3R rating
- Internal zinc-plated steel panel included
- UL 50 and 50E listed - file E23806

Catalog Number	External Dimensions (Base)			Wall Mounting Dimensions		Internal Panel Dimensions		Wt. Lbs.
	Height (Inches)	Width (Inches)	Depth (Inches)	Height (Inches)	Width (Inches)	Height (Inches)	Width (Inches)	
N3R-5801	6	4	4	7	3	4.25	2.25	3
N3R-5802	6	6	4	7	3	4.25	4.25	5
N3R-5803	8	6	4	9	3	4.25	4.25	6
N3R-5804	8	8	6	9	3	6.25	6.25	8
N3R-5805	10	8	6	11	3	6.25	6.25	9
N3R-5806	12	10	6	13	3	8.25	8.25	11
N3R-5807	12	12	6	13	3	10.25	10.25	13
N3R-5808	12	12	10	13	3	10.25	10.25	20



STEEL BOXES

SNB-SERIES

NEMA SHEET METAL BOX



FINISH

- Smooth Gray powder coat. Internal Panel – Clear zinc plate.



STAINLESS STEEL

FINISH

- Natural, exterior polished. Internal Panel – Clear zinc plate.

Powder Coated Steel			304 Stainless Steel	
Catalog No.	External Dimensions H x W x D	Wt. (Lbs.)	Catalog No.	Width
SNB-3730	9.84" x 7.87" x 5.91"	8.6	SNB-3730-SS	5.91"
SNB-3731	11.81" x 9.84" x 5.91"	11.6	SNB-3731-SS	7.87"
SNB-3732	11.81" x 9.84" x 7.87"	12.8	SNB-3732-SS	7.87"
SNB-3733	11.81" x 11.81" x 5.91"	13.0	SNB-3733-SS	9.84"
SNB-3734	11.81" x 11.81" x 7.87"	14.8	SNB-3734-SS	9.84"
SNB-3735	15.75" x 11.81" x 5.91"	16.2	SNB-3735-SS	9.84"
SNB-3736	15.75" x 11.81" x 7.87"	18.2	SNB-3736-SS	9.84"
SNB-3737	15.75" x 15.75" x 7.87"	22.6	SNB-3737-SS	13.78"
SNB-3738	7.87" x 5.91" x 5.91"	5.2	SNB-3738-SS	3.94"
SNB-3739	7.87" x 7.87" x 3.98"	4.6	SNB-3739-SS	5.91"
SNB-3740	9.84" x 9.84" x 5.91"	9.7	SNB-3740-SS	7.87"
SNB-3741	9.84" x 7.87" x 3.98"	5.7	SNB-3741-SS	5.91"
SNB-3743	15.75" x 13.98" x 7.87"	19.8	SNB-3743-SS	12.01"

- Continuous seam welded 16 ga. steel or stainless steel construction.
 - Hinged cover clamps to the base with keyed quarter turn latch for a watertight seal.
 - External mounting brackets allow box to be mounted on a wall or panel without having to remove the cover and expose internal components to the environment.
 - Bonding studs for grounding are provided on base and door.
 - Internal panel and hardware included.
 - Tested and listed to UL-508 Type 4x requirements (UL File #E194432).
 - Easily machined and modified to your particular requirements.
 - Note: SNB-3738 through SNB-3743 part numbers are pending UL listing.
- All stainless steel versions are pending UL listing.

SNC-SERIES

WITH LIFT-OFF SCREW COVER

Catalog No.	External Dimensions H x W x D	Weight (Lbs.)
SNC-3750	9.84" x 7.87" x 5.91"	8.65
SNC-3751	11.81" x 9.84" x 5.91"	11.15
SNC-3752	11.81" x 9.84" x 7.87"	12.65
SNC-3753	11.81" x 11.81" x 5.91"	12.80
SNC-3754	11.81" x 11.81" x 7.87"	14.30
SNC-3755	15.75" x 11.81" x 5.91"	15.80
SNC-3756	15.75" x 11.81" x 7.87"	18.30
SNC-3757	15.75" x 15.75" x 7.87"	19.90



Similar to the popular SNB series, the SNC provides the option of an alternative secure screw closure.

DESIGN FEATURES

- Designed to meet NEMA 1, 2, 4, 4X, 12, 13, and IP65 ratings
- UL listed to UL508-4X requirements (pending)
- Continuous seam welded 16 ga. steel construction
- Screw mounted lift off cover
- Bonding studs for grounding are provided on base and cover
- Finish: smooth gray powder coat
- Easily machined and modified to your particular requirements
- Includes stainless steel wall mounting bracket kit
- Includes 14 ga. steel, zinc plated removable inner panel

PUSH BUTTON BOXES



Perfect for industrial applications requiring pushbuttons or switches in corrosive environments. Variety of sizes and depths available. 1–4 holes.

DESIGN FEATURES

- Heavy duty 14 ga. steel seam welded construction
- Cover with captive screws and sealing washer
- Cover screws thread into sealed nuts for additional sealing protection
- Cover has oil resistant die-cut gasket for reliable and lasting protection against dust, water and oil
- Cover supplied with 22.5mm or 30.5mm four-way pushbutton holes
- Welded ground nut inside body
- External flanges with holes for wall mounting
- Designed to comply with NEMA and UL-508A Type 12 and 13 rating
- UL listed

FINISH

- Durable ANSI 65 grey powder coating

Part Number 22.5mm Pushbutton	Part Number 30.5mm Pushbutton	No. of Pushbutton Holes	External Dimensions H x W x D	Wt. (Lbs.)
SPB-3901	SPB-3921	1	3.50" x 3.25" x 2.75"	
SPB-3902	SPB-3922	2	5.75" x 3.25" x 2.75"	
SPB-3903	SPB-3923	3	8.00" x 3.25" x 2.75"	
SPB-3904	SPB-3924	4	10.25" x 3.25" x 2.75"	

PBB SERIES

NEMA BOX



Heavy Duty Plastic Push Button Box

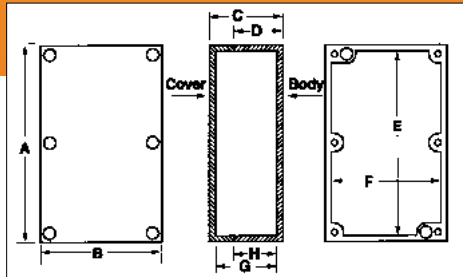
This heavy duty, IP67 plastic box is an excellent metallic box substitute. Sizes fit 1–4 push buttons.

- Suited for 22mm and 30mm push buttons
- Four way keyed
- Body made of gray polycarbonate resin, 10% glass fiber filled
- Cover made of gray polycarbonate
- IP-67 TUV rating to keep out dust and water in extreme conditions
- UL508 / NEMA type 4X and type 6 listed #E343339
- UL industrial controls and CE Low Voltage directive 2006/95/EC listed
- Non-chlorinated and non-brominated flame retardant with UL-94 V0 rating
- Suitable for outdoor use with respect to exposure to ultraviolet light, water exposure and immersion in accordance with UL 746C
- Non-metallic captive screws without the risk of stripping
- Impact and chemical resistant

Catalog No.	Holes Size x Qty.	L (in.)	W (in.)	D (in.)	Weight (lb.)	External mounting bracket#
PBB-11815-1	0.89" (22.5mm) x1	4.331	3.150	3.346	0.13	
PBB-11817-2	0.89" (22.5mm) x2	5.118	3.150	3.346	0.13	NBx10922
PBB-11819-3	0.89" (22.5mm) x3	7.087	3.150	3.346	0.15	Stainless Steel mounting bracket for PIP
PBB-11821-4	0.89" (22.5mm) x4	9.843	3.150	3.346	0.19	
PBB-11831-1	1.22" (31mm) x1	4.331	3.150	3.346	0.13	
PBB-11833-2	1.22" (31mm) x2	5.118	3.150	3.346	0.13	PIP-117PMB
PBB-11835-3	1.22" (31mm) x3	7.087	3.150	3.346	0.15	Plastic mounting bracket for PIP
PBB-11837-4	1.22" (31mm) x4	9.843	3.150	3.346	0.19	

UL/NEMA/IEC

NBF-SERIES



These gasketed all-plastic enclosures have been designed meet NEMA 1, 2, 4, 4X, 12, 13 and IEC529-IP66 requirements, which allows them to be used in many wet, dirty and/or corrosive environments.

DESIGN FEATURES

- Designed to IP66 of IEC 529 and NEMA 1, 2, 4, 4X, 12, and 13 specifications.
- All plastic construction including hinge pins.
- Comes complete with stainless steel wall mounting brackets and hardware.
- Style A has two or three plastic latches.
- Style B has two plastic latches and one stainless steel padlockable latch.

INDOOR VERSIONS:

- ABS plastic enclosures are molded out of light gray material with UL94-HB flammability rating. (Not UL Listed.)
- ABS/PC blended plastic enclosures are molded out of light gray material with UL94-5VA flammability rating. Suggested service temperature range -40°C to +70°C.
- Clear doors, for all models, are molded out of polycarbonate material with UL94-V0 flammability rating.

OUTDOOR VERSIONS:

- *PC/PBT blended plastic enclosures are molded out of light gray material with UL94-5VA flammability rating and UV stabilized.

ABS Version Catalog No.	Indoor Version Catalog Number		Outdoor Version Catalog Number		Style	Nominal External Dimensions Inches [Millimeters]				Actual Internal Dimensions Inches (±0.06)			Wt. Lbs.
	Solid Door	Clear Door	Solid Door	Clear Door		A	B	C	D	E	F	G	
NBF-32002	NBF-32102	NBF-32202	NBF-32302	NBF-32402	A	5.11 [130]	3.93 [100]	2.75 [70]	1.97 [50]	4.55	3.42	2.52	0.6
NBF-32004	NBF-32104	NBF-32204	NBF-32304	NBF-32404	A	5.90 [150]	3.93 [100]	7.25 [70]	1.97 [50]	5.37	3.42	2.52	0.7
NBF-32006	NBF-32106	NBF-32206	NBF-32306	NBF-32406	A	7.87 [200]	3.93 [100]	2.75 [70]	1.97 [50]	7.31	3.42	2.52	0.8
NBF-32008	NBF-32108	NBF-32208	NBF-32308	NBF-32408	A	10.63 [270]	3.93 [100]	2.75 [70]	1.97 [50]	10.02	3.42	2.52	0.8
NBF-32010	NBF-32010	NBF-32210	NBF-32310	NBF-32410	A	5.90 [150]	5.90 [150]	3.54 [90]	2.76 [70]	5.22	5.22	3.31	0.8
NBF-32012*	NBF-32012*	NBF-32212*	NBF-32312*	NBF-32412*	A	7.87 [200]	5.90 [150]	3.93 [100]	2.95 [75]	7.70	5.73	3.70	1.2
NBF-32014*	NBF-32114*	NBF-32214*	NBF-32314*	NBF-32414*	A	7.08 [200]	7.08 [200]	5.90 [150]	4.72 [120]	7.09	7.09	5.67	1.5
NBF-32016*	NBF-32116*	NBF-32216*	NBF-32316*	NBF-32416*	A	11.81 [300]	7.87 [200]	5.11 [130]	4.02 [102]	11.18	7.20	4.82	2.0
NBF-32018	NBF-32118	NBF-32218	NBF-32318	NBF-32418	A	11.81 [300]	7.87 [200]	6.29 [160]	5.20 [132]	11.18	7.20	6.00	2.7
NBF-32020*	NBF-32120*	NBF-32220*	NBF-32320*	NBF-32420*	A	11.81 [300]	7.87 [200]	7.87 [200]	6.81 [173]	11.18	7.20	7.58	2.8
NBF-32022*	NBF-32122*	NBF-32222*	NBF-32322*	NBF-32422*	A	13.78 [350]	9.84 [250]	5.90 [150]	4.72 [120]	12.99	9.06	5.61	3.0
NBF-32024*	NBF-32124*	NBF-32224*	NBF-32324*	NBF-32424*	A	13.78 [350]	9.84 [250]	7.08 [200]	5.91 [150]	12.99	9.06	7.58	4.7
NBF-32026	NBF-32126	NBF-32226	NBF-32326	NBF-32426	A	15.74 [400]	11.81 [300]	6.29 [160]	5.20 [132]	15.14	11.02	5.96	5.6
NBF-32028*	NBF-32128*	NBF-32228*	NBF-32328*	NBF-32428*	A	17.71 [450]	13.78 [350]	6.29 [160]	5.12 [130]	16.65	12.64	5.96	6.9
NBF-32030*	NBF-32130*	NBF-32230*	NBF-32330*	NBF-32430*	A	17.71 [450]	13.78 [350]	7.87 [200]	6.69 [170]	16.65	12.64	7.54	8.9
NBF-32032	NBF-32132	NBF-32232	NBF-32332	NBF-32432	A	19.68 [500]	15.74 [400]	6.29 [160]	5.12 [130]	18.82	14.88	5.96	9.6
NBF-32034*	NBF-32134*	NBF-32234*	NBF-32334*	NBF-32434*	A	19.68 [500]	15.74 [400]	7.87 [200]	6.69 [170]	18.82	14.88	7.54	10.6
NBF-32036*	NBF-32136*	NBF-32236*	NBF-32336*	NBF-32436*	A	20.86 [530]	16.92 [430]	6.29 [160]	5.12 [130]	19.69	15.71	5.96	10.6
NBF-32038	NBF-32138	NBF-32238	NBF-32338	NBF-32438	A	20.86 [530]	16.92 [430]	7.87 [200]	6.69 [170]	19.69	15.71	7.54	11.7
NBF-32040*	NBF-32140*	NBF-32240*	NBF-32340*	NBF-32440*	B	23.62 [600]	19.68 [500]	7.08 [200]	5.91 [150]	23.58	19.69	6.71	13.9
NBF-32042	NBF-32142	NBF-32242	NBF-32342	NBF-32442	B	23.62 [600]	19.68 [500]	9.84 [250]	8.66 [220]	23.62	19.69	9.47	16.1
NBF-32044*	NBF-32144*	NBF-32244*	NBF-32344*	NBF-32444*	B	27.55 [700]	19.68 [500]	7.08 [200]	5.91 [150]	27.52	19.65	6.71	15.8
NBF-32046	NBF-32146	NBF-32246	NBF-32346	NBF-32446	B	27.55 [700]	19.68 [500]	9.84 [250]	8.66 [220]	27.56	19.69	9.47	18.2

* Non-stocking item. Contact factory for price and availability.

UL/NEMA/IEC

NBA SERIES

Front doors have stainless steel hinges and latches



NBB SERIES

Front doors have plastic hinges and snap-action latches



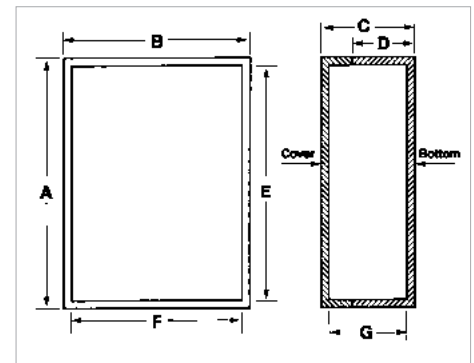
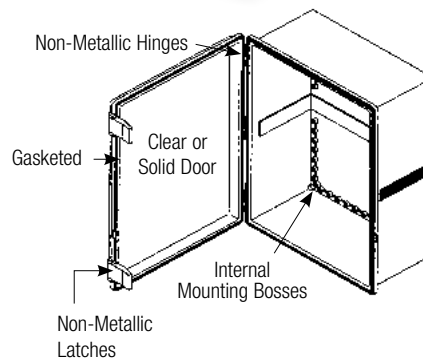
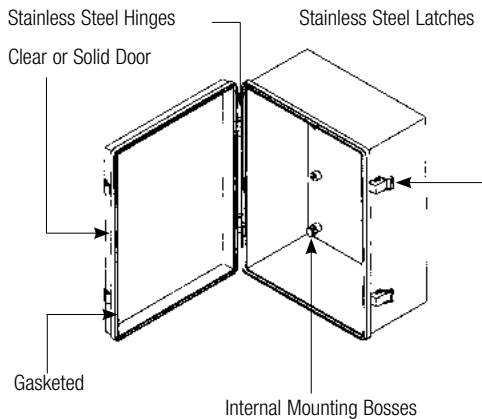
Most of these gasketed enclosures have been tested and approved to UL508-4X specifications, with a few being approved to UL50-4X. All enclosures meet NEMA 1, 2, 4, 4X, 12, and 13 and IEC529-IP65 requirements. (NBA is not NEMA 12.)

INDOOR VERSIONS:

- ABS plastic enclosures are molded out of light gray material with a UL94-HB flammability rating
- UL508-4X enclosures are molded out of light gray ABS/PC blended plastic with a UL94-5VB flammability rating
- Clear doors for all models are Polycarbonate plastic with a UL94V-0 flammability rating

OUTDOOR VERSIONS:

- UL508-4X enclosures are molded out of light gray PC/PBT blended plastic with a UL94-5VA flammability rating



NBA SERIES DIMENSIONS

Indoor Version Cat. No.		Outdoor Version Cat. No.		External				Internal*			Wt. Lbs.
Solid Door	Clear Door	Solid Door	Clear Door	A	B	C	D	E	F	G	
NBA-10142	NBA-10162			11.80"	7.85"	5.97"	4.80"	11.00"	7.02"	5.69"	3.4
NBA-10144	NBA-10164			11.80"	7.85"	7.09"	5.90"	11.00"	7.02"	6.80"	3.8
NBA-10148	NBA-10168			15.75"	11.80"	7.09"	5.90"	14.93"	10.94"	6.80"	6.2
NBA-10152	NBA-10172			19.68"	15.75"	7.87"	6.69"	18.85"	14.90"	7.60"	10.4
NBA-10156	NBA-10176			23.61"	15.75"	9.06"	7.87"	22.78"	14.90"	8.80"	13.5

*Reference Only - Request drawing for Internal configuration and dimensions.

NBB SERIES DIMENSIONS

ABS Version** Cat. No.	UL508-4X Indoor Version Cat. No.		UL508-4X Outdoor Version Cat. No.		External				Internal*			Wt. Lbs.	
	Solid Door	Solid Door	Clear Door	Solid Door	Clear Door	A	B	C	D	E	F		G
NBB-22220	NBB-10220	NBB-10230				5.11"	3.94"	2.75"	1.96"	4.37"	3.18"	2.53"	0.6
NBB-22221	NBB-10221	NBB-10231				5.90"	3.94"	2.75"	1.96"	5.11"	3.18"	2.53"	0.7
NBB-22222	NBB-10222	NBB-10232				7.87"	3.94"	2.75"	1.96"	7.08"	3.18"	2.53"	0.8
NBB-22223	NBB-10223	NBB-10233				10.63"	3.94"	2.75"	1.96"	9.88"	3.18"	2.53"	1.1
NBB-22240	NBB-10240	NBB-10260	NBB-15240			5.90"	5.90"	3.57"	2.75"	5.04"	5.04"	3.27"	1.1
NBB-22241	NBB-10241	NBB-10261				10.73"	6.79"	4.33"	3.15"	9.84"	5.90"	4.07"	1.8
NBB-22243	NBB-10243	NBB-10263	NBB-15243			11.28"	7.47"	5.50"	4.33"	10.46"	6.65"	5.25"	2.8
NBB-22245	NBB-10245	NBB-10265	NBB-15245			13.00"	13.00"	7.04"	5.86"	12.14"	12.14"	6.79"	5.6
NBB-22247	NBB-10247	NBB-10267	NBB-15247			15.68"	11.73"	6.30"	5.11"	14.88"	10.89"	6.03"	5.6
NBB-22251	NBB-10251	NBB-10271				14.52"	10.55"	5.90"	4.72"	13.74"	9.76"	5.64"	4.6
NBB-22253	NBB-10253	NBB-10273	NBB-15253			19.17"	14.64"	7.85"	6.67"	18.33"	13.75"	7.60"	9.6
NBB-22258	NBB-10258	NBB-10278	NBB-15258			28.91"	21.03"	9.87"	8.66"	27.56"	19.67"	9.53"	22.2
● NBB-32640						5.90"	5.90"	3.57"	2.76"	5.30	5.30	3.35	0.8
● NBB-32643						11.28"	7.47"	6.30"	5.12"	10.85	6.91	6.09	2.8
● NBB-32647						15.68"	11.73"	6.30"	5.12"	14.75	10.81	6.09	5.6
● NBB-32653						19.17"	14.88"	6.30"	5.12"	18.67	14.74	6.06	9.6

*Reference Only - Request drawing for Internal configuration and dimensions.

**Not UL listed

UL/NEMA/IEC

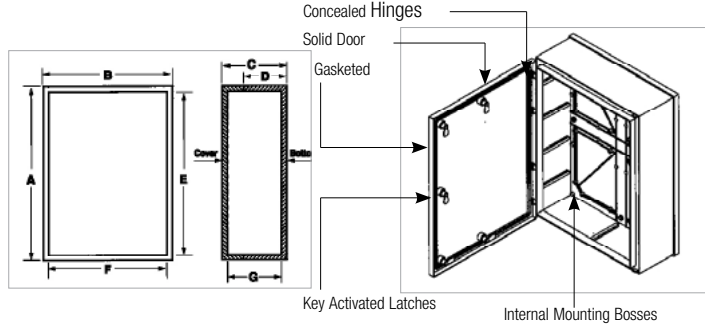
NBC SERIES

Front doors have concealed hinges - one size only




NBC SERIES DIMENSIONS										
Indoor Version Cat. No.		External				Internal*			Wt. Lbs.	
Solid Door	Clear Door	A	B	C	D	E	F	G		
NBC-10352	---	32.05"	24.18"	11.00"	10.02"	30.67"	22.82"	10.60"	27.50	

*Reference Only - Request a drawing for Internal configuration and dimensions.



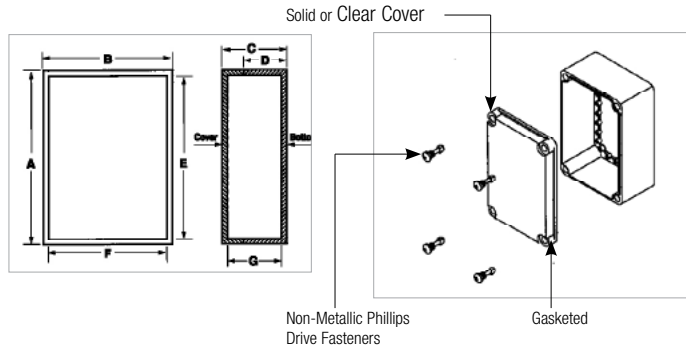
NBD SERIES

Non-metallic Phillips drive fasteners



NBD SERIES DIMENSIONS											
Indoor Version Cat. No.		Outdoor Version Cat. No.		External				Internal*			Wt. Lbs.
Solid Door	Clear Door	Solid Door	Clear Door	A	B	C	D	E	F	G	
NBD-10442	NBD-10462	NBD-15442		11.02"	7.48"	5.03"	3.85"	10.47"	6.66"	4.81"	2.6
NBD-10445	NBD-10465	NBD-15445		15.00"	7.53"	7.00"	3.85"	14.40"	6.70"	6.75"	4.2
NBD-10449	NBD-10469	NBD-15449	Contact Bud Factory	13.42"	11.05"	5.11"	3.92"	12.46"	10.09"	4.86"	4.2
NBD-10452	NBD-10472	NBD-15452		14.96"	11.02"	7.01"	3.85"	14.13"	10.20"	6.77"	5.0
NBD-10456	NBD-10476	NBD-15456		22.08"	14.97"	7.04"	5.82"	21.26"	14.17"	6.72"	9.2

*Reference Only - Request a drawing for Internal configuration and dimensions.



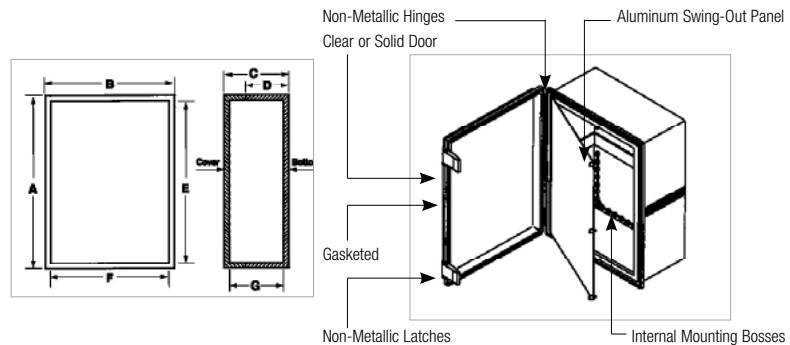
NBE SERIES

Same as NBB Series with swing frame panel



NBE SERIES DIMENSIONS											
Indoor Version Cat. No.		Outdoor Version Cat. No.		External				Internal*			Wt. Lbs.
Solid Door	Clear Door	Solid Door	Clear Door	A	B	C	D	E	F	G	
NBE-10543	NBE-10563			11.28"	7.47"	5.50"	4.33"	10.46"	6.65"	5.25"	3.7
NBE-10547	NBE-10567			15.68"	11.73"	6.30"	5.11"	14.88"	10.89"	6.03"	7.0
NBE-10553	NBE-10573		Contact Bud Factory	19.17"	14.64"	7.85"	6.67"	18.33"	13.75"	7.60"	11.2
NBE-10558	NBE-10578			28.91"	21.03"	9.87"	8.66"	27.56"	19.67"	9.53"	28.0

*Reference Only - Request a drawing for Internal configuration and dimensions.





PTQ SERIES

IP67 PLASTIC BOX

Versatile NEMA-rated boxes. Polycarbonate plastic is reinforced with fiberglass to ensure tight tolerances.

DESIGN FEATURES

- Body made of gray polycarbonate resin, 10% glass-fiber filled
- Cover made of gray or clear polycarbonate
- Cover and body are easily separable for convenient processing
- High impact resistance
- Has IP67 TUV rating to keep out dust and water in extreme conditions
- UL 508/NEMA 4X and NEMA 6 listed #E343339
- Suitable for outdoor use with respect to exposure to ultraviolet light, water exposure and immersion in accordance with UL 746C
- RoHS compliant
- UL industrial controls and CE low voltage directive 2006/95/EC listed
- Non-chlorinated and non-brominated flame retardant with UL 94 5VA rating
- -40°C to +95°C extended exposure condition
- Good chemical resistance
- Continuous poured-in-place neoprene gasket
- Stainless steel latch and hinge pin
- Largest size includes three sets of latches

ACCESSORIES

- 16 gauge steel or ABS plastic internal mounting plate (PTX prefix, P plastic suffix)
- External mounting brackets: stainless steel, NBX10922; plastic, PIP-117-PMB

Catalog No. Opaque Cover	Catalog No. Clear Cover	L (in)	W (in)	D (in)
PTQ-11046	PTQ-11046-C	5.91	5.91	3.54
PTQ-11048	PTQ-11048-C	8.27	6.30	3.94
PTQ-11050	PTQ-11050-C	10.24	6.30	3.94
PTQ-11057	PTQ-11057-C	11.02	7.48	5.51
PTQ-11059	PTQ-11059-C	11.81	7.87	5.91
PTQ-11064	PTQ-11064-C	14.96	11.02	5.12
PTQ-11068	PTQ-11068-C	15.75	11.81	5.91
PTQ-11073	PTQ-11073-C	17.72	13.78	6.30
PTQ-11076	PTQ-11076-C	19.69	15.75	7.87
PTQ-11080	PTQ-11080-C	24.80	20.87	10.04

UL/NEMA/IEC

FIBERGLASS NEMA BOXES

PIP SERIES

Plastic IP67 Box

Ideal for PCB enclosures, junction boxes and other applications in the electrical and electronic industries.



- Body made of gray polycarbonate resin, 10% glass fiber filled
- Cover made of gray polycarbonate
- High impact resistance
- IP-67 TUV rating; UL508 / NEMA type 4X and type 6 listed #E343339
- UL industrial controls and CE Low Voltage directive 2006/95/EC listed
- Non-chlorinated, non-brominated flame retardant with UL-94 V0 rating
- Suitable for outdoor use with respect to exposure to ultraviolet light, water exposure and immersion in accordance with UL 746C
- Non-metallic captive screws without the risk of stripping
- Continuous gasket



No Latch Version: Hinged cover, no latch. Cover secured with two stainless steel screws.

Latch Version: Hinged cover with quick-release, padlockable stainless steel latch.

*UL listing is pending for latch version.

DESIGN FEATURES

- Durable and easy to machine fiberglass reinforced plastic (SMC)
- Provides outstanding protection against corrosion
- Chemical resistant and impervious to dents
- Designed to meet NEMA 1, 2, 4, 4X, 12, 13, and IP66
- Stainless steel hinge, screws, and wall mounting brackets
- UL listed and tested to UL508-4X requirements (UL listing pending for Latch version)
- **Finish:** Light gray
- Includes removable 14 ga. white powder coated steel inner panel

APPLICATIONS

- Instrument cases
- Control housings
- Terminal wiring enclosures
- Meter cases
- Junction boxes
- Wash down environments
- Wet, dry and/or corrosive environments

Catalog No.		L (in.)	W (in.)	D (in.)	Weight (lb.)	Accessories	
Grey Cover	Clear Cover					Internal steel panel	External mounting bracket#
PIP-11760	PIP-11760-C	5.118	3.15	1.378	0.11	PIX-11760	
PIP-11763	PIP-11763-C	5.118	3.15	3.346	0.13	PIX-11760	NBX10922
PIP-11766	PIP-11766-C	5.118	5.118	1.378	0.13	PIX-11766	Stainless Steel mounting bracket for PIP
PIP-11767	PIP-11767-C	5.118	5.118	2.362	0.14	PIX-11766	
PIP-11772	PIP-11772-C	7.087	7.087	2.953	0.19	PIX-11772	
PIP-11774	PIP-11774-C	7.087	7.087	4.921	0.22	PIX-11772	PIP-117PMB
PIP-11775	PIP-11775-C	10.039	7.087	2.953	0.23	PIX-11775	Plastic mounting bracket for PIP
PIP-11777	PIP-11777-C	10.039	7.087	4.921	0.25	PIX-11775	

Catalog No.		External Dimensions (without mounting feet) H x W x D	Internal Dimensions H x W x D
Latch	No Latch		
NFL-6630	NF-6610	7.74" x 7.74" x 4.50"	6.10" x 6.10" x 4.20"
NFL-6631	NF-6611	9.64" x 7.76" x 4.50"	8.00" x 6.10" x 4.20"
NFL-6632	NF-6612	11.78" x 9.90" x 6.50"	10.10" x 8.26" x 6.10"
NFL-6633	NF-6613	13.78" x 11.90" x 6.50"	12.10" x 10.30" x 6.10"
NFL-6634	NF-6614	15.79" x 13.89" x 6.50"	14.15" x 12.25" x 6.10"



Tablet Enclosure with Gasket

Sealed IP65-rated enclosures give tablet designs a wide range of applications.

DESIGN FEATURES

- Molded in high-impact ABS plastic, which is flame retardant to both UL 94-V0 and UL 94-HB
- Available in white (RAL9002, UL 94-V0 of ABS) or black (RAL9005, UL 94-HB of ABS)
- Ideal design for portable-, desktop- or wall-mounted electronic applications
- Recessed area is designed for 4.3", 5.7", 7.0", 8.4" and 10.4" LCD module or touchscreen use
- Lid and base incorporate a tongue-and-groove sealing design to meet IP65 rating for waterproof and dustproof use
- Add-on rubber feet are included

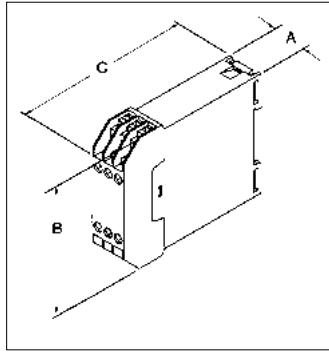
Note: Units with suffix "-B" are black and are made of UL 94-HB ABS plastic. Units with suffix "-W" are white and are made of UL 94-V0 ABS plastic.

Catalog #	Catalog #	L (in)	W (in)	H (in)	Weight lb.
TBG-32610-B	TBG-32610-W	5.512	3.970	1.181	0.3
TBG-32611-B	TBG-32611-W	7.480	5.906	1.181	0.5
TBG-32612-B	TBG-32612-W	8.701	6.339	1.181	0.7
TBG-32613-B	TBG-32613-W	10.984	8.110	1.181	1.1
TBG-32614-B	TBG-32614-W	12.677	9.134	1.181	1.4

Gasket

Catalog #	L (in)	W (in)	Weight (lb.)
TB-32610-GSK	20.07	0.09	0.06
TB-32611-GSK	27.95	0.09	0.06
TB-32612-GSK	31.30	0.09	0.06
TB-32613-GSK	39.37	0.09	0.07
TB-32614-GSK	44.88	0.09	0.07

DIN RAIL BOXES



DIN Rail Mount Box with Tiered Contacts

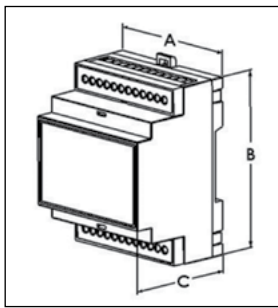
Plastic boxes with DIN rail mounting and double-tiered contacts.

- Durable UL94V-0 rated ABS plastic housing
- External clamp type contacts with M2.5 screws and lock washers
- Internal solder tab contacts
- All contacts are tin plated brass and have 10amp rating
- Internal vertical PCB card guides
- Snap-fit covers
- Fits standard DIN rails

FINISH

- Light gray

Catalog No.	Total Number	External Dimensions			Wt. (Oz.)
		A	B	C	
DB-4751	24	1.72"	3.23"	3.90"	4.2
DB-4754	12	.89"	3.23"	3.90"	2.5



DIN Rail Mount Multi-Board Box


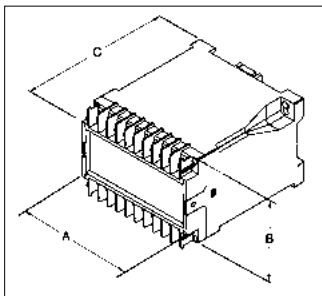
- Durable UL94V-0 rated ABS/PC blend plastic housing
- Three levels of PC board mounting locations - PC boards not supplied
- Bottom level accepts PC board with modular type terminals on 0.2" centers
- Removable terminal guards have snap-off tabs to match number of terminals used
- Snap-fit design allows tool-less assembly of all parts including PC boards
- Snap-fit front cover is easily removable for machining or silk-screening
- Optional clear and infra red polycarbonate covers available
- Fits standard 35mm DIN rail

FINISH

- Light gray

Catalog No.	No. PCB Terminals*	Ext. Dimensions			Wt. Oz.	Optional Clear Front Cover	Optional Infrared Front Cover	Replacement Terminal Guards (Pair)	PCB (Location "A" only)
		A	B	C					
DMB-4769	6 (3/3)	0.67"	3.55"	2.25"	1.0	DMB-4769-CC	DMB-4769-IRC	DMB-4769-TG	DMB-4769-CB
DMB-4770	12 (6/6)	1.43"	3.55"	2.25"	1.5	DMB-4770-CC	DMB-4770-IRC	DMB-4760-TG	DMB-4770-CB
DMB-4771	18 (9/9)	2.10"	3.55"	2.25"	1.9	DMB-4771-CC	DMB-4771-IRC	DMB-4761-TG	DMB-4771-CB
DMB-4772	24 (12/12)	2.80"	3.55"	2.26"	2.3	DMB-4772-CC	DMB-4772-IRC	DMB-4762-TG	DMB-4772-CB
DMB-4773	³⁶ (9x2)/(9x2)	4.18"	3.55"	2.26"	3.3	DMB-4773-CC	DMB-4773-IRC	DMB-4761-TG	DMB-4773-CB
DMB-4774	⁵⁴ (9x3)/(9x3)	6.28"	3.55"	2.26"	4.6	DMB-4774-CC	DMB-4774-IRC	DMB-4761-TG	DMB-4774-CB

* PCB and PCB terminals not supplied. Replacement Mounting Clip: DMB-4764-MC



DIN Rail/Panel Mount Box

Plastic boxes have both DIN rail mounting & panel mounting features, and screw down contacts.

- Durable UL94V-0 rated ABS plastic housing
- External clamp type contacts have M3 screws and lock washers
- Internal solder tab contacts
- All contacts are tin plated brass and have 10 amp rating
- Internal horizontal and vertical PCB card guides
- Screw attached front covers with recessed area for labels
- Fits standard DIN rails


FINISH

- Light gray

Catalog No.	Total Number	External Dimensions			Wt. (Oz.)
		A	B	C	
DB-4713	20	3.94"	2.76"	4.40"	5.7
DB-4715	32	5.91"	2.76"	4.43"	8.7

EXTRUDED ALUMINUM DIN RAIL BOX

UL/NEMA/IEC



Catalog # Black	Catalog # Gray	Length (in)	Width(in)	Depth(in)	Weight (Lb.)
DMX-4776-B	DMX-4776-G	3.87	1.10	2.72	0.18
DMX-4777-B	DMX-4777-G	3.87	1.73	2.72	0.28
DMX-4778-B	DMX-4778-G	3.87	2.38	2.72	0.37
DMX-4779-B	DMX-4779-G	3.87	3.08	2.72	0.44
DMX-4780-B	DMX-4780-G	3.87	4.46	2.72	0.63
DMX-4781-B	DMX-4781-G	3.87	6.56	2.72	0.83
DMX-4785-CC	(clear cover)	2.72	3.87	0.28	0.1
DMX-4785-IR	(IR cover)	2.72	3.87	0.28	0.1

DIN-rail mountable enclosures feature extruded aluminum and plastic panels for a highly styled appearance.

DESIGN FEATURES


- Six different widths in multiples of three terminals
- Can be used independently or mounted on an EN60715 (35 mm) DIN rail
- The plastic panels incorporate a tongue-and-groove sealing design, with a continuous EPDM gasket designed to meet IP66 rating
- Body: aluminum alloy 6063
- Plastic panels: polycarbonate, flammability rating of UL 94-V0
- Gasket: EPDM molded (E-4382)
- Finish: black (RAL9005), gray (RAL7023)
- Different lengths of the aluminum enclosure can be special ordered (minimum ordering quantity will be required)
- Optional clear and infrared polycarbonate covers available
- Bud can modify the enclosure with drilled holes and special cutouts

DIN RAIL BOXES

DIN Rail Mount Box

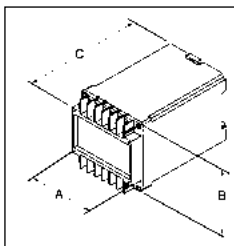
Plastic boxes with DIN rail mounting and screw down contacts.

- Durable UL94V-0 rated ABS plastic housing
- External clamp type contacts have M3 screws and lock washers
- Internal solder tab contacts
- All contacts are tin plated brass and have 10 amp rating
- Internal horizontal and vertical PCB card guides
- Screw attached front covers with recessed area for labels
- Fits standard DIN rails



FINISH

- Light gray



Catalog No.	Total Number	External Dimensions			Wt. (Oz.)
		A	B	C	
DB-4701	12	2.57"	2.76"	4.42"	4.1
DB-4702	16	3.23"	2.76"	4.42"	5.0
DB-4703	20	3.92"	2.76"	4.42"	5.7
DB-4704	24	4.61"	2.76"	4.42"	6.7

DIN Rail Mount PlastiBox

- DIN rail mountable screw together electronic enclosure
- Made from flame retardant black ABS plastic with UL94-5VA flammability rating
- Versatile clip snaps into DIN rail or may be screwed down for panel/wall mount
- (4) PCB mounting bosses in base
- Smooth labeling area on front surface
- Finish is textured matte black



Catalog No.	External Dimensions L x W x H	Wt. (Oz.)
DPB-4760	4.50" x 3.50" x 1.25"	4

ACCESSORIES

UL/NEMA/IEC



Locking Hasp Kit

Used in combination with customer supplied padlock to secure enclosures against entry.

- Kit comes complete with hasp, gasket, and all mounting hardware

Catalog No.	Description	Weight/Oz.
NBX-10915	Locking Hasp Kit	2.5
Cannot be used on NBB22240, NBB10240, NBB10260, and NBB15240.		



Wall Mounting Bracket Kit

Used to mount enclosures to walls, panels, or any other flat surface.

- Kits available with three different size brackets
- Corrosion resistant stainless steel construction
- Kit comes complete with four brackets and bracket/ enclosure mounting screws

Catalog No.	Description	Weight/Oz.
NBX-10920	Small Brackets	2.0
NBX-10922	Medium Brackets	2.6
NBX-10924	Large Brackets	3.2



Panel Bracket Kit

Consists of 4 panel mounting brackets and 4 mounting screws.

- For use on NBB22240, NBB22220, NBB2221, NBB2222, NBB2223, NBB10220, NBB10221, NBB10222, NBB10223, NBB10230, NBB10231, NBB10232, NBB10233, NBB10240, NBB10260, NBB15240, and NBB15260.

Catalog No.	Description	Weight/Oz.
NBX-10930	Panel Bracket Kit	0.1




Hinged Panel Bracket Kit

Used to internally mount a customer supplied panel in an enclosure. Used in NBA Series and NBB Series.

- Kit consists of two hinged plastic brackets, two standard plastic brackets and all necessary mounting hardware

Catalog No.	Description	Wgt/Oz.
NBX-10970	Hinged Panel Bracket Kit	0.7
Cannot be used on NBB22240, NBB22220, NBB2221, NBB2222, NBB2223, NBB10220, NBB10221, NBB10222, NBB10223, NBB10230, NBB10231, NBB10232, NBB10233, NBB10240, NBB10260, NBB15240, and NBB15260.		



Internal Mounting Panels for PIP Series Enclosures

Used to mount equipment inside enclosures. Assembles to mounting bosses on inside of enclosure with self-tapping screws

- Designed to fit PIP series
- Plastic version is made of gray ABS
- Steel version is zinc-plated 16 gauge

Catalog No.		Length (in.)	Width (in.)	Thickness (in.) S/P	Enclosure part #
Steel	Plastic				
PIX-11760	PIX-11760-P	3.858	1.929	0.063 / 0.157	PIP-11760 PIP-11763
PIX-11766	PIX-11766-P	3.858	3.858	0.063 / 0.157	PIP-11766 PIP-11767
PIX-11772	PIX-11772-P	5.827	5.827	0.063 / 0.157	PIP-11772 PIP-11774
PIX-11775	NA	5.827	8.780	0.063 / 0.157	PIP-11775 PIP-11777

ACCESSORIES

UL/NEMA/IEC




Internal Panels

Used to mount customer equipment inside enclosures. Comes complete with all mounting hardware.

- Assembles to mounting bosses on inside of enclosure
- 16-gauge galvanized steel
- Plastic internal panels fit same Bud boxes as the metal internal panels – add suffix -PL to end of part number when ordering. Example: NBX-10975-PL
- 21 sizes available

Catalog No.	Fits Enclosure	Panel size/mm	Panel size/in.	Wgt/lbs.
NBX-10975	NBB-10220, NBB-10230, NBB-22220	65 × 90.5	2.56 × 3.56	
NBX-10976	NBB-10221, NBB-10231, NBB-22221	65 × 115.5	2.56 × 4.55	
NBX-10977	NBB-10222, NBB-10232, NBB-22222	65 × 165	2.56 × 6.50	
NBX-10978	NBB-10223, NBB-10233, NBB-22223	65 × 235	2.56 × 9.25	
NBX-10979	NBB-10241, NBB-10261, NBB-22241	136.5 × 235	5.37 × 9.25	
NBX-10980	NBA-10142, 10162, 10144, 10164	170 × 267	6.7 × 10.5	1.3
NBX-10981	NBA-10148, 10168	265 × 362	10.4 × 14.3	2.6
NBX-10982	NBA-10152, 10172	362 × 463	14.3 × 18.2	4.6
NBX-10983	NBA-10156, 10176	362 × 560	14.3 × 22.1	5.5
NBX-10984	NBB-10240, 10260	124 × 124	4.9 × 4.9	0.5
NBX-10985	NBB-10243, 10263, NBD-10442, 10462, NBE-10543, 10563	161 × 251	6.3 × 9.9	1.1
NBX-10986	NBB-10245, 10265	291 × 291	11.5 × 11.5	2.3
NBX-10987	NBB-10247, 10267, NBE-10547, 10567	265 × 362	10.4 × 14.3	2.6
NBX-10988	NBB-10251, NBB-10271, NBB-22251	230 × 330	9.06 × 12.99	
NBX-10990	NBB-10253, 10273, NBE-10553, 10573	333 × 447	13.1 × 17.6	4.1
NBX-10991	NBB-10258, 10278, NBE-10558, 10578	480 × 680	18.9 × 26.8	8.9
NBX-10992	NBC-10352	520 × 720	20.5 × 28.4	10.2
NBX-10994	NBD-10445, 10465	161 × 352	6.3 × 13.9	1.6
NBX-10996	NBD-10449, 10469	251 × 312	9.9 × 12.3	2.2
NBX-10997	NBD-10452, 10472	251 × 351	9.9 × 13.8	2.4
NBX-10999	NBD-10456, 10476	532 × 345	20.9 × 13.6	5.0



Steel Internal Panels for NBF Series Boxes

Used to mount customer equipment inside enclosures. Assembles to mounting bosses on inside of enclosure.

- Designed to fit NBF series enclosures
- 16 GA galvanized steel construction
- Assembles to mounting bosses inside the enclosure
- Mounting hardware included

Catalog No.	Length x Width x Thickness (Inches)	Fits Enclosure
NBX-32902	3.80 × 2.68 × 0.06	NBF-32002, NBF-32102, NBF-32202, NBF-32302, NBF-32402
NBX-32904	4.57 × 2.68 × 0.06	NBF-32004, NBF-32104, NBF-32204, NBF-32304, NBF-32404
NBX-32906	6.52 × 2.68 × 0.06	NBF-32006, NBF-32106, NBF-32206, NBF-32306, NBF-32406
NBX-32908	9.25 × 2.68 × 0.06	NBF-32008, NBF-32108, NBF-32208, NBF-32308, NBF-32408
NBX-10984	4.88 × 4.88 × 0.06	NBF-32010, NBF-32110, NBF-32210, NBF-32310, NBF-32410
NBX-32912*	7.32 × 5.35 × 0.06	NBF-32012, NBF-32112, NBF-32212, NBF-32312, NBF-32412
NBX-32914	6.89 × 6.89 × 0.06	NBF-32014, NBF-32114, NBF-32214, NBF-32314, NBF-32414
NBX-32916	10.51 × 6.69 × 0.06	NBF-32016, NBF-32116, NBF-32216, NBF-32316, NBF-32416, NBF-32018, NBF-32118, NBF-32218, NBF-32318, NBF-32418, NBF-32020, NBF-32120, NBF-32220, NBF-32320, NBF-32420
NBX-10988	12.63 × 8.70 × 0.06	NBF-32022, NBF-32122, NBF-32222, NBF-32322, NBF-32422
NBX-32926	14.25 × 10.43 × 0.06	NBF-32026, NBF-32126, NBF-32226, NBF-32326, NBF-32426
NBX-32928	16.54 × 12.09 × 0.06	NBF-32028, NBF-32128, NBF-32228, NBF-32328, NBF-32428, NBF-32030, NBF-32130, NBF-32230, NBF-32330, NBF-32430
NBX-32932	18.23 × 14.29 × 0.06	NBF-32032, NBF-32132, NBF-32232, NBF-32332, NBF-32432, NBF-32034, NBF-32134, NBF-32234, NBF-32334, NBF-32434
NBX-32936	18.22 × 14.25 × 0.06	NBF-32036, NBF-32136, NBF-32236, NBF-32336, NBF-32436, NBF-32038, NBF-32138, NBF-32238, NBF-32338, NBF-32438
NBX-32940	18.31 × 22.64 × 0.06	NBF-32040, NBF-32140, NBF-32240, NBF-32340, NBF-32440, NBF-32042, NBF-32142, NBF-32242, NBF-32342, NBF-32442
NBX-10991	26.77 × 18.90 × 0.06	NBF-32044, NBF-32144, NBF-32244, NBF-32344, NBF-32444, NBF-32046, NBF-32146, NBF-32246, NBF-32346, NBF-32446

* Non-stocking - contact factory for availability



Plastic Internal Panels for NBF Series Boxes

An all-plastic accessory panel used with the NBF series NEMA boxes allows easy mounting of electronic devices in the box.

- ABS plastic, UL94-HB
- Unique hole grid allows electrical and/or electronic devices to be mounted to panel as a subassembly without punching or drilling holes
- Easier prototyping
- Allows pre-testing of components
- Faster, less costly infield assembly

Catalog No.	Length x Width x Thickness (Inches)	Fits Enclosure
NBX-32902-PL	3.80 × 2.68 × 0.14	NBF-32002, NBF-32102, NBF-32202, NBF-32302, NBF-32402
NBX-32904-PL	4.57 × 2.68 × 0.14	NBF-32004, NBF-32104, NBF-32204, NBF-32304, NBF-32404
NBX-32906-PL	6.52 × 2.68 × 0.14	NBF-32006, NBF-32106, NBF-32206, NBF-32306, NBF-32406
NBX-32908-PL	9.25 × 2.68 × 0.14	NBF-32008, NBF-32108, NBF-32208, NBF-32308, NBF-32408
NBX-10984-PL	4.88 × 4.88 × 0.15	NBF-32010, NBF-32110, NBF-32210, NBF-32310, NBF-32410
NBX-32912-PL*	7.32 × 5.35 × 0.12	NBF-32012, NBF-32112, NBF-32212, NBF-32312, NBF-32412
NBX-32914-PL*	6.89 × 6.89 × 0.16	NBF-32014, NBF-32114, NBF-32214, NBF-32314, NBF-32414
NBX-32916-PL	10.51 × 6.69 × 0.13	NBF-32016, NBF-32116, NBF-32216, NBF-32316, NBF-32416, NBF-32018, NBF-32118, NBF-32218, NBF-32318, NBF-32418, NBF-32020, NBF-32120, NBF-32220, NBF-32320, NBF-32420
NBX-10988-PL	12.63 × 8.70 × 0.17	NBF-32022, NBF-32122, NBF-32222, NBF-32322, NBF-32422, NBF-32024, NBF-32124, NBF-32224, NBF-32324, NBF-32424
NBX-32926-PL	14.25 × 10.43 × 0.15	NBF-32026, NBF-32126, NBF-32226, NBF-32326, NBF-32426
NBX-32928-PL	16.54 × 12.09 × 0.17	NBF-32028, NBF-32128, NBF-32228, NBF-32328, NBF-32428, NBF-32030, NBF-32130, NBF-32230, NBF-32330, NBF-32430
NBX-32932-PL	18.23 × 14.25 × 0.17	NBF-32032, NBF-32132, NBF-32232, NBF-32332, NBF-32432, NBF-32034, NBF-32134, NBF-32234, NBF-32334, NBF-32434
NBX-32936-PL	18.22 × 14.25 × 0.17	NBF-32036, NBF-32136, NBF-32236, NBF-32336, NBF-32436, NBF-32038, NBF-32138, NBF-32238, NBF-32338, NBF-32438

* Non-stocking - contact factory for availability

Screws


Used to attach equipment or panels to internal mounting bosses and brackets to the outside rear of enclosures.

- Five different screw sizes and/or types available

Catalog No.	Type	Internal Use	Weight/Oz.
NBX-10950	M5 × 10mm	All except as listed below	14.0
NBX-10951	M4 × 8mm	NBB-10240, 10260	14.0
NBX-10952	M6 × 10mm	All w/o inserts	14.0
Catalog No.	Type	External Use	Weight/Oz.
NBX-10953	M5 × 10mm	All except as listed below	14.0
NBX-10954	M4 × 8mm	NBB-10240, 10260	14.0

ACCESSORIES

UL/NEMA/IEC




Internal Panels for PN Series Plastic NEMA 4 Boxes

Aluminum internal panels for PN series plastic boxes are used to mount equipment inside the enclosures. Assembles to mounting bosses on inside of enclosure.

- Designed to fit PN series plastic NEMA boxes
- 0.062-inch-thick aluminum
- Panel mounting hardware included

Catalog No.	Length × Width × Thickness (Inches)	Fits Enclosure
PNX-91420	2.17 × 1.93 × 0.06	PN-1320, PN-1320-DG, PN-1320-C, PN-1320-MB, PN-1320-DGMB
PNX-91421	4.06 × 2.09 × 0.06	PN-1321, PN-1321-DG, PN-1321-C, PN-1321-MB, PN-1321-DGMB, PN-1322, PN-1322-DG, PN-1322-C, PN-1321-MB, PN-1322-DGMB
PNX-91423	4.02 × 3.03 × 0.06	PN-1323, PN-1323-DG, PN-1323-C, PN-1323-MB, PN-1323-DGMB, PN-1328, PN-1328-DG, PN-1328-C, PN-1328-MB, PN-1328-DGMB
PNX-91424	6.26 × 4.29 × 0.06	PN-1324, PN-1324-DG, PN-1324-C, PN-1324-MB, PN-1324-DGMB, PN-1327, PN-1327-DG, PN-1327-C, PN-1327-MB, PN-1327-DGMB
PNX-91425	8.27 × 5.27 × 0.06	PN-1325, PN-1325-DG, PN-1325-C, PN-1325-MB, PN-1325-DGMB, PN-1329, PN-1329-DG, PN-1329-C, PN-1329-MB, PN-1329-DGMB
PNX-91426	7.32 × 2.8 × 0.06	PN-1326, PN-1326-DG, PN-1326-C, PN-1326-MB, PN-1326-DGMB
PNX-91430	1.71 × 1.63 × 0.06	PN-1330, PN-1330-DG, PN-1330-C
PNX-91431	2.87 × 2.8 × 0.06	PN-1331, PN-1331-DG, PN-1331-C
PNX-91432	5.91 × 2.76 × 0.06	PN-1332, PN-1332-DG, PN-1332-C, PN-1333, PN-1333-DG, PN-1333-C
PNX-91434	7.50 × 4.35 × 0.06	PN-1334, PN-1334-DG, PN-1334-C, PNR-2604, PNR-2604-DG, PNR-2604-C
PNX-91435	10.02 × 6.87 × 0.06	PN-1335, PN-1335-DG, PN-1335-C
PNX-91436	4.29 × 4.29 × 0.06	PN-1336, PN-1336-DG, PN-1336-C, PN-1337, PN-1337-DG, PN-1337-C
PNX-91438	5.87 × 5.87 × 0.06	PN-1338, PN-1338-DG, PN-1338-C, PN-1339, PN-1339-DG, PN-1339-C
PNX-91440	8.98 × 5.83 × 0.06	PN-1340, PN-1340-DG, PN-1340-C, PN-1341, PN-1341-DG, PN-1341-C
PNX-91442	11.37 × 8.62 × 0.06	PN-1342, PN-1342-DG, PN-1342-C, PN-1343, PN-1343-DG, PN-1343-C
PNX-91444	13.65 × 7.35 × 0.06	PN-1344, PN-1344-DG, PN-1344-C
PNX-92600	3.58 × 3.58 × 0.06	PNR-2600, PNR-2600-DG, PNR-2600-C, PNR-2601, PNR-2601-DG, PNR-2601-C
PNX-92602	4.37 × 2.8 × 0.06	PNR-2602, PNR-2602-DG, PNR-2602-C, PNR-2603, PNR-2603-DG, PNR-2603-C
PNX-92605	9.07 × 4.36 × 0.06	PNR-2605, PNR-2605-DG, PNR-2605-C
PNX-92607	7.52 × 5.55 × 0.06	PNR-2607, PNR-2607-DG, PNR-2607-C, PNR-2608, PNR-2608-DG, PNR-2608-C



Internal Panels for Die-Cast Aluminum NEMA 4 Boxes


Aluminum Internal Panels for AN series boxes. Used to mount customer equipment inside the enclosures. Assembles to mounting bosses on inside of enclosure.

- Designed to fit AN series die-cast aluminum NEMA boxes
- 0.062-inch-thick aluminum
- Panel mounting hardware included

Catalog No.	Length × Width × Thickness (Inches)	Fits Enclosure
ANX-91300	3.07 × 0.95 × 0.06	AN-1300, AN-1300-G, AN-2800, AN-2800-B, AN-2850, AN-2850-B
ANX-91301	2.13 × 1.87 × 0.06	AN-1301, AN-1301-G, AN-2801, AN-2801-B, AN-2851, AN-2851-B
ANX-91302	4.06 × 2.09 × 0.06	AN-1302, AN-1302-G, AN-2802, AN-2802-B, AN-2852, AN-2852-B, AN-1303, AN-1303-G, AN-2803, AN-2803-B AN-2853, AN-2853-B
ANX-91304	4.04 × 3.05 × 0.06	AN-1304, AN-1304-G, AN-2804, AN-2804-B, AN-2854, AN-2854-B
ANX-91305	5.37 × 3.79 × 0.06	AN-1305, AN-1305-G, AN-2805, AN-2805-B, AN-2855, AN-2855-B
ANX-91306	6.23 × 4.26 × 0.06	AN-1306, AN-1306-G, AN-2806, AN-2806-B, AN-2856, AN-2856-B
ANX-91307	8.3 × 5.3 × 0.06	AN-1307, AN-1307-G, AN-2807, AN-2807-B, AN-2857, AN-2857-B, AN-1308, AN-1308-G, AN-2808, AN-2808-B, AN-2858, AN-2858-B
ANX-91309	4.02 × 4.02 × 0.06	AN-1309, AN-1309-G, AN-2809, AN-2809-B
ANX-91310	5.52 × 5.52 × 0.06	AN-1310, AN-1310-G, AN-2810, AN-2810-B
ANX-91311	1.7 × 1.5 × 0.06	AN-1311, AN-1311-G, AN-2811, AN-2811-B
ANX-91312	3.5 × 2.16 × 0.06	AN-1312, AN-1312-G, AN-2812, AN-2812-B
ANX-91313	4.48 × 2.72 × 0.06	AN-1313, AN-1313-G, AN-2813, AN-2813-B, AN-1314, AN-1314-G, AN-2814, AN-2814-B
ANX-91315	5.53 × 2.15 × 0.06	AN-1315, AN-1315-G, AN-2815, AN-2815-B
ANX-91316	5.79 × 3.43 × 0.06	AN-1317, AN-1317-G, AN-2817, AN-2817B
ANX-91318	1.81 × 1.30 × 0.06	AN-1318, AN-1318-G, AN-2818, AN-2818-B
ANX-91319	2.72 × 2.50 × 0.06	AN-1319, AN-1319-G, AN-2819, AN-2819-B
ANX-91320	3.66 × 1.69 × 0.06	AN-1320, AN-1320-G, AN-2820, AN-2820-B
ANX-91321	6.52 × 2.78 × 0.06	AN-1321, AN-1321-G, AN-2821, AN-2821-B
ANX-91322	7.43 × 4.27 × 0.06	AN-1322, AN-1322-G, AN-2822, AN-2822-B
ANX-91323	9.72 × 5.79 × 0.06	AN-1323, AN-1323-G, AN-2823, AN-2823-B

ACCESSORIES

UL/NEMA/IEC



PTX Series Internal Panels

- Designed to fit PTQ series
- Plastic version is made of Gray ABS
- Steel version is zinc plated 16GA


APPLICATIONS

- PCB mounting
- Equipment assembly
- Power supply housing

Catalog No. Steel	Catalog No. Plastic	L (in)	W (in)	T (in) S/P	Fits Enclosure Part No.	Weight S/P
PTX-11046	PTX-11046-P	4.84	4.84	0.063/0.157	PTQ-11046	0.4/0.13
PTX-11048	PTX-11048-P	7.05	5.08	0.063/0.157	PTQ-11048	0.6/0.2
PTX-11050	PTX-11050-P	8.82	5.08	0.063/0.157	PTQ-11050	0.8/0.26
PTX-11057	PTX-11057-P	9.76	6.26	0.063/0.157	PTQ-11057	1.1/0.36
PTX-11059	PTX-11059-P	10.47	6.54	0.063/0.157	PTQ-11059	1.2/0.4
PTX-11064	PTX-11064-P	13.70	9.76	0.063/0.157	PTQ-11064	2.4/0.8
PTX-11068	PTX-11068-P	14.37	10.43	0.063/0.157	PTQ-11068	2.7/0.9
PTX-11073	PTX-11073-P	16.02	12.05	0.063/0.157	PTQ-11073	3.4/1.13
PTX-11076	PTX-11076-P	18.03	14.09	0.063/0.157	PTQ-11076	4.5/1.5
PTX-11080	PTX-11080-P	21.85	17.72	0.063/0.157	PTQ-11080	6.9/2.3

ACCESSORIES

UL/NEMA/IEC



PCB for DIN Rail Mount Multi-Board Box

- Designed to fit circuit board location 'A' of the DIN Rail Mount Multi-Board boxes
- 0.1" hole spacing designed to accommodate a variety of components for prototyping
- Pre-plated holes for easy soldering
- Available in five sizes
- Terminals can be used in multiples of three

Catalog No.	No. of PCB Terminals	External Dimensions (inches)			Weight (Oz.)	Box (not supplied)
		W	L	T		
DMB-4769-CB	6 (3/3)	3.421	0.563	0.062	0.1	DMB-4769
DMB-4770-CB	12 (6/6)	3.421	1.291	0.062	0.1	DMB-4770
DMB-4771-CB	18 (9/9)	3.421	1.969	0.062	0.1	DMB-4771
DMB-4772-CB	24 (12/12)	3.421	2.669	0.062	0.1	DMB-4772
DMB-4773-CB	36 (9x2)/(9x2)	3.421	4.047	0.062	0.1	DMB-4773
DMB-4774-CB	54 (9x3)/(9x3)	3.421	6.122	0.062	0.1	DMB-4774
Terminal Connector						
DMB-4770-T3	6 (2x3)				0.3	

DIN Rail

DIN rails are compatible with any industrial or commercial electrical enclosures that use 35mm DIN rail mounting.

- 1mm thick zinc plated steel
- Complies with EN 60715 standard
- 18mm x 6.3mm oblong slots spaced at 25mm center to center provide flexibility in mounting
- Accepts all types of 35mm DIN rail mountable components and devices
- Suitable for mounting all Bud DIN rail mount boxes and accessories: DB, DPB, DMB and TS-16 series
- Sold and shipped in packages of 10



Catalog Number	Length (mm)	Width (mm)	Height (mm)	Weight (Pack of 10) (lbs.)
DNR-4790	1000	35	7.5	8

DIN Rail Mounting Clip

This easy-to-install clip allows mounting of small enclosures and other devices that do not have a built-in DIN rail mounting flange to a 35mm DIN rail.

- Clip allows a variety of boxes not having an integral DIN rail mounting bracket to mount on a 35mm DIN rail
- Easy to install (requires drilling of one 4.3mm diameter hole in the mounting surface)
- NEMA-rated boxes may need sealing washer to maintain NEMA rating
- 0.8mm thick plated steel
- Shipped in a plastic bag consisting of one clip, one M4 x 8mm machine screw and one M5 lock washer
- PLEASE NOTE: larger boxes may require the use of two clips



Catalog Number	Length (mm)	Width (mm)	Height (mm)	Weight (lbs.)
DNC-4796	15	14	8	0.015

ACCESSORIES

UL/NEMA/IEC

Air and Moisture Vents

Used to equalize internal and external temperature and pressure, and to prevent internal condensation.

- In small size, two different mounting styles are available (NBX)
- A large size vent is also available (IPV); can be mounted with or without a cooling fan
- All plastic construction
- Each vent comes with housing, gasket, and locking nut

Small Air & Moisture Vents

Catalog No.	Style	Weight/Oz.
NBX-10910	A	3.0
NBX-10911	B	3.0



Large Air & Moisture Vents

Catalog No.	Fan Dia. (mm) (not included)	Weight/Oz.
IPV-1115	60	8.0
IPV-1116	80	10.0

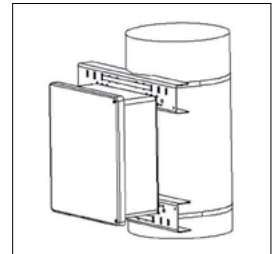


Pole Mount Brackets

Allows Bud NEMA boxes to mount to round or rectangular poles.

- Zinc-plated and dichromate sealed steel brackets
- Stainless steel quick-adjust, high strength band clamps
- Kit includes 2 brackets, 2 band clamps and all necessary hardware

Catalog No.	Applies to Bud Number	Weight Lbs.
BPM-22260	AN-1304 through AN-1310, AN-1313 through AN-1317, AN-1322, AN-1323	6.3
	PN-1323 through PN-1327, PN-1329; PN-1331 through PN-1341	
	NF-6610 through NF-6613, NFL-6630 through NFL-6633	
	SN-3700 through SN-3702, SN-3704	
	NBB-22220 through NBB-22223, NBB-22240 through NBB-22243	
	NBE-10543, NBE-10563	
BPM-22261	NBA-10142, NBA-10144	8.0
	NBD-10442, NBD-10445	
	PN-1342 through PN-1344	
	NF-6613, NF-6614, NFL-6633, NFL-6634	
	SN-3703, SN-3705 through SN-3709	
	All SNB series	
	NBB-22245 through NBB-22258	
	NBE-10547 through NBE-10558, NBE-10567 through NBE-10578	
	NBA-10148	
	NBD-10449, NBD-10452	



Nylon Hole Plug

Plugs prevent dust and dirt from entering the enclosure.



NEW PRODUCT

DESIGN FEATURES

- High impact-resistant nylon
- Typically used in panels, end panels or opened knockouts
- Max wall thickness 14 gauge steel, 0.125" plastic
- Ambient temperature: constant -20°C to +65°C; short exposure -40°C to +120°C
- **Finish:** Black
- RoHS compliant

Catalog No.	Hole Diameter (14 gauge steel max, plastic 0.125 max)
HPG-14228	Fits 0.31 inch hole dia.
HPG-142210	Fits 0.39 inch hole dia.
HPG-142213	Fits 0.51 inch hole dia.
HPG-142216	Fits 0.63 inch hole dia.
HPG-142219	Fits 0.75 inch hole dia.
HPG-142222	Fits 0.87 inch hole dia.
HPG-142226	Fits 1.02 inch hole dia.
HPG-142230	Fits 1.18 inch hole dia.

ACCESSORIES

UL/NEMA/IEC



IP66 Nylon Cable Glands

Cost effective and sturdy, these nylon cable glands are ideal for plastic enclosures.

DESIGN FEATURES

- Sturdy and cost effective design
- IP66 (TUV) rating
- Two styles of thread length for a wide range of wall thickness: standard and long thread (this option in gray only, 4-G suffix)
- Bend-proof style on popular sizes (this option in gray only, BPG suffix)
- Well suited for plastic enclosures
- High-impact resistant nylon
- Seal: nitrile rubber
- Finish: gray, black (as noted)
- RoHS compliant
- Size range PG7 to PG63



STANDARD (THIN WALL ENCLOSURE)				
Catalog # Black	Catalog # Gray	Wire Diameter	Thread Length (in.)	Thread Diameter (in.)
IPG-2227	IPG-2227-G	0.12 to 0.24 in.	0.32	0.49
IPG-2229	IPG-2229-G	0.16 to 0.31 in.	0.32	0.60
IPG-22211	IPG-22211-G	0.2 to 0.39 in.	0.32	0.73
IPG-222135	IPG-222135-G	0.24 to 0.47 in.	0.35	0.80
IPG-22216	IPG-22216-G	0.39 to 0.55 in.	0.39	0.89
IPG-22219	IPG-22219-G	0.47 to 0.59 in.	0.39	0.93
IPG-22221	IPG-22221-G	0.51 to 0.71 in.	0.39	1.11
IPG-22225	IPG-22225-G	0.59 to 0.75 in.	0.43	1.16
IPG-22229	IPG-22229-G	0.71 to 0.98 in.	0.47	1.46
IPG-22236	IPG-22236-G	0.87 to 1.26 in.	0.53	1.85
IPG-22242	IPG-22242-G	1.18 to 1.5 in.	0.57	2.13
IPG-22248	IPG-22248-G	1.34 to 1.73 in.	0.55	2.32
IPG-22263	IPG-22263-G	1.65 to 1.97 in.	1.06	2.76

LONG THREAD (THICK WALL ENCLOSURE)				
Gray	Wire Diameter	Thread Length (in.)	Thread Diameter (in.)	
IPG-22274-G	0.12 to 0.24 in.	0.59	0.47	
IPG-22294-G	0.16 to 0.31 in.	0.59	0.63	
IPG-222114-G	0.2 to 0.39 in.	0.59	0.71	
IPG-2221354-G	0.24 to 0.47 in.	0.59	0.79	
IPG-222164-G	0.39 to 0.55 in.	0.59	0.87	

BEND PROOF (SPIRAL EXTENSION)				
Gray	Wire Diameter	Thread Length (in.)	Thread Diameter (in.)	
IPG-2227-BPG	0.12 to 0.24 in.	0.32	0.49	
IPG-2229-BPG	0.16 to 0.31 in.	0.32	0.60	
IPG-22211-BPG	0.2 to 0.39 in.	0.32	0.73	
IPG-222135-BPG	0.24 to 0.47 in.	0.35	0.80	
IPG-22216-BPG	0.39 to 0.55 in.	0.39	0.89	
IPG-22221-BPG	0.51 to 0.71 in.	0.39	1.11	



IP68 Metal Cable Glands

Sturdy and cost effective, these metal cable glands are suitable for harsh and high-vibration applications.

DESIGN FEATURES

- IP68 (TUV) rating
- Excellent shock and corrosion resistance
- Suitable for mounting on equipment in motion
- Great for equipment in harsh environments
- Complies with IEC-60077-1999 resistance to vibration and impact standard
- Body: nickel-plated brass
- Gasket: polyamide 6/6 (nylon)
- Seal: nitrile rubber for superior performance
- Finish: nickel
- RoHS compliant
- Sizes range from PG7 to PG48




Catalog #	Wire Diameter	Thread Length (in.)	Thread Diameter (in.)
MPG-2237	0.12 to 0.24 in.	0.20	0.49
MPG-2239	0.16 to 0.31 in.	0.24	0.60
MPG-22311	0.2 to 0.39 in.	0.24	0.73
MPG-22313	0.24 to 0.47 in.	0.28	0.80
MPG-22316	0.39 to 0.55 in.	0.28	0.89
MPG-22321	0.51 to 0.71 in.	0.32	1.11
MPG-22329	0.71 to 0.98 in.	0.32	1.46
MPG-22336	0.87 to 1.26 in.	0.35	1.85
MPG-22342	1.18 to 1.5 in.	0.35	2.13
MPG-22348	1.34 to 1.73 in.	0.39	2.34

Cable Glands

DESIGN FEATURES

Required to maintain NEMA 1, 2, 4, 4X, 12 or 13 rating when cables enter or exit a NEMA 1, 2, 4, 4X, 12 or 13 type enclosure. These assemblies consist of black molded nylon body, hex nut, and cable nut, and with a rubber gasket and cable seal. Nylon material has UL94V-2 flammability rating.



Catalog No.	Mounting Size	Mounting Hole Diameter	Cable Range	Wt. Oz.
NG-9511	PG-7	.50"	.12"-.17"	0.2
NG-9512	PG-9	.61"	.16"-.25"	0.3
NG-9513	PG-11	.73"	.2 0"-.29"	0.4
NG-9514	PG-13.5	.81"	.24"-.43"	0.5
NG-9515	PG-16	.89"	.39"-.51"	0.6
NG-9516	PG-21	1.12"	.51"-.67"	0.9
NG-9517	PG-29	1.47"	.71"-.95"	1.5

DUAL COMPARTMENT IP65 ENCLOSURE



Upper compartment has removable transparent cover that allows users to view meters and other indicators and easily access system components needing frequent maintenance.

Lower compartment protects delicate components, electrical components that could pose a touch hazard such as power supplies and batteries, and other components that do not require frequent access

DESIGN FEATURES

- Body made of high-impact ABS
- Cover made of blue tinted polycarbonate (UL 94-HB)
- Available in two styles that both carry IP65 rating: screw-on cover or hinged cover designed for frequent access
- Both compartments are sealed with durable and oil-resistant silicone sponge gasket
- Built-in DIN rail mounting clips for easy mounting
- Easy-to-remove knockouts on bottom side to accommodate conduit fittings or cable glands
- Printed circuit board guides in the upper compartment
- Available in five sizes

APPLICATIONS

- Heating, air conditioning and ventilation technology
- Measurement and control technology
- Machine and industrial controllers

Catalog Number	Catalog Number	Height (Inches)			Width (Inches)			Depth (Inches)			Shipping Weight (lbs.)
		External	Internal (PCB box)	Internal (Terminals box)	External	Internal (PCB box)	Internal (Terminals box)	External	Internal (PCB box)	Internal (Terminals box)	
DCH-11920	DCS-11900	6.34	3.79	1.9	6.54	6.14	5.39	3.66	3.47	2.11	0.3
DCH-11921	DCS-11901	6.34	3.79	1.9	6.54	6.14	5.39	4.76	4.57	2.11	0.3
DCH-11922	DCS-11902	7.28	4.54	2.09	8.39	7.99	7.24	4.11	3.91	2.11	0.4
DCH-11923	DCS-11903	8.54	5.8	2.09	10.08	9.72	8.96	5.22	4.99	2.5	0.6
DCH-11924	DCS-11904	11.06	7.34	3.07	11.65	11.26	10.49	6.22	5.98	3.33	0.7

TRANSPARENT NEMA 4X

These transparent polycarbonate molded enclosures meet NEMA 1, 2, 4, 4X, 12, and 13 specifications and are ideal for PCB enclosures, test equipment and other applications in the electrical and electronic industries. Available in a variety of sizes, these molded enclosures allow easy monitoring of displays, readouts and other devices.



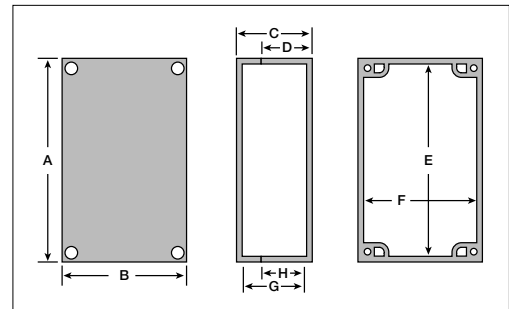
DESIGN FEATURES

- Transparent blue polycarbonate design reduces the need to remove cover to verify NEMA protection
- Near complete transparency to blue, white, and near white displays
- Designed to IEC52/IP65 and NEMA 1, 2, 4, 4X, 12, and 13 specifications
- Lap joint design combined with silicone gasket ensures protection against ingress of dust and splashing water
- Internal guide slots for mounting PCB assemblies vertically on some models
- Internal bosses allow mounting of PCBs horizontally or for connection of terminals etc, into threaded brass inserts
- Cover screws are M-4 stainless steel, non-magnetic and fasten into threaded brass inserts
- UV stabilized polycarbonate with UL94-HB flammability rating

ACCESSORIES

- External Mounting Brackets: MB-1390-LG (Light Gray), MB-1390-DG (Dark Gray)
- Cable Glands (see "Cable Glands" on page 67)

Catalog Numbers	External Dimensions				Internal Dimensions				Wt. Oz.
	A	B	C	D	E	F	G	H	
BT-2723	4.53"	3.54"	2.17"	1.58"	4.16"	3.18"	1.93"	1.46"	5.5
BT-2724	6.73"	4.76"	2.17"	1.58"	6.37"	4.40"	1.93"	1.46"	10.0
BT-2725	8.74"	5.75"	2.17"	1.58"	8.37"	5.39"	1.93"	1.46"	15.5
BT-2727	6.73"	4.76"	3.15"	1.58"	6.37"	4.40"	2.92"	1.46"	13.0
BT-2734	7.87"	4.72"	2.95"	2.37"	7.61"	4.46"	2.68"	2.21"	14.4
BT-2740	9.45"	6.30"	3.54"	3.01"	9.17"	6.02"	3.26"	2.81"	22.0
BT-2742	11.81"	9.06"	3.39"	2.22"	11.57"	8.82"	3.11"	2.04"	31.0



NEMA HEAVY DUTY

Heavy duty, impact resistant, NEMA plastic box designed for harsh environments



DESIGN FEATURES

- Designed to IP 66 of IEC 529 and NEMA 4, 4X, 12, 13
- Cover attaching screws are outside the sealing area, thus preventing ingress of moisture and dust
- Mounting flanges for easy wall installation
- Internal bosses allow mounting of PCBs horizontally or for connection of terminals
- Cover screws are #4-40 stainless steel, non-magnetic and fasten into threaded brass inserts
- UL 94V-0 flame rating
- Polycarbonate material has an operating temperature of -40°C to +120°C and is UV stabilized
- Textured/recessed surface area suitable for printed graphics, labels, membrane keypads.

Catalog Number	Dimensions		
	L	W	D
HD-7600	6.62"	4.68"	2.37"
HD-7601	5.50"	3.50"	1.62"
HD-7602	4.63"	4.63"	2.36"





PLASTIC NEMA 4X BOX

NEMA PLASTIC BOX



PN-Series

Catalog Numbers			External Dimensions				Internal Dimensions*				Wt. Oz.
Style 1	Style 2	Style 3	A	B	C	D	E	F	G	H	
PN-1320	PN-1320-C	PN-1320-DG	2.52"	2.28"	1.38"	.99"	2.28"	2.04"	1.18"	.89"	2.5
PN-1321	PN-1321-C	PN-1321-DG	4.53"	2.56"	1.57"	.99"	4.16"	2.19"	1.37"	.89"	4.0
PN-1322	PN-1322-C	PN-1322-DG	4.53"	2.56"	2.17"	1.58"	4.16"	2.19"	1.97"	1.48"	5.0
PN-1323	PN-1323-C	PN-1323-DG	4.53"	3.54"	2.17"	1.58"	4.16"	3.18"	1.93"	1.46"	5.5
PN-1324	PN-1324-C	PN-1324-DG	6.73"	4.76"	2.17"	1.58"	6.37"	4.40"	1.93"	1.46"	10.0
PN-1325	PN-1325-C	PN-1325-DG	8.74"	5.75"	2.17"	1.58"	8.37"	5.39"	1.93"	1.46"	15.5
PN-1326	PN-1326-C	PN-1326-DG	7.68"	3.15"	2.17"	1.78"	7.40"	2.87"	1.93"	1.66"	7.4
PN-1327	PN-1327-C	PN-1327-DG	6.73"	4.76"	3.15"	1.58"	6.37"	4.40"	2.92"	1.46"	13.0
PN-1328	PN-1328-C	PN-1328-DG	4.53"	3.54"	3.15"	2.56"	4.29"	3.30"	2.92"	2.44"	7.2
PN-1329	PN-1329-C	PN-1329-DG	8.74"	5.75"	2.95"	1.58"	8.37"	5.39"	2.71"	1.46"	18.6
PN-1330	PN-1330-C	PN-1330-DG	2.05"	1.97"	1.38"	.99"	1.82"	1.74"	1.19"	.89"	1.4
PN-1331	PN-1331-C	PN-1331-DG	3.23"	3.15"	2.17"	1.58"	2.99"	2.91"	1.89"	1.42"	4.3
PN-1332	PN-1332-C	PN-1332-DG	6.30"	3.15"	2.17"	1.58"	6.06"	2.91"	1.89"	1.42"	6.8
PN-1333	PN-1333-C	PN-1333-DG	6.30"	3.15"	3.35"	2.76"	6.06"	2.91"	3.08"	2.60"	9.8
PN-1334	PN-1334-C	PN-1334-DG	7.87"	4.72"	2.95"	2.37"	7.61"	4.46"	2.68"	2.21"	14.4
PN-1335	PN-1335-C	PN-1335-DG	10.43"	7.28"	3.74"	2.95"	10.17"	7.02"	3.49"	2.82"	28.0
PN-1336	PN-1336-C	PN-1336-DG	4.72"	4.72"	2.36"	1.18"	4.48"	4.48"	2.12"	1.06"	7.7
PN-1337	PN-1337-C	PN-1337-DG	4.72"	4.72"	3.54"	2.36"	4.48"	4.48"	3.31"	2.24"	9.8
PN-1338	PN-1338-C	PN-1338-DG	6.30"	6.30"	2.36"	1.18"	6.06"	6.06"	2.12"	1.06"	11.5
PN-1339	PN-1339-C	PN-1339-DG	6.30"	6.30"	3.54"	2.36"	6.06"	6.06"	3.31"	2.24"	13.6
PN-1340	PN-1340-C	PN-1340-DG	9.45"	6.30"	3.54"	3.01"	9.17"	6.02"	3.26"	2.81"	22.0
PN-1341	PN-1341-C	PN-1341-DG	9.45"	6.30"	4.72"	3.01"	9.17"	6.02"	4.44"	2.81"	27.4
PN-1342	PN-1342-C	PN-1342-DG	11.81"	9.06"	3.39"	2.22"	11.57"	8.82"	3.11"	2.04"	31.0
PN-1343	PN-1343-C	PN-1343-DG	11.81"	9.06"	4.37"	2.22"	11.57"	8.82"	4.09"	2.04"	34.0
PN-1344	PN-1344-C	PN-1344-DG	14.17"	7.87"	5.91"	3.94"	13.85"	7.56"	5.63"	3.62"	49.0

Sealed Polycarbonate and ABS Enclosures

These Polycarbonate and high-impact ABS molded enclosures meet NEMA 1, 2, 4, 4X, 12, and 13, IEC52/IP65, and UL508-4X specifications. They are ideal for PCB enclosures, junction boxes, and other applications in the electrical and electronic industries which are used in wet, dirty and/or corrosive environments. Available in a variety of sizes, these molded enclosures are offered in three different styles:

- Style 1 Light gray polycarbonate body and cover. Body/Cover - UV stabilized, UL94-HB indoor/outdoor flammability rating.
- Style 2 Light gray polycarbonate body and clear polycarbonate cover. Body/Cover - UV stabilized, UL94-HB indoor/outdoor flammability rating.
- Style 3 Dark gray ABS body and cover. Body/Cover - UL94-HB flammability rating (indoor only).

DESIGN FEATURES

- Designed to IP65 of IEC 529 and NEMA 1, 2, 4, 4X, 12, and 13 specifications
- Tested and passed UL508-4X requirements
- Wall mounting holes and cover attaching screws are outside the sealing area, thus preventing ingress of moisture and dust
- Most models have internal guide slots for mounting PCB assemblies vertically
- Internal bosses allow mounting of PCBs horizontally or for connection of terminals, etc., into threaded brass inserts (except PN-1320, PN-1330, PN-1342, PN-1343, and PN-1344)
- Cover screws are M-4 stainless steel, non-magnetic and fasten into threaded brass inserts
- PN-Series boxes feature a smooth, flush top cover
- PNR-Series boxes feature a recessed area in the top cover for labels, nameplates, keypads, etc.
- Covers seal with silicone gasket

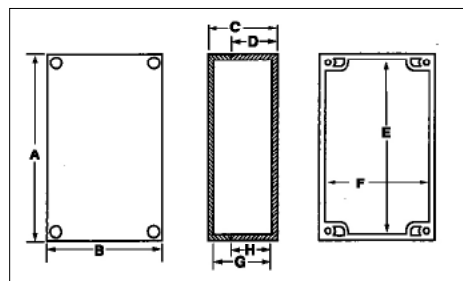
PNR-Series

Catalog Numbers			External Dimensions				Internal Dimensions*				Recess Dim.		Wt. Oz.
Style 1	Style 2	Style 3	A	B	C	D	E	F	G	H	J	K	
PNR-2600	PNR-2600-C	PNR-2600-DG	3.94"	3.94"	2.17"	1.57"	3.64"	3.64"	1.92"	1.45"	3.33"	2.55"	6.3
PNR-2601	PNR-2601-C	PNR-2601-DG	3.94"	3.94"	3.54"	2.95"	3.64"	3.64"	3.29"	2.84"	3.33"	2.55"	8.3
PNR-2602	PNR-2602-C	PNR-2602-DG	4.72"	3.15"	2.17"	1.57"	4.45"	2.85"	1.92"	1.45"	3.54"	2.59"	6.0
PNR-2603	PNR-2603-C	PNR-2603-DG	4.72"	3.15"	3.35"	2.76"	4.45"	2.85"	3.10"	2.64"	3.54"	2.59"	7.8
PNR-2604	PNR-2604-C	PNR-2604-DG	7.87"	4.72"	3.54"	2.36"	7.54"	4.45"	3.29"	2.24"	6.70"	4.14"	16.3
PNR-2605	PNR-2605-C	PNR-2605-DG	9.45"	4.72"	2.36"	1.33"	9.15"	4.45"	1.92"	1.25"	8.25"	4.14"	14.7
PNR-2606	PNR-2606-C	PNR-2606-DG	9.45"	4.72"	3.94"	2.95"	9.12"	4.42"	3.69"	2.84"	8.25"	4.14"	19.3
PNR-2607	PNR-2607-C	PNR-2607-DG	7.87"	5.91"	2.17"	1.57"	7.54"	5.61"	1.92"	1.45"	6.65"	5.32"	14.0
PNR-2608	PNR-2608-C	PNR-2608-DG	7.87"	5.91"	2.95"	2.36"	7.54"	5.61"	2.65"	2.24"	6.65"	5.32"	15.7
PNR-2600	PNR-2600-C	PNR-2600-DG	3.94"	3.94"	2.17"	1.57"	3.64"	3.64"	1.92"	1.45"	3.33"	2.55"	6.3
PNR-2601	PNR-2601-C	PNR-2601-DG	3.94"	3.94"	3.54"	2.95"	3.64"	3.64"	3.29"	2.84"	3.33"	2.55"	8.3
PNR-2602	PNR-2602-C	PNR-2602-DG	4.72"	3.15"	2.17"	1.57"	4.45"	2.85"	1.92"	1.45"	3.54"	2.59"	6.0
PNR-2603	PNR-2603-C	PNR-2603-DG	4.72"	3.15"	3.35"	2.76"	4.45"	2.85"	3.10"	2.64"	3.54"	2.59"	7.8
PNR-2604	PNR-2604-C	PNR-2604-DG	7.87"	4.72"	3.54"	2.36"	7.54"	4.45"	3.29"	2.24"	6.70"	4.14"	16.3
PNR-2605	PNR-2605-C	PNR-2605-DG	9.45"	4.72"	2.36"	1.33"	9.15"	4.45"	1.92"	1.25"	8.25"	4.14"	14.7
PNR-2606	PNR-2606-C	PNR-2606-DG	9.45"	4.72"	3.94"	2.95"	9.12"	4.42"	3.69"	2.84"	8.25"	4.14"	19.3
PNR-2607	PNR-2607-C	PNR-2607-DG	7.87"	5.91"	2.17"	1.57"	7.54"	5.61"	1.92"	1.45"	6.65"	5.32"	14.0
PNR-2608	PNR-2608-C	PNR-2608-DG	7.87"	5.91"	2.95"	2.36"	7.54"	5.61"	2.65"	2.24"	6.65"	5.32"	15.7

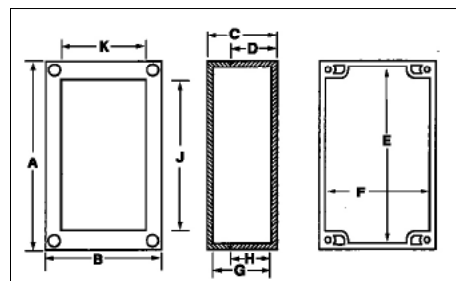
*Reference only - request drawing for internal configuration and dimensions.



PN-Series



PNR-Series



External Mounting Brackets

DESIGN FEATURES

External mounting brackets enable boxes to be wall or panel mounted without opening the box. Package consists of 4 brackets and attaching screws. **Material:** ABS with UL94-HB Flammability rating. Est. Wgt: 1.2 oz. Cannot be used on PN 1344.

Catalog No.	Color
MB-1390-LG	Light Gray
MB-1390-DG	Dark Gray

THESE PRODUCTS CAN BE CUSTOM MODIFIED TO YOUR SPECIFICATIONS.

PLASTIC NEMA 4X BOX

WITH EXTERNAL MTG. BRACKETS



Integrally molded external brackets eliminate cover removal for mounting, protecting internal components in wet and dirty environments and applications.

DESIGN FEATURES

- Integrally molded external mounting brackets allow the box to be mounted on a wall or panel without having to remove the cover and expose internal components to the environment
- Cover attaching screws are outside the sealing area thus preventing ingress of moisture and dust
- Most models have internal guide slots for mounting PCB assemblies vertically
- Internal bosses allow horizontal mounting of PCBs, connection of terminals, etc. into threaded brass inserts (except PN-1320 and PN-1330)
- Cover screws are M-4 stainless steel, non-magnetic and fasten into threaded brass inserts
- Gasket Material: Silicon Sponge
- PN-Series Boxes feature a smooth, flat top cover; see PNR-Series for recessed top cover
- Designed to IP66 of IEC 529 and NEMA 1, 2, 4, 4x, 12, and 13 specifications
- UL listed
- **Finish:** Smooth plastic

ACCESSORIES


- External Mounting Brackets (page 70)
- Cable Glands (see "Cable Glands" on page 67)

Catalog Numbers			External Dimensions Excluding Brackets (Inches)				Internal Dimensions (Inches)				Wt. Oz.	Optional Internal Panel
Style 1 Polycarbonate / Light Gray Body and Cover	Style 2 Polycarbonate / Light Gray Body and Clear Cover	Style 3 ABS / Dark Gray Body and Cover	A	B	C	D	E	F	G	H		
PN-1320-MB	PN-1320-CMB	PN-1320-DGMB	2.56	2.28	1.38	.99	2.28	2.04	1.18	.89	2.8	PNX-91420
PN-1321-MB	PN-1321-CMB	PN-1321-DGMB	4.53	2.56	1.57	.99	4.16	2.19	1.37	.89	4.5	PNX-91421
PN-1322-MB	PN-1322-CMB	PN-1322-DGMB	4.53	2.56	2.17	1.58	4.16	2.19	1.97	1.48	5.7	PNX-91421
PN-1323-MB	PN-1323-CMB	PN-1323-DGMB	4.53	3.54	2.17	1.58	4.16	3.18	1.93	1.46	7.1	PNX-91423
PN-1324-MB	PN-1324-CMB	PN-1324-DGMB	6.73	4.76	2.17	1.58	6.37	4.40	1.93	1.46	11.1	PNX-91424
PN-1325-MB	PN-1325-CMB	PN-1325-DGMB	8.74	5.75	2.17	1.58	8.37	5.39	1.93	1.46	14.6	PNX-91425
PN-1327-MB	PN-1327-CMB	PN-1327-DGMB	6.73	4.76	3.15	1.58	6.37	4.40	2.92	1.46	14.5	PNX-91424
PN-1328-MB	PN-1328-CMB	PN-1328-DGMB	4.53	3.54	3.15	2.56	4.29	3.30	2.92	2.44	8.9	PNX-91423
PN-1329-MB	PN-1329-CMB	PN-1329-DGMB	8.74	5.75	2.95	1.58	8.37	5.39	2.71	1.46	16.9	PNX-91425
PN-1330-MB	PN-1330-CMB	PN-1330-DGMB	2.05	1.97	1.38	0.99	1.82	1.74	1.19	0.89	1.4	PNX-91430
PN-1331-MB	PN-1331-CMB	PN-1331-DGMB	3.23	3.15	2.17	1.58	2.99	2.91	1.89	1.42	4.3	PNX-91431
PN-1332-MB	PN-1332-CMB	PN-1332-DGMB	6.30	3.15	2.17	1.58	6.06	2.91	1.89	1.42	6.8	PNX-91432
PN-1333-MB	PN-1333-CMB	PN-1333-DGMB	6.30	3.15	3.35	2.76	6.60	2.91	3.08	2.60	9.8	PNX-91432
PN-1336-MB	PN-1336-CMB	PN-1336-DGMB	4.72	4.72	2.36	1.18	4.48	4.48	2.12	1.06	7.7	PNX-91436
PN-1337-MB	PN-1337-CMB	PN-1337-DGMB	4.72	4.72	3.54	2.36	4.48	4.48	3.31	2.24	9.8	PNX-91436

[CLICK HERE](#) to download assembly instructions.

[CLICK HERE](#) to see PN Series for NEMA Boxes without Molded External Mounting Brackets.

PI SANDWICH AND PI PLATE



Pi Sandwich

Pi Plate

DESIGN FEATURES

- Available in two affordable styles: Pi Sandwich and Pi Plate
- Designed to accept current version of Raspberry Pi* microcomputer
- Accommodates changes in component relocation on the PCB as well as the potential addition of components
- Geared toward hobbyists and students to allow ease of access while experimenting
- Easy snap-in installation of PCB
- Made of durable, impact-resistant ABS with attractive translucent raspberry color
- Patents (61/613,970 and 61/613,967) pending for both enclosures

PI SANDWICH

- This rectangular version consists of two identical halves that fit together
- It has windows on four sides for direct access to components; windows have built-in slots to accept user-supplied cover panels
- Well suited for users who frequently connect and disconnect from the PCB ports
- Excellent heat dissipation capabilities
- Offers easy access to the GPIO headers (auxiliary 26 pins)
- Translucent raspberry color

PI PLATE

- This round version consists of a base plate and an easy on/off twist-lock cover
- Well suited for desktop users
- Ideal for users who need frequent access to the GPIO headers (auxiliary 26 pins)
- Four posts allow snap-in assembly of the PCB
- This version fully encloses all components without the need for any cutouts
- Right angle connector may be required for HDMI and USB ports; alternatively, users may want to remove the computer from the clips and let it "float" inside the enclosure (click here for details)
- Centrally located access hub with integral cable management feature

* Raspberry Pi is a trademark of the Raspberry Pi Foundation.


Catalog Number	Style	External Dimensions Inch / (mm)			Internal Dimensions Inch / (mm)			Weight Oz.
		Length	Width	Height	Length	Width	Height	
PS-11591	Pi Sandwich	5.12 (130)	3.35 (85)	2.52 (64)	4.96 (126)	3.19 (81)	2.36 (60)	4
PP-11593	Pi Plate	6.35 (161.2)	6.35 (161.2)	2.56 (65.0)	6.13 (155.7)	6.13 (155.7)	1.50 (38.0)	6



BOARD-GANIZER

DEVELOPMENT BOARD ENCLOSURE

Using a revolutionary “flat or folded” approach, the Board-ganizer enclosure offers a tidy work platform that keeps design project components in one place. Makes breadboard designs easy to store and transport.



DESIGN FEATURES

- Durable smoke-colored ABS plastic (UL94-HB)
- Room for four PCBs and shields (with no solder-less breadboard)
- Combine and mix boards with no need of additional hardware; the boards are attached using adhesive-backed rubber feet
- Accommodates an optional 600 tie points solder-less breadboard
- Work on a project with the boards secured side by side so they can be connected and wired
- Rolls up into a compact 5" × 5" × 3.5" enclosure – without the need of undoing any of the wiring
- All plug-in connections (USB, HDMI, etc.) can be connected from all sides via openings
- Additional accessories include: Breadboards (300 or 600 tp), Jump Wire Bundle (65 ea.)
- Patent (61/823,402) pending

Catalog Number	Description	External Dimensions Inch / [mm]			Internal Dimensions Inch / [mm]			Weight Oz.
		L	W	D	L	W	D	
BG-32618	Board-ganizer Enclosure Kit	5 [127]	5 [127]	3.5 [89]	4.625 [117]	4.625 [117]	3.5 [89]	10
BB-32620	Solder-less Breadboard, 600 Tie Points	3.4 [130]	3.2 [85]	.33 [64]				6
BB-32621	Solder-less Breadboard, 300 Tie Points	2.08 [130]	3.2 [85]	.33 [64]				3
BC-32625	Jump Wire Bundle (65 ea.) for Solder-less Breadboard							2



OLIMEX IMX233 BOARD ENCLOSURE



Catalog Number	External Dimensions (in.)				Internal Dimensions (in.)			Weight Lb.
	A	B	C	D	E	F	G	
DBB-3667	3.62	2.60	1.10	0.55	3.32	2.37	0.87	0.1


Designed for the Olimex IMX233, a single-board microcomputer, this enclosure provides protection and functionality in prototyping environments.

DESIGN FEATURES

- Designed to fit the Olimex board Model IMX233
- Made of four parts: top, bottom, front and rear panels
- Front panel allows connection to IMX233 USB and analog video output
- Rear panel allows connection to DC power and recessed Micro SD card
- Top cover allows access to three push buttons by using the back of a plastic pen or pencil
- The PCB is easily accessible by removing the top cover
- Side slots accommodate flat cables from both IO header banks; PCB can be removed without removing the cables
- Well ventilated to allow heat to escape
- Durable black ABS plastic with UL94-HB flammability rating

BREADBOARD KITS

DEVELOPMENT BOARD ACCESSORIES



Breadboards accommodate a wide range of wiring and connections to fit any prototyping application.

DESIGN FEATURES

- ABS housing and nickel-phosphor-bronze contact clips
- Accepts wire diameter 20-29 AWG
- Voltage/current: 300V/3-5A
- Comes fully assembled on a mounting plate with 4 or 6 terminal strips

Catalog #	Description	Approximate Size
BB-32622	Plate Mounted Breadboard - 4 Terminal Strip, Tie-point 2800, 9 Distribution Strips, Tie-point 1000, 2 Switches	210 × 232 × 3 mm
BB-32623	Plate Mounted Breadboard - 6 Terminal Strip, Tie-point 4560, 13 Distribution Strips, Tie-point 1540, 2 Switches	300 × 230 × 3 mm

WIRES AND CONNECTIONS

DEVELOPMENT BOARD ACCESSORIES



A wide assortment of wiring and connections to fit any prototyping application.

DESIGN FEATURES

- High-quality, precut copper wires
- Numerically labeled end pins for easy traceability
- Multicolored wires in each bundle

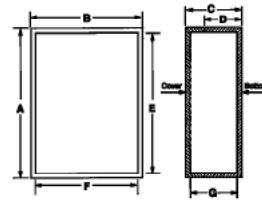
Catalog Number	Description	
BC-32626	Pack of 140 rigid jumper wire bundle, 14 lengths x 10 pieces each (2/5/7/10/12/15/17/20/22/25/50/75/100/125 mm)	
BC-32627	40-pin colored-ribbon double-male cable 20 cm	
BC-32628	40-pin colored-ribbon female/male cable 20 cm	
BC-32629	40-pin colored-ribbon double-female cable 20 cm	
BC-32670	Pack of 10 jumper wires, double male 30 cm 26 AWG	
BC-32671	Pack of 10 jumper wires, double male/female 30 cm 26 AWG	

Catalog Number	Description	
BC-32672	Pack of 10 jumper wires, double female/female 30 cm 26 AWG	
BC-32673	Pack of 10 jumper wires, double 2-pin socket female/female 30 cm 26 AWG	
BC-32674	GPIO ribbon cable for Raspberry-Pi 2x13 pin double-female IDC 20 cm	
BC-32675	Male multi-connector/IDC colored-ribbon 26-pin, labelled 2.54 mm pitch, 20 cm	
BC-32676	Female multi-connector/IDC colored-ribbon 26-pin, labelled 2.54 mm pitch, 20 cm	
BC-32677	Male PCB header 2x13 pin, 2.54 mm pitch, straight	
BC-32678	Male PCB header 26-pin gold-plated 25.5 mm length	

HAND-HELD PLASTIC BOXES

GRABBERS

These useful enclosures are ideal for portable hand held equipment. Made out of durable ABS material, they are offered in six styles.



STYLE A

Style A is a rectangular enclosure that is available with/without 2.84" × 1.38" LCD cutout in the display area, and with a 9-volt/AA battery compartment. It is made out of ABS plastic in a light gray finish, with UL94-HB flammability rating.



OPTIONAL ACCESSORIES

- HH-3440-TS Tilt Stand
- HH-3441-G Gasket
- HH-3442-C-AA Battery Contact Kit
- HH-3595-BCB (Black Belt Clip)†
- HH-3595-BCG (Gray Belt Clip)†

Catalog Number	Feature LCD Cutout	External				Internal			Wt. Oz.
		A	B	C	D	E	F	G	
HH-3400-BC	No	7.09"	3.94"	1.57"	.98"	6.74"	3.59"	1.35"	6.6
HH-3401-BC	Yes	7.09"	3.94"	1.57"	.98"	6.74"	3.59"	1.35"	6.6

*Reference only - Request drawing for internal configuration and dimensions.

STYLE B

Style B is a T-shaped enclosure that is available with/without 4.00" × 1.75" LCD cutout in the display area, and with/without a 9-volt/AA battery compartment. It is made out of ABS plastic in a gray finish, with UL94-HB flammability rating.



OPTIONAL ACCESSORIES

- HH-3440-TS Tilt Stand
- HH-3441-G Gasket
- HH-3442-C AA Battery Contact Kit
- HH-3595-BCB (Black Belt Clip)†
- HH-3595-BCG (Gray Belt Clip)†

Catalog Number	Special Features		External				Internal			Wt. Oz.
	LCD Cutout	Batt. Comp.	A	B	C	D	E	F	G	
HH-3420	No	No	9.33"	5.16"	1.71"	1.00"	8.99"	4.81"	1.46"	9.3
HH-3420-BC	No	Yes	9.33"	5.16"	1.71"	1.00"	8.99"	4.81"	1.46"	9.3
HH-3421	Yes	No	9.33"	5.16"	1.71"	1.00"	8.99"	4.81"	1.46"	9.3
HH-3421-BC	Yes	Yes	9.33"	5.16"	1.71"	1.00"	8.99"	4.81"	1.46"	9.3

*Reference only - Request drawing for internal configuration and dimensions.

STYLE C

Style C is a smaller, more ergonomically shaped rectangular enclosure that includes a 9-volt/AA battery compartment and a removable end panel. It is made out of ABS plastic in either a light gray (-G) or black (-B) finish, with UL94-HB flammability rating.



OPTIONAL ACCESSORIES

- HH-3442-C (Contact Kit for [2] AA batteries)
- HH-3595-BCB (Black Belt Clip)†
- HH-3595-BCG (Gray Belt Clip)†
- HH-3451-TL (Transparent red lens)

STYLE D

Style D is a small, easy to handle box that is available with either a flush or recessed top, and with or without a cable slot. It is made out of ABS plastic in a black finish, with a UL94V-0 flammability rating.



OPTIONAL ACCESSORIES

- HH-3595-BCB (Black Belt Clip)†
- HH-3595-BCG (Gray Belt Clip)†

Catalog Number	Feature Top Recess	External				Internal			Wt. Oz.
		A	B	C	D	E	F	G	
HH-3463	Yes	5.50"	2.00"	.80"	.35"	5.31"	1.81"	.61"	2.1
HH-3464	No	5.50"	2.00"	.80"	.35"	5.31"	1.81"	.61"	2.1
HH-3465	No	2.50"	1.63"	.80"	.35"	2.31"	1.44"	.61"	.8
HH-3466	Yes	2.50"	1.63"	.80"	.35"	2.31"	1.44"	.61"	.8
HH-3468	No	2.75"	2.00"	.80"	.35"	2.56"	1.81"	.61"	1.1
HH-3469	Yes	2.75"	2.00"	.80"	.35"	2.56"	1.81"	.61"	1.1
HH-3470**	Yes	3.52"	1.77"	.73"	.37"	3.33"	1.58"	.54"	1.1
HH-3471	Yes	3.52"	1.77"	.73"	.37"	3.33"	1.58"	.54"	1.1

*Reference only - Request drawing for internal configuration and dimensions. **Includes slot for cable

STYLE E

Style E is a pocket-size enclosure and comes with a recessed top and a molded-in ring that is suitable for keyring applications. It is made out of ABS plastic in a black finish, with a UL94V-0 flammability rating.



OPTIONAL ACCESSORIES

- HH-3595-BCB (Black Belt Clip)†
- HH-3595-BCG (Gray Belt Clip)†

Catalog Number	External				Internal			Wt. Oz.
	A	B	C	D	E	F	G	
HH-3490	2.10"	1.30"	.58"	.45"	1.92"	1.13"	.44"	4.7"

*Reference only - Request drawing for internal configuration and dimensions.

Catalog Number	Feature Batt. Comp.	Color	External				Internal			Wt. Oz.
			A	B	C	D	E	F	G	
HH-3430-BCB	Yes	Black	5.31"	2.76"	.940"	.50"	5.04"	2.57"	.78"	2.3
HH-3430-BCG	Yes	Gray	5.31"	2.76"	.940"	.50"	5.04"	2.57"	.78"	2.3
HH-3431-BCB	Yes	Black	4.13"	2.95"	1.04"	.55"	3.88"	2.76"	.83"	2.1
HH-3431-BCG	Yes	Gray	4.13"	2.95"	1.04"	.55"	3.88"	2.76"	.83"	2.1

*Reference only - Request drawing for internal configuration and dimensions.

† Two 0.234" dia. holes on 0.75" centers required to mount belt clip.



HAND-HELD PLASTIC BOXES

GRABBERS

† Two 0.234" dia. holes on 0.75" centers required to mount belt clip.



STYLE F

Style F is a pocket-sized enclosure with a molded-in ring suitable for key ring applications, and integrated electrically conductive push buttons. Enclosure body is ABS plastic in a black finish with a UL94-HB flammability rating. Buttons are gray silicone rubber. Other button configurations available upon request.



Catalog Number	Feature Buttons	External				Internal			Wt. Oz.
		A	B	C	D	E	F	G	
HH-3492	2	2.23"	1.29"	.45"	.19"	2.11"	1.16"	.22"	.3
HH-3494	4	2.23"	1.29"	.45"	.19"	2.11"	1.16"	.22"	.3

*Reference only - Request drawing for internal configuration and dimensions.

STYLE G

Style G is a T-shaped enclosure that is more aesthetically pleasing and ergonomically designed than many other T-shaped enclosures. Available with/without a 2.84" x 2.03" LCD cutout in the display area, and with/without a 9-volt/AA battery compartment. It is made out of ABS plastic in either a light gray (-G) or black (-B) finish, with a UL94-HB flammability rating. Comes complete with wall mounting plate/tilt stand.



OPTIONAL ACCESSORIES

- HH-3441-G Gasket
- HH-3442-C Contact kit for AA-batteries
- HH-3595-BCB (Black Belt Clip)†
- HH-3595-BCG (Gray Belt Clip)†

Catalog Number	Special Features		External				Internal			Wt. Oz.
	LCD Cutout	Batt. Comp.	A	B	C	D	E	F	G	
HH-3496	No	No	8.27"	4.33"	1.59"	.98"	7.91"	3.97"	1.37"	7.7
HH-3497-BC	No	Yes	8.27"	4.33"	1.59"	.98"	7.91"	3.97"	1.37"	7.8
HH-3498	Yes	No	8.27"	4.33"	1.59"	.98"	7.91"	3.97"	1.37"	7.3
HH-3499-BC	Yes	Yes	8.27"	4.33"	1.59"	.98"	7.91"	3.97"	1.37"	7.4

*Reference only - Request drawing for internal configuration and dimensions.

STYLE H

Ergonomically designed pocket-size enclosure with molded-in ring for key-ring applications, and integrated electrically conductive push buttons. Enclosure body is ABS plastic in a black finish with a UL94-HB flammability rating. Buttons are gray silicone rubber with conductive pads.

Catalog Number	Feature Buttons	External				Internal*				Wt. Oz.
		A	B	C	D	E	F	G	H	
HH-3501	1	2.72"	1.84"	1.25"	.61"	2.60"	1.72"	1.13"	.40"	.3
HH-3502	2	2.72"	1.84"	1.25"	.61"	2.60"	1.72"	1.13"	.40"	.3
HH-3503	3	2.72"	1.84"	1.25"	.61"	2.60"	1.72"	1.13"	.40"	.3
HH-3504	4	2.72"	1.84"	1.25"	.61"	2.60"	1.72"	1.13"	.40"	.3
HH-3505	5	2.72"	1.84"	1.25"	.61"	2.60"	1.72"	1.13"	.40"	.3

*Reference only - Request drawing for internal configuration and dimensions.

STYLE I

Uniquely shaped enclosure is more ergonomically designed than most other enclosures. Durable self-extinguishing ABS plastic material with UL94-5VA flammability rating. Mar resistant textured surface, internal PCB mounting bosses. Base is securely attached to the cover with four color-matched screws.

Standard color: Black



Catalog Number	External				Internal			Wt. Oz.
	A	B	C	D	E	F	G	
HH-3550	4.50"	4.50"	1.50"	.95"	4.27"	4.27"	1.26"	4.8

*Reference only - Request drawing for internal configuration and dimensions.

STYLE J

Compact, ergonomic design. Integral battery compartment is suitable for (4) AA batteries. Made from durable ABS plastic with UL94-HB flammability rating in either black or light gray colors. Internal PCB mounting bosses. Complete with top cover, bottom cover, battery door, and assembly hardware. Recessed top is suitable for label or keypad.

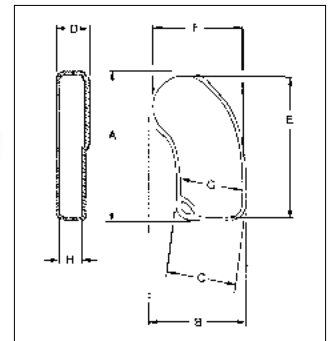


OPTIONAL ACCESSORIES

- HH-3595-BCB (Black Belt Clip)†
- HH-3595-BCG (Gray Belt Clip)†

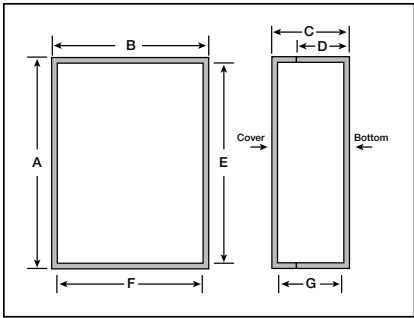
Catalog Number	Feature		External				Internal			Wt. Oz.
	Color	Batt. Comp.	A	B	C	D	E	F	G	
HH-3570-B	Black	Yes	7.15"	2.56"	1.09"	.55"	7.00"	2.38"	.87"	2.65
HH-3570-G	Gray	Yes								

*Reference only - Request drawing for internal configuration and dimensions.



HAND-HELD PLASTIC BOXES

GRABBERS



STYLE K

Style K is an ergonomically designed rectangular enclosure with an integral AA battery compartment. It features a removable front panel for easy modification and internal PCB mounting bosses on both the base and cover. Enclosure is made out of ABS plastic in a black finish with UL94-5VA flammability rating.

OPTIONAL ACCESSORIES

- Belt Clip – Black: HH-3595-BCB
- Rubber Boot
- 9V Battery



Catalog Number	External Dimensions				Internal Dimensions			Wt. Oz.	Rubber Boot		
	A	B	C	D	E	F	G		Black	Blue	Red
HH-3524	4.63"	2.85"	1.00"	.65"	4.38"	2.64"	.77"	3.14	HH-3529-BBK	HH-3529-BBL	HH-3529-BRD
HH-3535	5.50"	3.25"	1.00"	.65"	5.26"	3.05"	.77"	3.93	HH-3539-BBK	HH-3539-BBL	HH-3539-BRD

For full dimensional information, see our Web site at www.budind.com.



STYLE L

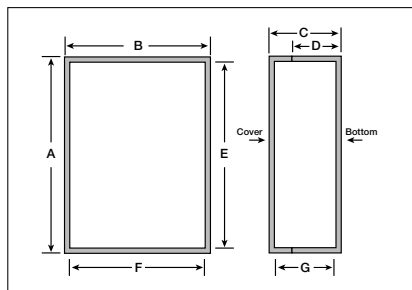
Style L is a smaller ergonomically designed enclosure with ribbed and rounded sides that provide a comfortable and secure grasp. Available with or without integral battery compartment designed to accept two or four AA, one 9V, or one 9V and two AA batteries. It features internal PCB mounting bosses and a recessed top surface suitable for keypad or label. Enclosure is made of ABS plastic in a black finish with UL94-HB flammability rating.

OPTIONAL ACCESSORIES

- Belt Clip - Black: HH-3595-BCB
- AA Battery Contact Kit: HH-3442-C
- 9V Battery Clip: HH-3449
- 2 AAA Battery Holder: HH-3630
- 4 AAA Battery Holder: HH-3631
- 2 AA Battery Holder: HH-3632
- 4 AA Battery Holder: HH-3633
- 9V Battery Holder: HH-3634

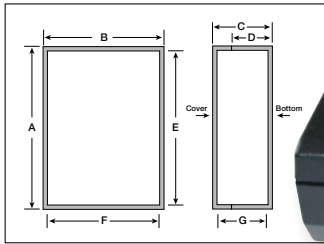
Catalog No.	Battery	External Dimensions				Internal Dimensions			Wt. Oz.
		A	B	C	D	E	F	G	
HH-3580-B	No	5.71"	3.54"	1.26"	.67"	5.49"	3.31"	1.08"	3.18
HH-3580-BCB	Yes	5.71"	3.54"	1.26"	.67"	5.49"	3.31"	1.08"	3.27

For full dimensional information, see our Web site at www.budind.com.



HAND-HELD PLASTIC BOXES

GRABBERS



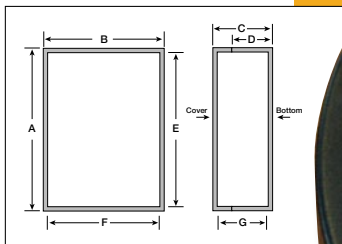
Catalog Number	External Dimensions				Internal Dimensions			Wt. Oz.
	A	B	C	D	E	F	G	
HH-3600-B	5.99"	3.24"	1.38"	.96"	5.63"	2.92"	1.09"	3.84

STYLE M

Style M is a rectangular enclosure designed with an extra deep pocket at one end to accommodate circuit boards with tall components on both sides. It features internal PCB mounting bosses and a slanted top surface for easier viewing. The top surface is also recessed to allow for a label or keypad. It is made of ABS plastic in a black finish with UL94-HB flammability rating.

OPTIONAL ACCESSORIES

- Belt Clip - Black: HH-3595-BCB
- AA Battery Contact Kit: HH-3442-C
- 9V Battery Clip: HH-3449
- 2 AAA Battery Holder: HH-3630
- 4 AAA Battery Holder: HH-3631
- 2 AA Battery Holder: HH-3632
- 4 AA Battery Holder: HH-3633
- 9V Battery Holder: HH-3634



Catalog No.	Battery	External Dimensions				Internal Dimensions			Wt. Oz.
		A	B	C	D	E	F	G	
HH-3610-B	No	6.69"	5.16"	1.38"	.67"	6.47"	4.18"	1.18"	4.2 2
HH-3610-BCB	Yes	6.69"	5.16"	1.38"	.67"	6.47"	4.18"	1.18"	4.35

STYLE N

Style N is an ergonomically designed blend of 'T' and rectangular shaped enclosures with ribbed and rounded sides that provide a comfortable and secure grasp. Available with or without integral battery compartment designed to accept 2 or 4 AA, 1 9V, or 1 9V and 2 AA batteries. It features internal PCB mounting bosses and a recessed top surface suitable for keypad or label. Enclosure is made of ABS plastic in a black finish with UL94-HB flammability rating.

OPTIONAL ACCESSORIES

- Belt Clip - Black: HH-3595-BCB
- AA Battery Contact Kit: HH-3442-C
- 9V Battery Clip: HH-3449
- 2 AAA Battery Holder: HH-3630
- 4 AAA Battery Holder: HH-3631
- 2 AA Battery Holder: HH-3632
- 4 AA Battery Holder: HH-3633
- 9V Battery Holder: HH-3634



Catalog No.	External Dimensions L x W x H	Battery Compartment	Weight (Oz.)
HH-3510-B	6.28" x 3.69" x .90"	NO	3.2
HH-3510-G	6.28" x 3.69" x .90"	NO	3.2
HH-3510-BCB	6.28" x 3.69" x .90"	YES	3.6
HH-3510-BCG	6.28" x 3.69" x .90"	YES	3.6

STYLE O

DESIGN FEATURES

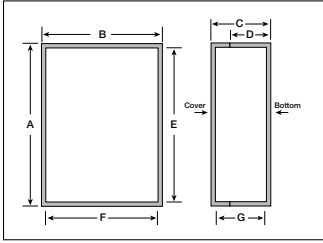
- Blend of 'T' and rectangular shaped enclosures providing more room for internal components
- Ergonomically designed with soft ribbed rounded sides that provide secure and comfortable grasp
- Available with or without integral battery compartment designed to accept (2) or (4) AAA batteries (battery contact kits are included)
- Made from high impact resistant black or gray ABS plastic with UL94-HB flammability rating
- Internal PCB mounting bosses
- Complete with top cover, bottom cover, battery door, and assembly hardware
- Recessed top suitable for label or keypad

ACCESSORIES

- HH-3596-BCB (Black Belt Clip)
- HH-3596-BCG (Gray Belt Clip)

HAND-HELD PLASTIC BOXES

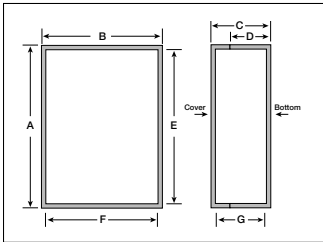
GRABBERS



STYLE P

Style P is an ergonomic rectangular enclosure with a recess in the cover and internal PCB mounting bosses. ABS plastic has UL94V-0 flammability rating and black mar-resistant textured surface. Includes four color-matched screws.

Catalog No.	Color	External Dimensions				Internal Dimensions		
		A	B	C	D	E	F	G
HH-3641	Black	2.74"	1.97"	0.83"	.42"	2.56"	1.73"	0.63"
HH-3642	Black	3.47"	2.48"	1.08"	.54"	3.30"	2.30"	0.87"
HH-3643	Black	4.53"	3.27"	1.26"	.63"	4.29"	3.08"	0.95"



STYLE Q


Unique ergonomically designed pocket-size enclosure. Time-saving, snap-together two-piece design. ABS plastic has UL94V-0 flammability rating and black mar-resistant textured surface. Internal PCB mounting bosses.

Catalog No.	Color	External Dimensions				Internal Dimensions		
		A	B	C	D	E	F	G
HH-3640	Black	3.03"	1.93"	1.05"	.52"	2.89"	1.79"	0.86"



ACCESSORIES

BATTERY HOLDER AND CLIP



BATTERY CLIP

- Flexible vinyl
- 6" long lead wires on end

BATTERY HOLDER

- Polypropylene plastic
- 6" long lead wires on end

Catalog No.	Style	Cell Quantity and Type	Wt. (Oz.)
HH-3449	Clip	1 – 9V	0.1
HH-3630	Holder	2 – AAA	0.3
HH-3631	Holder	4 – AAA	0.5
HH-3632	Holder	2 – AA	0.3
HH-3633	Holder	4 – AA	0.5
HH-3634	Holder	1 – 9V	0.3

PLASTICASE™

These sturdy enclosures come in a variety of styles and sizes and are constructed of high quality plastic materials. Housing designs allow complete accessibility to internal components. Contact Bud factory for optional colors, materials, EMI/RFI shielding, and custom modifications.

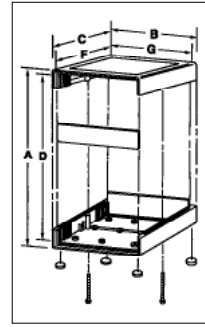
STYLES A & B

DESIGN FEATURES


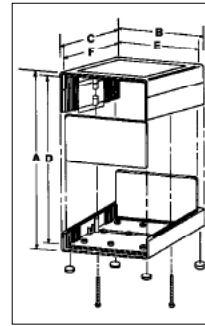
- Impact resistant polystyrene
- UL94-HB flammability rating
- Molded-in card guides and mounting bosses
- Comes complete with plated steel screws & rubber feet
- Finish — Double-Textured PC Bone Gray
- Shipped assembled

Catalog Number	Style	External Dimensions			Internal Dimensions*			Panel Size	Weight Oz.
		A	B	C	D	E	F		
PC-11402	A	1.53"	5.08"	5.30"	1.28"	4.78"	4.78"	1.31"×4.75"×.06"	6
PC-11403	A	1.53"	7.06"	5.30"	1.28"	6.76"	4.78"	1.31"×6.73"×.06"	8
PC-11404	A	1.55"	6.33"	9.62"	1.30"	6.03"	9.03"	1.33"×5.99"×.09"	12
PC-11406	A	2.52"	6.12"	6.32"	2.27"	5.77"	5.73"	2.31"×5.75"×.09"	11
PC-11408	A	2.52"	8.10"	6.32"	2.27"	7.75"	5.73"	2.31"×7.75"×.09"	12.5
PC-11410	B	3.30"	6.12"	6.32"	3.05"	5.77"	5.73"	3.09"×5.75"×.09"	12
PC-11412	B	3.30"	8.10"	6.32"	3.05"	7.75"	5.73"	3.09"×7.75"×.09"	14
PC-11414	B	4.04"	6.12"	6.32"	3.79"	5.77"	5.73"	3.83"×5.75"×.09"	14.5
PC-11416	B	4.04"	8.10"	6.32"	3.79"	7.75"	5.73"	3.83"×7.75"×.09"	15.5
PC-11418	B	2.06"	5.08"	5.30"	1.81"	4.78"	4.78"	1.84"×4.75"×.06"	7
PC-11420	B	2.06"	7.06"	5.30"	1.81"	6.76"	4.78"	1.84"×6.73"×.06"	9

*Reference only - Request drawing for internal configuration and dimensions.



STYLE A



STYLE B

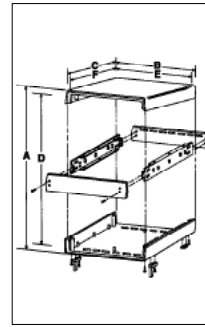
STYLE C

DESIGN FEATURES

- Black ABS covers, UL94-HB flammability rating
- Clear anodized aluminum front and rear panels
- Internal steel channels provide extra strength and ease of assembly
- Formed guide tabs accept vertical or horizontal circuit boards
- Shipped assembled
- PC-11432 -no foot supplied. PC-11438 - folding plastic feet supplied

Catalog Number	External Dimensions			Internal Dimensions*			Panel Size	Weight Oz.
	A	B	C	D	E	F		
PC-11432	1.61"	3.54"	5.71"	1.42"	3.21"	5.12"	1.42"×3.28"×.04"	7
PC-11438	4.02"	9.72"	8.66"	3.74"	9.27"	8.07"	3.83"×9.46"×.04"	22

*Reference only - Request drawing for internal configuration and dimensions.



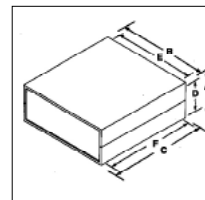
STYLE D

DESIGN FEATURES

- Molded in card guides and mounting bosses
- Available in four versions:
 - #1 - Dark gray ABS covers with light gray ABS end panels. UL94V-0 flammability rating.
 - #2 - Dark gray ABS covers with natural finish aluminum end panels. UL94V-0 flammability rating.
 - #3 - Light gray ABS covers with black ABS end panels UL94-HB flammability rating.
 - #4 - Light gray ABS covers with natural finish aluminum end panels. UL94-HB flammability rating.

Catalog Number				External Dimensions			Internal Dimensions*			Panel Size	Weight Oz.
Version 1	Version 2	Version 3	Version 4	A	B	C	D	E	F		
PC-11480	PC-11480-A	PC-11480-LG	PC-11480-LGA	1.38"	5.51"	4.33"	1.18"	5.32"	4.07"	1.20"×5.31"×.07"	4.6
PC-11481	PC-11481-A	PC-11481-LG	PC-11481-LGA	1.57"	8.86"	6.50"	1.35"	8.62"	6.24"	1.37"×8.62"×.07"	12.3
PC-11482	PC-11482-A	PC-11482-LG	PC-11482-LGA	2.56"	10.24"	7.09"	2.32"	10.00"	6.78"	2.36"×10.00"×.07"	17.8

*Reference only - Request drawing for internal configuration and dimensions.



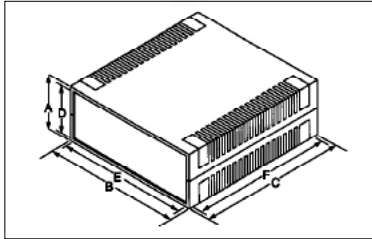

All products can be custom modified to your specifications.

PLASTICASE

STYLE E

DESIGN FEATURES

- Light gray ABS covers with dark gray ABS end panels. UL94-HB flammability rating
- Internal PCB mounting bosses and card guides
- Includes rubber feet




Catalog Number	External Dimensions			Internal Dimensions*			Panel Size	Weight Oz.
	A	B	C	D	E	F		
PC-11460	1.42"	3.74"	6.22"	1.18"	3.50"	5.81"	1.20"×3.48"×.09"	5.2
PC-11461	1.85"	3.74"	6.22"	1.61"	3.50"	5.81"	1.63"×3.48"×.09"	5.7
PC-11462	2.28"	3.74"	6.22"	2.09"	3.50"	5.81"	2.07"×3.48"×.09"	6.3
PC-11463	1.42"	6.14"	7.09"	1.14"	5.86"	6.68"	1.20"×5.86"×.09"	9.0
PC-11464	1.73"	6.14"	7.09"	1.45"	5.86"	6.68"	1.52"×5.86"×.09"	9.6
PC-11465	2.05"	6.14"	7.09"	1.77"	5.86"	6.68"	1.83"×5.86"×.09"	10.2
PC-11466	1.57"	5.51"	7.48"	1.34"	5.19"	7.07"	1.36"×5.15"×.09"	8.9
PC-11467	2.40"	5.51"	7.48"	2.12"	5.19"	7.07"	2.14"×5.15"×.09"	10.0
PC-11468	3.15"	5.51"	7.48"	2.91"	5.19"	7.07"	2.93"×5.15"×.09"	11.2
PC-11469	1.57"	7.87"	11.02"	1.34"	7.63"	10.61"	1.36"×7.59"×.09"	16.2
PC-11470	2.40"	7.87"	11.02"	2.12"	7.63"	10.61"	2.14"×7.59"×.09"	18.3
PC-11471	3.15"	7.87"	11.02"	2.91"	7.63"	10.61"	2.93"×7.59"×.09"	20.4

*Reference only - Request drawing for internal configuration and dimensions.

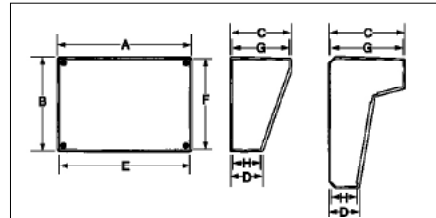
STYLE F Molded in PCB mounting bosses. Three versions.

- **Version #1:** Light gray ABS covers with rear mounted dark gray ABS cable access panel and natural finish aluminum sloped panel. UL94-HB flammability rating.
- **Version #2:** Light gray ABS covers with horizontal insert area in top cover, rear mounted dark gray ABS cable access panel, and natural finish aluminum sloped panel. UL94-HB flammability rating.
- **Version #3:** Light gray ABS covers with vertical panel space in top cover, rear mounted dark gray ABS cable access panel, and natural finish aluminum panels in both vertical and sloped areas. UL94-HB flammability rating.




Catalog No.	Version	External Dimensions				Internal Dimensions*				Wt. Oz.
		A	B	C	D	E	F	G	H	
PC-11491	1	8.70"	6.15"	3.94"	2.10"	8.34"	5.85"	3.54"	1.82"	17.2
PC-11493	2	9.00"	8.50"	3.00"	1.98"	8.13"	7.65"	2.76"	1.68"	21.0
PC-11495	3	9.00"	8.50"	5.00"	1.98"	8.13"	7.65"	4.73"	1.68"	24.4

*Reference only - Request drawing for internal configuration and dimensions.



STYLE G

This is a four-piece box including the base, cover, and two end panels. Unique, contemporary styling with rounded corners and edges. Durable, self-extinguishing, ABS plastic material with UL94-5VA flammability rating. Mar-resistant textured surface. Internal PCB mounting bosses. Base is securely attached to the cover with four color matched screws. **Standard color: Black**



Catalog Number	External				Internal			Wt. Oz.
	A	B	C	D	E	F	G	
PC-11535	5.00"	3.80"	1.50"	.55"	4.73"	3.60"	1.29"	4.2
PC-11555	5.50"	5.25"	1.63"	.55"	5.23"	5.05"	1.41"	6.2
PC-11565	6.75"	6.25"	1.63"	.55"	6.49"	6.06"	1.41"	8.9

*Reference only - Request drawing for internal configuration and dimensions.

STYLE H

This contemporary styled enclosure features a unique interlocking design that allows it to be stacked several high without slipping. Removable front and rear panels accommodate easy modification, and internal bosses allow for PCB mounting. Enclosure is made of ABS plastic in black finish with a UL94V-0 flammability rating.



Catalog Number	External				Internal			Wt. Oz.
	A	B	C	D	E	F	G	
PC-11640	9.18"	5.25"	1.68"	.88"	8.81"	5.40"	1.20"	8.7
PC-11645	9.18"	5.25"	2.36"	.88"	8.81"	5.40"	1.88"	10.5

*Reference only - Request drawing for internal configuration and dimensions.

STYLE I

Enclosure features unique, contemporary styling with rounded edges. Time-saving snap-together four-piece design includes internal PCB mounting bosses on lid. Base and lid have textured surface, and recessed area in end panels has textured surface. ABS plastic material has UL94-HB flammability rating. Standard colors are light gray base and lid, gray end panels.



Catalog Number	External				Internal		
	A	B	C	D	E	F	G
PC-11475	4.13"	1.61"	1.00"	.50"	4.00"	1.48"	0.85"
PC-11476	5.12"	3.00"	1.18"	.59"	4.96"	2.83"	1.02"
PC-11477	6.10"	3.62"	1.16"	.58"	5.90"	3.42"	0.94"
PC-11478	7.87"	4.76"	1.57"	.79"	7.64"	4.52"	1.34"

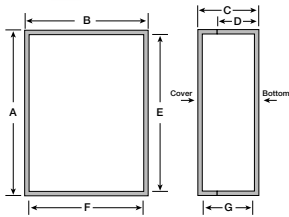
*Reference only - Request drawing for internal configuration and dimensions.

PLASTICASE



STYLE M

Sleek, rounded styling gives contemporary look to desktop, benchtop, and control-box devices. Optional external mounting flanges in base allow for wall- or equipment-mounting. Durable ABS plastic offers UL94-HB flammability rating. Has mar-resistant textured surface and optional internal PCB mounting bosses. Cover attaches to base with four screws.



Catalog No.	Internal Base Mounting Bosses	External Base Mounting Flanges	External Dimensions				Internal Dimensions		
			A	B	C	D	E	F	G
PT-11850-PMB	Yes	No	3.08"	2.08"	1.00"	.07"	2.93"	1.93"	.85"
PT-11850-PXX	No	No	3.08"	2.08"	1.00"	.07"	2.93"	1.93"	.85"
PT-11851-PMB	Yes	No	3.08"	2.08"	1.59"	.58"	2.93"	1.93"	1.45"
PT-11851-FMB	Yes	Yes	3.08"	2.08"	1.59"	.58"	2.93"	1.93"	1.45"
PT-11852-PMB	Yes	No	4.11"	2.23"	1.00"	.07"	3.96"	2.07"	.84"
PT-11852-PXX	No	No	4.11"	2.23"	1.00"	.07"	3.96"	2.07"	.84"
PT-11853-PMB	Yes	No	4.11"	2.23"	1.59"	.58"	3.96"	2.07"	1.45"
PT-11853-FMB	Yes	Yes	4.11"	2.23"	1.59"	.58"	3.96"	2.07"	1.45"

PI SERIES



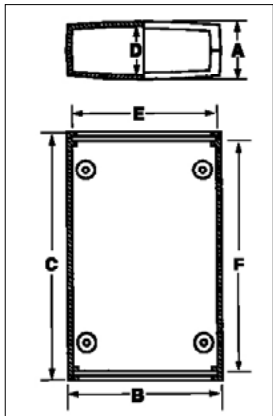
The line of molded enclosures is ideally suited for instrumentation and telecommunications equipment from hand-held to desktop sizes. Available in twelve sizes and two versions.

Version #1 - Dark gray ABS covers with light gray ABS end panels. UL94V-0 flammability rating.

Version #2 - Light gray ABS covers with dark gray ABS end panels. UL94-HB flammability rating.

DESIGN FEATURES

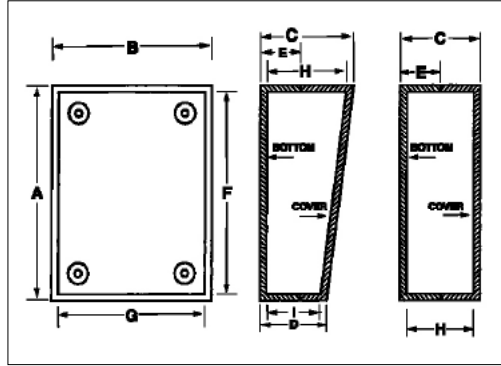
- Designed to IP 54 of IEC 529
- Two-part design with tongue and groove joint between top and bottom covers and specially designed end panels
- Internal guide slots provided for vertical mounting of PCBs
- Internal bosses provided for horizontal mounting of PCBs
- Top and bottom covers are lightly textured providing a scratch-resistant, high quality finish
- Four screws are countersunk in the bottom cover and thread into internal bosses, which secure the top cover and end panels



Catalog Number		External Dimensions			Internal Dimensions*			Panel Size	Weight Oz.
Version 1	Version 2	A	B	C	D	E	F		
PI-1900	PI-1900-LG	.63"	1.97"	3.54"	.47"	1.64"	3.12"	.46" x 1.72" x .11"	1.7
PI-1901	PI-1901-LG	.94"	1.97"	3.54"	.78"	1.64"	3.12"	.77" x 1.72" x .11"	1.7
PI-1902	PI-1902-LG	1.26"	1.97"	3.54"	1.10"	1.64"	3.12"	1.09" x 1.72" x .11"	2.2
PI-1903	PI-1903-LG	1.18"	2.36"	4.72"	1.02"	1.99"	4.25"	.93" x 1.95" x .13"	2.7
PI-1904	PI-1904-LG	1.57"	2.36"	4.72"	1.41"	1.99"	4.25"	1.32" x 1.95" x .13"	3.2
PI-1905	PI-1905-LG	1.97"	2.36"	4.72"	1.81"	1.99"	4.25"	1.72" x 1.95" x .13"	4.0
PI-1906	PI-1906-LG	1.18"	3.15"	5.91"	1.02"	2.78"	5.46"	.93" x 2.74" x .13"	4.5
PI-1907	PI-1907-LG	1.77"	3.15"	5.91"	1.61"	2.78"	5.46"	1.52" x 2.74" x .13"	5.2
PI-1908	PI-1908-LG	2.36"	3.15"	5.91"	2.20"	2.78"	5.46"	2.11" x 1.66" x .13"	5.5
PI-1909	PI-1909-LG	1.57"	3.94"	7.48"	1.41"	3.48"	6.92"	1.29" x 3.45" x .13"	7.0
PI-1910	PI-1910-LG	2.36"	3.94"	7.48"	2.20"	3.48"	6.92"	2.06" x 3.45" x .13"	9.5
PI-1911	PI-1911-LG	3.15"	3.94"	7.48"	2.99"	3.48"	6.92"	2.86" x 3.45" x .13"	10.5

*Reference only - Request drawing for internal configuration and dimensions

PLASTIBOX



Available in a variety of styles and sizes, these functional utility enclosures are made from UL-rated, high impact plastics, with a scratch resistant finish.

Available in two types of finishes with or without battery compartments. Refer to the following prefix description to ensure proper ordering:

PS - Textured body with smooth top insert.

PT - Textured body with textured top.

PBS - Textured body with smooth top insert and 9-volt battery compartment.

PSS - Textured body with smooth top and end panels.

PSP - Textured body with smooth top and sloped panels.

Contact Bud factory for optional colors, materials, EMI/RFI shielding, and custom modifications.



Styles A & B have squared corners, provisions for mounting horizontal and vertical PCBs, and four non-skid feet. ABS plastic, UL94-HB flammability rating. Available in black (-B) or gray (-G).

Optional accessories: Perimeter Gasket Kit: Available for Styles A & B in most sizes to provide an effective barrier to outside environments

OPTIONAL ACCESSORIES	
Perimeter Gasket	Fits Catalog Numbers
PG-1172	PT-11308, PT -11372
PG-1176	PBS-11327, PT-11388, PS-11292, PBS-11294

STYLE A

Catalog Number	External					Internal*				Wt. Oz.
	A	B	C	D	E	F	G	H	I	
PT-11308	3.62"	2.25"	1.50"	N/A	.70"	3.32"	1.94"	1.30"	N/A	2.5
PBS-11327	5.62"	3.25"	1.50"	N/A	.70"	5.32"	2.94"	1.30"	N/A	4.5
PS-11339	9.50"	6.34"	1.50"	N/A	.70"	9.19"	6.03"	1.30"	N/A	8.5
PT-11372	3.62"	2.25"	2.50"	N/A	.70"	3.29"	1.94"	2.30"	N/A	3.0
PT-11388	5.62"	3.25"	2.48"	N/A	.70"	5.32"	2.94"	2.28"	N/A	5.0

*Reference Only - Request a drawing for Internal configuration and dimensions.

STYLE B

Catalog Number	External					Internal*				Wt. Oz.
	A	B	C	D	E	F	G	H	I	
PS-11292	5.62"	3.25"	1.50"	.98"	.70"	5.32"	2.94"	1.20"	.78"	3.5
PBS-11294	5.62"	3.25"	1.50"	.98"	.70"	5.32"	2.94"	1.20"	.78"	4.0
PSS-11350	4.88"	6.88"	2.45"	1.54"	.70"	4.48"	6.48"	2.25"	1.34"	6.5

*Reference Only - Request a drawing for Internal configuration and dimensions.



Styles C & D have rounded corners and edges, and come with four non-skid feet. Interior is plain with no molded-in PCB mounting, allowing for more usable space. Optional universal mounting bosses are available (see optional accessories). PC Bone Gray Polystyrene plastic, UL94-HB flammability rating.

Mounting Boss Kit: Catalog No. PMB-11282. Universal PC board mounting bosses, for Styles C & D, fit into .130" dia. holes in PC board and can be glued to inside of PlastiBox.

STYLE C

Catalog Number	External					Internal*				Wt. Oz.
	A	B	C	D	E	F	G	H	I	
PBS-11273	6.30"	3.75"	1.41"	N/A	.75"	6.08"	3.53"	1.14"	N/A	5.0
PS-11276	6.30"	3.75"	1.41"	N/A	.75"	6.08"	3.53"	1.14"	N/A	5.0

*Reference Only - Request a drawing for Internal configuration and dimensions.

STYLE D

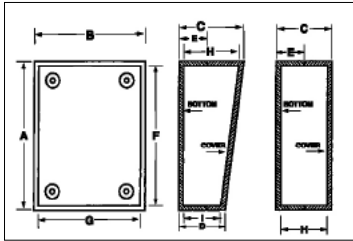
Catalog Number	External					Internal*				Wt. Oz.
	A	B	C	D	E	F	G	H	I	
PBS-11275	6.30"	3.75"	1.41"	1.13"	.75"	6.08"	3.53"	1.14"	.86"	5.0
PS-11279	6.30"	3.75"	1.41"	1.13"	.75"	6.08"	3.53"	1.14"	.86"	5.0

*Reference Only - Request a drawing for Internal configuration and dimensions.

PLASTIC BOXES

PLASTIBOX

Styles E, F, and G have square corners and provisions for mounting horizontal and vertical PCBs. ABS plastic, UL94-HB flammability rating. Available in black (-B) or gray (-G).



STYLE E

Catalog Number	External					Internal*				Wt. Oz.
	A	B	C	D	E	F	G	H	I	
PS-11502	5.27"	7.44"	2.15"	1.27"	.75"	4.94"	7.10"	1.98"	1.10"	7.8
PS-11505	7.44"	5.27"	2.15"	1.27"	.75"	7.10"	4.94"	1.98"	1.10"	7.8

*Reference Only - Request a drawing for Internal configuration and dimensions.

STYLE F

Catalog Number	External					Internal*				Wt. Oz.
	A	B	C	D	E	F	G	H	I	
PS-11521	3.62"	2.25"	1.01"	N/A	.72"	3.32"	1.94"	.81"	N/A	2.0
PBS-11532	4.37"	3.25"	1.52"	N/A	.70"	4.07"	2.94"	1.32"	N/A	3.5
PS-11533	4.37"	3.25"	1.52"	N/A	.70"	4.07"	2.94"	1.32"	N/A	3.5
PS-11543	5.62"	3.25"	1.52"	N/A	.71"	6.57"	4.57"	1.32"	N/A	4.0
PS-11553	6.87"	4.87"	1.52"	N/A	.71"	6.57"	4.57"	1.32"	N/A	6.5
PT-11557	6.87"	4.87"	2.52"	N/A	.71"	6.57"	4.57"	2.32"	N/A	8.5

*Reference Only - Request a drawing for Internal configuration and dimensions.

STYLE G

Catalog Number	External					Internal*				Wt. Oz.
	A	B	C	D	E	F	G	H	I	
PSP-11563	5.90"	3.74"	1.93"	1.12"	.56"	5.66"	3.50"	1.66"	.85"	5.1
PSP-11572†	7.49"	4.14"	2.31"	1.32"	.71"	7.25"	3.90"	2.11"	1.05"	7.2
PSP-11573	7.49"	4.14"	2.31"	1.32"	.71"	7.25"	3.90"	2.11"	1.05"	7.0

*Reference Only - Request a drawing for Internal configuration and dimensions.
†With battery compartment

Style H has rounded corners and edges, provisions for mounting horizontal PCBs, and optional molded-in external wall mounting brackets (to order, add suffix -MB to order number). ABS plastic, UL94-5VA flammability rating. Available in black (other colors available upon request).




STYLE H

Catalog Number	External					Internal				Wt. Oz.
	A	B	C	D	E	F	G	H	I	
PT-11630	4.00"	2.00"	1.12"	N/A	.75"	3.49"	1.49"	.90"	N/A	3.0
PT-11642	4.25"	2.62"	1.25"	N/A	.65"	4.05"	2.42"	1.05"	N/A	2.9
PT-11653	5.62"	3.25"	1.12"	N/A	.65"	5.42"	3.05"	.92"	N/A	3.7
PT-11657	5.62"	3.25"	1.38"	N/A	.75"	5.42"	3.05"	1.16"	N/A	4.2
PT-11664	6.00"	4.00"	1.12"	N/A	.65"	5.80"	3.80"	.92"	N/A	4.3
PT-11668	6.00"	4.00"	1.50"	N/A	.75"	5.80"	3.80"	1.29"	N/A	5.2
PT-11670	6.50"	2.88"	1.13"	N/A	.75"	6.29"	2.77"	0.90"	N/A	4.0

*Reference only - Request drawing for internal configuration and dimensions.

Unique, contemporary styling with rounded corners and edges. Durable, self-extinguishing, ABS plastic material with UL94-5VA flammability rating. Mar resistant textured surface. Internal PCB mounting bosses. Base is securely attached to the cover with four color matched screws. This is a three-piece box including the base, cover, and end panel.



STYLE I

Catalog Number	Feature Disp. Window	External				Internal			Wt. Oz.
		A	B	C	D	E	F	G	
PT-11743	No	3.00"	4.00"	1.38"	.41"	3.80"	2.75"	1.17"	2.5
PT-11754	No	4.00"	5.50"	1.38"	.41"	5.30"	3.78"	1.17"	4.2
PT-11754-DW	Yes	4.00"	5.50"	1.38"	.41"	5.30"	3.78"	1.17"	4.2
PT-11785	No	5.00"	5.50"	1.75"	.54"	7.23"	4.76"	1.55"	7.3
PT-11785-MP	No	5.00"	7.50"	1.75"	.54"	7.23"	4.76"	1.55"	7.3

*Reference only - Request drawing for internal configuration and dimensions.

PLASTIC BOXES
PLASTIBOX



PT-11801

Catalog No.	External Dimensions L × W × H	Weight (Oz.)
PT-11800	8.25" × 5.00" × 3.00"	17.9
PT-11801	8.25" × 5.00" × 4.33"	20.1

STYLE J

- Robust plastic electronic enclosure designed to meet NEMA 4X and IP65 specifications
- Made from flame retardant black ABS plastic with UL94-5VA flammability rating
- Easily removable cover screws into threaded brass inserts in base
- (8) PCB mounting bosses in base (PT-11801 has an additional 6 mounting bosses inside elevated cover)
- Molded in flanges allow easy wall or panel mounting without having to open enclosure
- Finish is textured matte black

ACCESSORIES


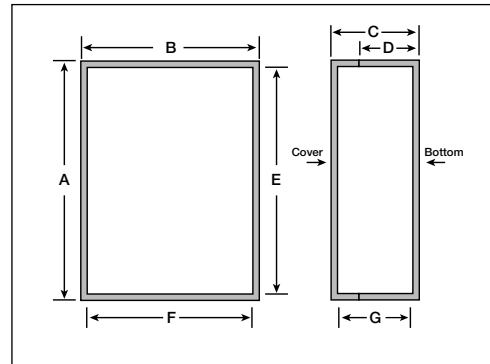
- HH-3449 (Clip for [1] 9V battery)
- HH-3630 (Holder for [2] AAA batteries)
- HH-3631 (Holder for [4] AAA batteries)
- HH-3632 (Holder for [2] AA batteries)
- HH-3633 (Holder for [4] AA batteries)



Catalog No.	Color	Cable Entry	External Dimensions			Internal Dimensions		
			A	B	C	E	F	G
PTH-11810-B	Black	1 Way	3.58"	3.11"	1.77"	3.13	2.68	1.57
PTH-11810-G	Gray	1 Way	3.58"	3.11"	1.77"	3.13	2.68	1.57
PTH-11811-B	Black	2 Way	3.58"	4.80"	1.77"	3.13	4.37	2.52
PTH-11811-G	Gray	2 Way	3.58"	4.80"	1.77"	3.13	4.37	2.52

STYLE K

Time-saving, hinged, snap-closed cover is easily opened by hand. Rubber inserts are easily cut to allow cable entry ports. Durable ABS plastic offers UL94-HB flammability rating. Has mar-resistant textured surface and internal PCB mounting bosses.



Catalog No.	External Dimensions				Internal Dimensions		
	A	B	C	D	E	F	G
PT-11820	7.40"	5.24"	2.22"	.75"	7.19	5.00	Sloped

STYLE L

Desktop enclosure with sloping cover has two-piece, screw-together construction and internal PCB mounting bosses. Durable, bone gray ABS plastic offers UL94-HB flammability rating. Mar-resistant textured surface includes recessed area in cover.

TABLET ENCLOSURE



Tablet enclosures and LCD display enclosures are made of high-impact ABS plastic and are offered in black or white colors.


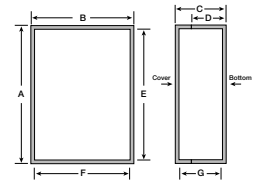
DESIGN FEATURES

- Molded in high-impact ABS plastic, which is flame retardant to both UL94-V0 and UL94-HB
- Available in white (RAL9002, UL94-V0 of ABS) or black (RAL9005, UL94-HB of ABS)
- Ideal design for portable, desktop, or wall-mounted electronic applications
- The recessed area is designed for 4.3", 5.7", 7.0", 8.4" and 10.4" LCD module or touchscreen use
- Add-on rubber feet are included

Note: Units with suffix "-B" are black and are made of UL94-HB ABS plastic. Units with suffix "-W" are white and are made of UL94-V0 ABS plastic.

Catalog #	Catalog #	L (in)	W (in)	H (in)	Weight lb.
TB-32610-B	TB-32610-W	5.512	3.970	1.181	0.3
TB-32611-B	TB-32611-W	7.480	5.906	1.181	0.5
TB-32612-B	TB-32612-W	8.701	6.339	1.181	0.7
TB-32613-B	TB-32613-W	10.984	8.110	1.181	1.1
TB-32614-B	TB-32614-W	12.677	9.134	1.181	1.4

HAND-HELD PLASTIC




STYLE 1

Compact, ergonomic design has recessed top suitable for label or keypad, and convenient internal PCB mounting bosses. Made from durable, black ABS plastic with UL94-HB flammability rating. Comes complete with top cover, bottom cover, and assembly hardware. Molded-in holes accept optional belt clip.

OPTIONAL ACCESSORIES

- HH-3595-BCB (Black Belt Clip)
- HH-3449 (Clip for (1) 9V battery)
- HH-3630 (Holder for (2) AAA batteries)
- HH-3632 (Holder for (2) AA batteries)

Catalog No.	External Dimensions				Internal Dimensions		
	A	B	C	D	E	F	G
HP-3649-B	2.62"	2.60"	1.10"	0.35"	2.38"	2.38"	0.87"



STYLE 2


Compact, ergonomic design features removable panels for each end that allows for easy modification. Its recessed top is suitable for label or keypad, and it has convenient internal PCB mounting bosses. Made from durable, black ABS plastic with UL94-HB flammability rating. Comes complete with top cover, bottom cover, end panels, and assembly hardware. Molded-in holes accept optional belt clip.

OPTIONAL ACCESSORIES

- HP-3645 Transparent red lens (See table)
- HP-3647 Transparent red lens (See table)
- HP-3648 Transparent red lens (See table)
- HH-3595-BCB (Black Belt Clip)
- HH-3630 (Holder for (2) AAA batteries)
- HH-3632 (Holder for (2) AA batteries) excludes HP-3653-B

Catalog No.	External Dimensions				Internal Dimensions			Optional IR Panel
	A	B	C	D	E	F	G	
HP-3650-B	2.62"	2.60"	1.10"	0.55"	2.31"	2.37"	0.87"	HP-3645
HP-3651-B	3.62"	2.60"	1.10"	0.55"	3.32"	2.37"	0.87"	HP-3645
HP-3652-B*	4.38"	2.95"	0.99"	0.49"	4.04"	2.71"	0.78"	HP-3647
HP-3653-B	4.49"	1.41"	1.02"	0.51"	4.20"	1.20"	0.78"	HP-3648
HP-3654-B	5.51"	2.60"	1.10"	0.55"	5.18"	2.37"	0.87"	HP-3645

* Specifically designed for smart card readers.



STYLE 3

Compact, ergonomic design features battery door and a removable panel for one end that allows for easy modification. Its recessed top is suitable for label or keypad, and it has convenient internal PCB mounting bosses. Made from durable, black ABS plastic with UL94-HB flammability rating. Comes complete with top cover, bottom cover, end panel, and assembly hardware. Molded-in holes accept optional belt clip.

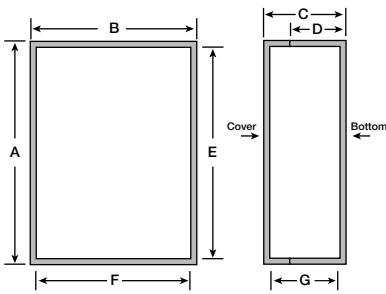
OPTIONAL ACCESSORIES

- HP-3645 Transparent red lens (See table)
- HP-3646 Transparent red lens (See table)
- HH-3449 (Clip for (1) 9V battery) excludes HP-3660 and HP-3662
- HH-3630 (Holder for (2) AAA batteries) excludes HP-3660-B
- HH-3632 (Holder for (2) AA batteries) excludes HP-3660-B and HP-3662-B
- HH-3595-BCB (Black Belt Clip)

Catalog No.	External Dimensions				Internal Dimensions			Optional IR Panel
	A	B	C	D	E	F	G	
HP-3660-B*	3.62"	2.60"	0.83"	0.35"	3.34"	2.40"	0.59"	HP-3646
HP-3661-B	3.62"	2.60"	1.10"	0.35"	3.34"	2.40"	0.86"	HP-3645
HP-3662-B*	4.41"	2.60"	0.83"	0.35"	4.13"	2.39"	0.58"	HP-3646
HP-3663-B	4.41"	2.60"	1.10"	0.35"	4.13"	2.39"	0.85"	HP-3645
HP-3664-B	5.51"	2.60"	1.10"	0.35"	5.23"	2.38"	0.86"	HP-3645

* Low profile design only allows for (2) AAA batteries.

PLASTIC BOXES UTILIBOX



Bud's Utilibox is the ultimate value in plastic utility boxes. Now available in a variety of styles and sizes. Contact Bud factory for optional colors, material, EMI/RFI shielding, and custom modification.

Catalog Number			External Dimensions				Internal Dimensions*			Wt. Oz.
Textured	Recessed	Recessed w/Clear Cover	A	B	C	D	E	F	G	
CU-3281	CUR-3281	CUR-3281-C	4.60"	3.10"	1.87"	1.75"	4.34"	2.84"	1.67"	4.8
CU-3282	CUR-3282	CUR-3282-C	4.60"	4.60"	2.37"	2.25"	4.34"	4.34"	2.17"	6.8
CU-3283	CUR-3283	CUR-3283-C	6.10"	4.60"	2.37"	2.25"	5.84"	4.34"	2.17"	8.8
CU-3284	CUR-3284	CUR-3284-C	7.60"	4.60"	2.37"	2.25"	7.34"	4.34"	2.17"	10.8
CU-3285	CUR-3285	CUR-3285-C	8.25"	5.15"	3.12"	3.00"	7.99"	4.89"	2.92"	16.0
CU-3286	CUR-3286	CUR-3286-C	10.15"	6.15"	3.13"	3.00"	9.75"	5.75"	2.90"	21.0
CU-3287	CUR-3287	CUR-3287-C	6.10"	4.60"	1.37"	1.25"	5.84"	4.34"	1.17"	5.9

Dimensions are ±.01" *Reference only - Request drawing for internal configuration and dimensions.
Optional molded-in mounting brackets are available. To order, add -MB suffix to catalog number (add .5 oz.)



DESIGN FEATURES FOR STYLE A:

- Available in three versions:
 - Textured - Textured finish, optional molded-in mounting bracket
 - Recessed - Textured finish, .010" recessed area in lid, optional molded-in mounting bracket
 - Recessed clear cover with smooth finish
- ABS plastic with a flammability rating of UL94-5VA (UL94V-0 for CUR-3281, -3282, -3283, -3284 and -3287 versions; UL94V-2 for clear cover)
- Comes with close-fitting interlocking lid and assembly hardware
- Finish:** Black

Catalog Number	External Dimensions				Internal Dimensions*			Wt. Oz.
	A	B	C	D	E	F	G	
CU-741	2.26"	1.51"	.78"	.68"	1.35"	2.10"	.60"	1.0
CU-742	3.00"	2.50"	1.00"	.90"	2.80"	2.30"	.80"	2.0
CU-743	5.00"	2.50"	1.02"	.90"	4.80"	2.30"	.80"	2.5
CU-744	3.00"	2.50"	1.60"	1.50"	2.80"	2.30"	1.40"	2.5
CU-745	5.00"	2.50"	1.62"	1.50"	4.80"	2.30"	1.40"	3.5

Dimensions are ±.01" *Reference only - Request drawing for internal configuration and dimensions.
Optional molded-in mounting brackets are available. To order, add -MB suffix to catalog number (add .5 oz.)




DESIGN FEATURES FOR STYLE D:

- Polystyrene plastic, UL94-HB flammability rating
- Comes with close-fitting interlocking lid and assembly hardware
- Provisions for mounting horizontal PCB
- Finish:** Black

Catalog Number	External Dimensions			Internal Dimensions*			Wt. Oz.
	A	B	D	E	F	G	
CU-789	3.05"	2.05"	.90"	2.86"	1.86"	.77"	1.2
CU-790	3.08"	2.08"	1.50"	2.86"	1.86"	1.33"	1.5
CU-791	3.08"	3.08"	1.50"	2.86"	2.86"	1.33"	1.5
CU-792	4.05"	1.80"	1.00"	3.86"	1.40"	.87"	2.0
CU-793	4.10"	2.23"	2.00"	3.86"	1.98"	1.86"	2.5
CU-793	4.10"	2.23"	2.00"	3.86"	1.98"	1.86"	2.5
CU-794	4.10"	2.23"	.90"	3.92"	2.04"	.76"	2.0
CU-795	4.47"	3.22"	2.00"	4.17"	2.92"	1.80"	3.0

Optional molded-in mounting brackets are available. To order, add -MB suffix to catalog number (add .5 oz.)



DESIGN FEATURES FOR STYLE E:

- ABS plastic UL94V-0 flammability rating
- Comes with close-fitting interlocking lid and assembly hardware
- CUR prefixed parts available with .015" deep recessed area
- Finish:** Black

Catalog Number	External Dimensions				Internal Dimensions*			Wt. Oz.
	A	B	C	D	E	F	G	
CU-1872	3.73"	1.88"	1.48"	1.09"	3.42"	1.57"	1.28"	2.0
CU-1874	5.30"	2.94"	1.95"	1.60"	5.01"	2.65"	1.75"	4.0

Dimensions are ±.01" *Reference only - Request drawing for internal configuration and dimensions.



DESIGN FEATURES FOR STYLE F:

- ABS plastic, UL94-HB flammability rating
- Comes with close-fitting interlocking lid and assembly hardware
- Provisions for mounting horizontal and vertical PCB
- Finish:** Black (B) or Gray (G)

PLASTIC BOXES UTILIBOX

DESIGN FEATURES FOR STYLE G:

- ABS plastic, UL94V-0 flammability rating
- Comes with close-fitting interlocking lid and assembly hardware
- Horizontal PCB mounting bosses
- **Finish:** Black



Catalog Number	External Dimensions				Internal Dimensions*			Wt. Oz.
	A	B	C	D	E	F	G	
CU-387	5.59"	4.34"	1.84"	1.75"	5.32"	4.07"	1.66"	5.6
CU-388	4.31"	3.06"	1.46"	1.37"	4.10"	2.85"	1.30"	2.6
CU-389	5.07"	3.57"	1.59"	1.50"	4.85"	3.35"	1.42"	3.5

Dimensions are ±.01" *Reference only - Request drawing for internal configuration and dimensions.
Optional molded-in mounting brackets are available. To order, add -MB suffix to catalog number (add .5 oz.)

DESIGN FEATURES FOR STYLE I:

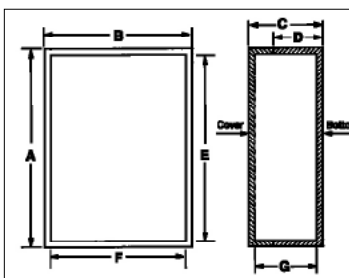
- Textured surface makes it more mar-resistant
- Flush-mounted black-colored screws improve looks
- Insert in top allows for easy modification
- Durable ABS plastic, UL94-5VA flammability rating
- Internal PCB mounting bosses
- **Finish:** Black



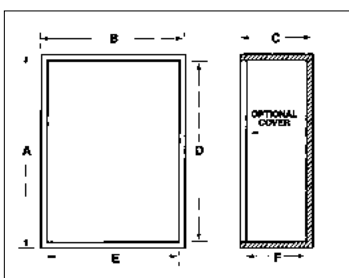
Catalog Number	External Dimensions				Internal Dimensions*			Wt. Oz.
	A	B	C	D	E	F	G	
CU-3240	3.33"	2.48"	1.10"	1.00"	3.09"	2.22"	.90"	2.1
CU-3241	2.54"	2.54"	1.00"	.90"	2.30"	2.30"	.86"	1.6
CU-3242	3.35"	3.35"	1.35"	1.25"	3.09"	3.09"	1.21"	2.9
CU-3243	4.21"	2.85"	1.10"	1.00"	3.96"	2.61"	.96"	2.8
CU-3244	4.60"	3.35"	1.35"	1.25"	4.34"	3.09"	1.21"	3.7
CU-3245	5.60"	3.85"	1.35"	1.25"	5.34"	3.59"	1.21"	4.9
CU-1476	4.47"	3.25"	2.70"	2.00"	4.17"	2.92"	2.54"	4.8

Dimensions are ±.01" *Reference only - Request drawing for internal configuration and dimensions.
Optional molded-in mounting brackets are available. To order, add -MB suffix to catalog number (add .5 oz.)

**Guide for Utilibox
Styles A, D, F, G, H, I, J, K**



Guide for Utilibox Styles B, E



DESIGN FEATURES FOR STYLE H:

- ABS plastic UL94V-0 flammability rating
- Comes with close-fitting interlocking lid and assembly hardware
- Horizontal PCB mounting bosses
- **Finish:** Black




Catalog Number	External Dimensions				Internal Dimensions*			Wt. Oz.
	A	B	C	D	E	F	G	
CU-1470	3.07"	2.10"	1.49"	.90"	2.86"	1.86"	1.33"	1.5
CU-1471	3.07"	2.10"	2.09"	.90"	2.86"	1.86"	1.93"	1.8
CU-1472	3.07"	3.10"	2.09"	1.50"	2.86"	2.86"	1.93"	3.0
CU-1473	4.05"	1.80"	1.27"	1.00"	3.86"	1.61"	1.11"	3.5
CU-1474	4.10"	2.25"	1.49"	.90"	3.86"	2.04"	1.33"	4.0
CU-1475	4.10"	2.25"	2.59"	2.00"	3.86"	1.98"	2.43"	4.3
CU-1476	4.47"	3.25"	2.70"	2.00"	4.17"	2.92"	2.54"	4.8

Dimensions are ±.01" *Reference only - Request drawing for internal configuration and dimensions.
Optional molded-in mounting brackets are available. To order, add -MB suffix to catalog number (add .5 oz.)

DESIGN FEATURES FOR STYLE J:

- ABS plastic, UL94-HB flammability rating
- Internal PCB card guides accept both horizontal and vertical boards
- Grid pattern on underside of cover for modification reference points
- **Finish:** Black




Catalog Number	External Dimensions				Internal Dimensions*			Wt. Oz.
	A	B	C	D	E	F	G	
CU-1941	3.27"	2.13"	1.20"	1.12"	3.10"	1.96"	1.06"	1.3
CU-1943	5.12"	2.68"	1.71"	1.61"	4.88"	2.43"	1.54"	3.1
CU-1945	6.21"	3.76"	2.09"	2.00"	5.93"	3.47"	1.87"	5.9
CU-1947	7.77"	4.45"	2.48"	2.38"	7.44"	4.12"	2.26"	9.1

Dimensions are ±.01" *Reference only - Request drawing for internal configuration and dimensions.
Optional molded-in mounting brackets are available. To order, add -MB suffix to catalog number (add .5 oz.)

DESIGN FEATURES FOR STYLE K:

- ABS plastic, UL94-HB flammability rating
- Three versions available
 - Version 1 – press-fit cover, molded-in wire entry points
 - Version 2 – screwed-on cover, molded-in wire entry points, and recessed area for decal
 - Version 3 – snap-fit cover, and wire entry port
- Molded-in external wall/panel mounting tabs
- **Finish:** Black



Catalog Number	Version	External Dimensions				Internal Dimensions*			Wt. Oz.
		A	B	C	D	E	F	G	
CU-1950	1	2.56"	1.50"	.85"	.79"	2.38"	1.32"	.72"	0.7
CU-1951	1	2.56"	1.50"	1.05"	.98"	2.38"	1.32"	.91"	0.8
CU-1952	1	2.83"	1.73"	.85"	.79"	2.66"	1.56"	.72"	0.8
CU-1953	1	2.83"	1.73"	1.05"	.98"	2.66"	1.56"	.91"	0.9
CU-1954	2	3.23"	2.24"	1.33"	1.14"	3.03"	2.04"	1.14"	1.6
CU-1955	3	3.48"	2.69"	1.29"	1.29"	3.28"	2.49"	1.16"	2.1

Dimensions are ±.01" *Reference only - Request drawing for internal configuration and dimensions.

PLASTIC BOXES
UTILIBOX



STYLE L

DESIGN FEATURES FOR STYLE L

- Flame retardant ABS plastic with UL94V-0 flammability rating. Suggested service temperature -20°C to $+70^{\circ}\text{C}$.
- Comes with close fitting interlocking screw-on and assembly hardware.
- Horizontal PCB mounting bosses.
- Molded-in mounting brackets.
- **Finish:** Fine Textured Black – well suited for silk-screening or pad printing. Special colors available on request.

Catalog Number	External Dimensions		
	L	W	D
CU-1931-MB	3.12"	2.10"	1.08"
CU-1933-MB	3.12"	2.13"	1.58"
CU-1935-MB	3.11"	3.10"	.95"
CU-1937-MB	3.11"	3.13"	1.56"

**Reference only - Request drawing for internal configuration and dimensions.*

PLASTIC BOXES

SNAP UTILITY BOX



NEW PRODUCT

Ideal for small printed circuit boards or as a potting box.

DESIGN FEATURES

- Sturdy and cost-effective design
- Snap fit cover for easy assembly
- Flanged base with mounting holes for wall mounting
- Cable outlets are designed into the cover and can easily be cut open
- High impact-resistant ABS plastic UL94-HB (-20°C to $+70^{\circ}\text{C}$)
- Colors: black (Pantone Black U), white (Pantone 420 C)
- ABS or polycarbonate plastic UL94-V0 rating is available upon request and with minimum order size

Catalog #		Box External Dimensions			Shipping Weight (lb.)
Black	White	L (in)	W (in)	D (in)	
CU-18420-B	CU-18420-W	1.97	1.38	0.87	0.007
CU-18421-B	CU-18421-W	1.97	1.97	0.67	0.009
CU-18422-B	CU-18422-W	1.97	1.97	1.06	0.011
CU-18423-B	CU-18423-W	2.76	1.97	0.67	0.012
CU-18424-B	CU-18424-W	2.76	1.97	1.16	0.015
CU-18425-B	CU-18425-W	2.76	1.97	1.65	0.017
CU-18426-B	CU-18426-W	3.54	1.77	1.08	0.016
CU-18427-B	CU-18427-W	4.13	2.76	0.81	0.023
CU-18428-B	CU-18428-W	4.13	2.76	1.40	0.028
CU-18429-B	CU-18429-W	4.13	2.76	1.99	0.031
CU-18430-B	CU-18430-W	3.15	3.15	0.93	0.022
CU-18431-B	CU-18431-W	3.15	3.15	1.71	0.028

USB ENCLOSURE



Pocket-size enclosure is designed specifically for USB applications. It features a time-saving, snap-together three-piece design, and smooth surfaces with recesses in both halves.

DESIGN FEATURES

- Gray Color: Durable self-extinguishing ABS plastic material with UL94-HB flammability rating.
- Clear Color: Durable self-extinguishing Polycarbonate plastic material with UL94V-0 flammability rating.

Catalog No.	Color	External Dimensions		
		L	W	D
USB-7201-C	Clear	2.80"	.91"	.34"
USB-7201-G	Gray	2.80"	.91"	.34"

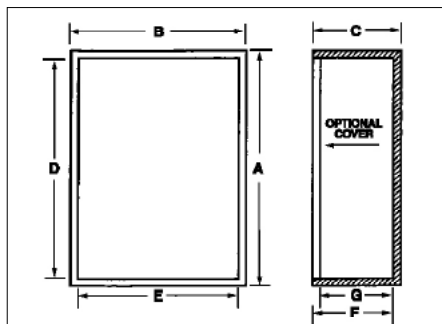
POWER PLUG BOX



Enclosure for devices mounted in a standard 125VAC power plug. Includes integral 125 VAC plug with through-hole solder terminals inside and external mounting flange in base. Durable ABS plastic has UL94V-0 flammability rating. Internal PCB mounting bosses in base. Cover is securely attached to the base with four matched screws.

Catalog No.	Color	External Dimensions			Internal Dimensions			
		A	B	C	D	E	F	G
PPB-11860-BK	Black	3.08"	2.08"	1.65"	.50"	2.93"	1.93"	1.50"
PPB-11860-WT	White	3.08"	2.08"	1.65"	.50"	2.93"	1.93"	1.50"
PPB-11861-BK	Black	4.11"	2.23"	1.65"	.50"	3.96"	2.07"	1.50"
PPB-11861-WT	White	4.11"	2.23"	1.65"	.50"	3.96"	2.07"	1.50"

POTTING BOXES



Available in 3 styles and a variety of sizes, these low-cost enclosures are made of tough, lightweight ABS thermoplastic.

- Flammability rating: UL94V-0 (UL94-HB new sizes only).
- Optional close-fitting covers are available in all sizes.

FINISH

- Black

SHIPPED

- Packages of 10 per Catalog Number (*Packages of 25 per Catalog Number)

Catalog No. Pkg. of 10 (*Pkg. of 25)		EXTERNAL DIM.			INTERNAL DIM.*				Potting Box Cover Pkg. of 10 (*Pkg. of 25)
Style A	Wt. (Oz.)	A	B	C	D	E	F	G	
PB-1558	5	2.00"	1.50"	1.00"	1.86"	1.36"	.93"	.84"	PBC-1558-CN
PB-1559	10.5	3.00"	2.00"	1.50"	2.86"	1.86"	1.43"	1.34"	PBC-1575-C
PB-1560*	1.2	.79"	.79"	.51"	.73"	.73"	.48"	.45"	PBC-1560-C*
PB-1561*	3.3	1.97"	.52"	.59"	1.87"	.42"	.54"	.50"	PBC-1561-C*
PB-1562*	3.2	.97"	.97"	.97"	.89"	.89"	.93"	.89"	PBC-1562-C*
PB-1563*	5.1	1.57"	1.57"	.78"	1.49"	1.49"	.74"	.70"	PBC-1563-C*
PB-1564*	5.0	1.80"	1.20"	.63"	1.70"	1.10"	.58"	.56"	PBC-1564-C*
PB-1565*	15.7	2.72"	1.90"	1.37"	2.62"	1.80"	1.32"	1.25"	PBC-1565-C*
PB-1574	10	2.00"	2.00"	1.50"	1.86"	1.86"	1.43"	1.34"	PBC-1574-C
PB-1575	9.5	3.00"	2.00"	.90"	2.86"	1.86"	.83"	.76"	PBC-1575-C
PB-1576	13	3.00"	3.00"	1.50"	2.86"	2.86"	1.41"	1.36"	PBC-1576-C
PB-1577	2.5	1.00"	1.00"	.75"	.88"	.88"	.69"	.61"	PBC-1577-C
PB-1578	15	4.00"	2.12"	2.00"	3.86"	1.98"	1.93"	1.86"	PBC-1578-C
PB-1579	3	1.50"	1.25"	.80"	1.36"	1.11"	.73"	.66"	PBC-1579-C
PB-1580	11	4.00"	1.75"	1.00"	3.86"	1.61"	.93"	.86"	PBC-1580-C
PB-1581	3	2.09"	1.25"	.44"	1.95"	1.11"	.37"	.30"	PBC-1581-C
PB-1582	12	4.00"	2.12"	.90"	3.86"	1.98"	.83"	.76"	PBC-1578-C
PB-1583	28	4.37"	3.12"	2.00"	4.17"	2.92"	1.90"	1.79"	PBC-1583-C

Reference only - Request drawing for internal configuration and dimensions


Catalog No. (Pkg. of 10)		EXTERNAL DIM.			INTERNAL DIM.*				Potting Box Cover (Pkg of 10)
Style B	Wt.(Oz.)	A	B	C	D	E	F	G	
PB-1558-TF	5.5	2.00"	1.50"	1.00"	1.86"	1.36"	.93"	.84"	PBC-1558-CN
PB-1559-TF	12	3.00"	2.00"	1.50"	2.86"	1.86"	1.43"	1.34"	PBC-1575-C
PB-1574-TF	10.5	2.00"	2.00"	1.50"	1.86"	1.86"	1.43"	1.34"	PBC-1574-C
PB-1575-TF	10	3.00"	2.00"	.90"	2.86"	1.86"	.83"	.76"	PBC-1575-C
PB-1576-TF	15	3.00"	3.00"	1.50"	2.86"	2.86"	1.41"	1.36"	PBC-1576-C
PB-1577-TF	3	1.00"	1.00"	.75"	.88"	.88"	.69"	.61"	PBC-1577-C
PB-1578-TF	15.5	4.00"	2.12"	2.00"	3.86"	1.98"	1.93"	1.86"	PBC-1578-C
PB-1579-TF	3.5	1.50"	1.25"	.80"	1.36"	1.11"	.73"	.66"	PBC-1579-C
PB-1580-TF	11.5	4.00"	1.75"	1.00"	3.86"	1.61"	.93"	.86"	PBC-1580-C
PB-1581-TF	3	2.09"	1.25"	.44"	1.95"	1.11"	.37"	.30"	PBC-1581-C
PB-1582-TF	12.5	4.00"	2.12"	.90"	3.86"	1.98"	.83"	.76"	PBC-1578-C
PB-1583-TF	30	4.37"	3.12"	2.00"	4.17"	2.92"	1.90"	1.79"	PBC-1583-C

Reference only - Request drawing for internal configuration and dimensions


Catalog No. (Pkg. of 10)		EXTERNAL DIM.			INTERNAL DIM.*				Potting Box Cover (Pkg of 10)
Style C	Wt.(Oz.)	A	B	C	D	E	F	G	
PB-1549-BF	13	3.05"	3.05"	.88"	2.89"	2.89"	.79"	.70"	PBC-1576-CN
PB-1553-BF	6	3.05"	2.05"	.50"	2.90"	1.90"	.43"	.37"	PBC-1559-C
PB-1554-BF	9	3.05"	2.05"	1.00"	2.90"	1.90"	.93"	.87"	PBC-1559-C
PB-1558-BF	6.5	2.00"	1.50"	1.00"	1.87"	1.37"	.93"	.84"	PBC-1558-C
PB-1559-BF	13.5	3.05"	2.05"	1.50"	2.90"	1.90"	1.43"	1.37"	PBC-1559-C
PB-1574-BF	10.5	2.00"	2.00"	1.50"	1.90"	1.90"	1.43"	1.37"	PBC-1574-CN
PB-1576-BF	15	3.00"	3.00"	1.50"	2.90"	2.90"	1.41"	1.32"	PBC-1576-CN
PB-1577-BF	3	1.00"	1.00"	.75"	.91"	.91"	.69"	.61"	PBC-1577-CN

Reference only - Request drawing for internal configuration and dimensions


STYLE A



STYLE B



STYLE C



INDEX BY CATALOG NUMBERS (in alphabetical sequence)

Catalog No.	Page	Catalog No.	Page	Catalog No.	Page	Catalog No.	Page	Catalog No.	Page	Catalog No.	Page
30-2300	7	3313	25	AGC-9270	31	AN-2851-B	48	ANX-91306	63	BC-32671	75
30-2301	7	7346	25	AGC-9271	31	AN-2852	48	ANX-91307	63	BC-32672	75
30-2302	7	9260	25	AGC-9272	31	AN-2852-B	48	ANX-91309	63	BC-32673	75
30-2303	7	9261	25	AGC-9273	31	AN-2853	48	ANX-91310	63	BC-32674	75
30-2304	7	9621	25	AGC-9274	31	AN-2853-B	48	ANX-91311	63	BC-32675	75
30-2305	7	AB-1851	19	AGC-9275	31	AN-2854	48	ANX-91312	63	BC-32676	75
30-2306	7	AB-1852	19	AGC-9276	31	AN-2854-B	48	ANX-91313	63	BC-32677	75
30-2500	7	AB-8089	12	AGC-9277	31	AN-2855	48	ANX-91315	63	BC-32678	75
30-2501	7	AC-401	42	AGC-9278	31	AN-2855-B	48	ANX-91316	63	BG-32613-B	58
30-2502	7	AC-402	42	AGC-9279	31	AN-2856	48	ANX-91318	63	BG-32618	73
30-2503	7	AC-403	42	AGC-9280	31	AN-2856-B	48	ANX-91319	63	BPA-1502	42
30-2504	7	AC-404	42	AN-1300	46	AN-2857	48	ANX-91320	63	BPA-1504	42
30-2505	7	AC-405	42	AN-1301	46	AN-2857-B	48	ANX-91321	63	BPA-1505	42
30-2506	7	AC-406	42	AN-1302	46	AN-2858	48	ANX-91322	63	BPA-1507	42
60-2300	7	AC-407	42	AN-1303	46	AN-2858-B	48	ANX-91323	63	BPA-1513	42
60-2301	7	AC-408	42	AN-1304	46	AN-2863	48	ARR-1272	10	BPA-1514	42
60-2302	7	AC-409	42	AN-1305	46	AN-2863-B	48	ARR-1276	10	BPA-1515	42
60-2303	7	AC-411	42	AN-1306	46	AN-2864	48	ARR-1294	10	BPA-1516	42
60-2304	7	AC-412	42	AN-1307	46	AN-2864-B	48	ARR-1296	10	BPA-1517	42
60-2305	7	AC-413	42	AN-1308	46	AN-2866	48	AS-5000-A	16	BPA-1518	42
60-2306	7	AC-414	42	AN-1309	46	AN-2866-B	48	AS-5001-A	16	BPA-1519	42
60-2307	7	AC-415	42	AN-1310	46	AN-2867	48	AS-5002-A	16	BPA-1520	42
60-2308	7	AC-416	42	AN-1311	46	AN-2867-B	48	AS-5004-A	16	BPA-1522	42
60-2309	7	AC-418	42	AN-1313	46	AN-2872	48	AS-5042-A	16	BPA-1523	42
60-2310	7	AC-419	42	AN-1314	46	AN-2872-B	48	AU-1028	34	BPA-1524	42
60-2311	7	AC-420	42	AN-1315	46	AN-2900	47	AU-1029	34	BPA-1527	42
60-2312	7	AC-421	42	AN-1316	46	AN-2901	47	AU-1039	34	BPA-1528	42
60-2313	7	AC-423	42	AN-1317	46	ANS-3801	45	AU-1040	34	BPA-1529	42
60-2340	7	AC-424	42	AN-2800	47	ANS-3801-B	45	AU-1083	34	BPA-1530	42
60-2341	7	AC-427	42	AN-2801	47	ANS-3803	45	B-60	14	BPA-1531	42
60-2342	7	AC-428	42	AN-2802	47	ANS-3803-B	45	B-62	14	BPA-1589	42
60-2343	7	AC-429	42	AN-2803	47	ANS-3805	45	BAS-5106	16	BPA-1590	42
60-2344	7	AC-430	42	AN-2804	47	ANS-3805-B	45	BAS-5107	16	BPA-1591	42
60-2345	7	AC-431	42	AN-2805	47	ANS-3807	45	BAS-5108	16	BPA-1592	42
60-2346	7	AC-433	42	AN-2806	47	ANS-3807-B	45	BB-1800	32	BPA-1593	42
60-2361	22	AC-1402	42	AN-2807	47	ANS-3809	45	BB-1801	32	BPA-1594	42
60-2380	22	AC-1404	42	AN-2808	47	ANS-3809-B	45	BB-1802	32	BPA-1595	42
60-2381	22	AC-1405	42	AN-2809	47	ANS-3811	45	BB-1803	32	BPA-1596	42
60-2500	7	AC-1407	42	AN-2810	47	ANS-3811-B	45	BB-1804	32	BPA-1597	42
60-2501	7	AC-1413	42	AN-2811	47	ANS-3813	45	BB-1806	32	BPA-1598	42
60-2502	7	AC-1414	42	AN-2812	47	ANS-3813-B	45	BB-1807	32	BPM-22260	66
60-2503	7	AC-1416	42	AN-2813	47	ANS-3815	45	BB-1808	32	BPM-22261	66
60-2504	7	AC-1418	42	AN-2814	47	ANS-3815-B	45	BB-1809	32	BRP-12202	1
60-2505	7	AC-1419	42	AN-2815	47	ANS-3817	45	BB-32620	73	BRP-12206	1
60-2506	7	AC-1421	42	AN-2816	47	ANS-3817-B	45	BB-32621	73	BRP-12208	1
60-2507	7	AC-1422	42	AN-2817	47	ANS-3819	45	BB-32622	74	BRP-12212	1
60-2508	7	AC-1424	42	AN-2818	47	ANS-3819-B	45	BB-32623	74	BRP-12216	1
60-2509	7	AC-1426	42	AN-2819	47	ANX-1390	48	BC-14210	28	BRP-12218	1
60-2510	7	AC-1427	42	AN-2820	47	ANX-1390-B	48	BC-14215	28	BT-2723	69
60-2511	7	AC-1428	42	AN-2821	47	ANX-1390-G	48	BC-32625	73	BT-2724	69
60-2512	7	AC-1429	42	AN-2822	47	ANX-91300	63	BC-32626	75	BT-2725	69
60-2513	7	AC-1430	42	AN-2823	47	ANX-91301	63	BC-32627	75	BT-2727	69
295	25	AC-1431	42	AN-2850	48	ANX-91302	63	BC-32628	75	BT-2734	69
307	25	AGC-9268	31	AN-2850-B	48	ANX-91304	63	BC-32629	75	BT-2740	69
851-DLH	25	AGC-9269	31	AN-2851	48	ANX-91305	63	BC-32670	75	BT-2742	69

INDEX BY CATALOG NUMBERS (in alphabetical sequence)

Catalog No.	Page	Catalog No.	Page	Catalog No.	Page	Catalog No.	Page	Catalog No.	Page	Catalog No.	Page
C-1555	38	CN-5702	49	CU-341-A	34	CU-1950	90	CU-4477	43	DCH-11922	68
C-1557	38	CN-5703	49	CU-347	43	CU-1951	90	CU-4478	43	DCH-11923	68
C-1584	38	CN-5704	49	CU-387	90	CU-1952	90	CU-4479	43	DCH-11924	68
C-1585	38	CN-5705	49	CU-388	90	CU-1953	90	CU-5123	44	DD-2363	21
C-1586	38	CN-5706	49	CU-389	90	CU-1954	90	CU-5124	44	DMB-4769	59, 65
C-1587	38	CN-5707	49	CU-452-A	34	CU-1955	90	CU-5234	44	DMB-4769-CB	65
C-1588	38	CN-5708	49	CU-465	34	CU-2100-B	41	CU-5247	44	DMB-4770	59, 65
C-1892	38	CN-5709	49	CU-470	43	CU-2101-B	41	CU-5347	44	DMB-4770-CB	65
C-1893	38	CN-5710	49	CU-471	43	CU-2102-B	41	CU-5470	44	DMB-4770-T3	65
C-1894	38	CN-5711	49	CU-472	43	CU-2103-B	41	CU-5471	44	DMB-4771	59, 65
C-1896	38	CN-5712	49	CU-473	43	CU-2104-B	41	CU-5472	44	DMB-4771-CB	65
C-14242	27	CN-5713	49	CU-474	43	CU-2105-B	41	CU-5473	44	DMB-4772	59, 65
C-14243	27	CN-5714	49	CU-475	43	CU-2106-B	41	CU-5474	44	DMB-4772-CB	65
C-14244	27	CN-6702	49	CU-476	43	CU-2107-B	41	CU-5475	44	DMB-4773	59, 65
C-14245	27	CN-6703	49	CU-477	43	CU-2108-B	41	CU-5476	44	DMB-4773-CB	65
C-14430	27	CN-6704	49	CU-478	43	CU-2109-B	41	CU-5477	44	DMB-4774	59, 65
C-14431	27	CN-6705	49	CU-479	43	CU-2110-B	41	CU-5478	44	DMB-4774-CB	65
C-14432	27	CN-6706	49	CU-482-A	34	CU-2111-B	41	CU-5479	44	DMX-4776	60
C-14440	27	CN-6707	49	CU-585	34	CU-3000-A	41	CU-7125	34	DMX-4777	60
C-14441	27	CN-6708	49	CU-587	34	CU-3001-A	41	CU-7127	34	DMX-4778	60
C-14442	27	CN-6709	49	CU-592-A	34	CU-3002-A	41	CUR-793	89	DMX-4779	60
CB-1370	42	CN-6710	49	CU-622-A	34	CU-3003-A	41	CUR-3281	89	DMX-4780	60
CB-1371	42	CN-6711	49	CU-712-A	34	CU-3004-A	41	CUR-3281-C	89	DMX-4781	60
CB-1372	42	CS-11202	37	CU-728	34	CU-3005-A	41	CUR-3282	89	DMX-4785	60
CB-1373	42	CS-11204	37	CU-729	34	CU-3006-A	41	CUR-3282-C	89	DNC-4796	65
CB-1374	42	CS-11206	37	CU-741	89	CU-3007-A	41	CUR-3283	89	DNR-4790	65
CB-1375	42	CS-11208	37	CU-742	89	CU-3008-A	41	CUR-3283-C	89	DPB-4760	60
CB-1376	42	CS-11210	37	CU-743	89	CU-3009-A	41	CUR-3284	89	DR-8092	12
CB-1377	42	CS-11212	37	CU-744	89	CU-3010-A	41	CUR-3284-C	89	DR-8093	12
CC-5190	19	CS-11214	37	CU-745	89	CU-3011-A	41	CUR-3285	89	DR-8094	12
CC-5191	19	CS-11216	37	CU-789	89	CU-3240	90	CUR-3285-C	89	DT-17400	21
CH-14400	27	CS-11221	35	CU-790	89	CU-3241	90	CUR-3286	89	E30-2000	6
CH-14401	27	CS-11225	35	CU-791	89	CU-3242	90	CUR-3286-C	89	E30-2003	6
CH-14402	27	CS-11227	35	CU-792	89	CU-3243	90	CUR-3287	89	E30-2004	6
CH-14403	27	CS-11230	35	CU-793	89	CU-3244	90	CUR-3287-C	89	E30-2005	6
CH-14404	27	CSA-11262	37	CU-794	89	CU-3245	90	D-1722	21	E30-2006	6
CM-1195	18	CSA-11264	37	CU-795	89	CU-3281	89	D-1723	21	E30-2007	6
CM-1196	18	CSA-11266	37	CU-879	34	CU-3282	89	DB-4701	60	E-2000	6
CM-1197	18	CSB-1351	17	CU-880	34	CU-3283	89	DB-4702	60	E-2003	6
CM-1220	18	CSB-1352	17	CU-881	34	CU-3284	89	DB-4703	60	E-2004	6
CM-1221	18	CSB-1353	17	CU-882	34	CU-3285	89	DB-4704	60	E-2005	6
CM-1223	18	CSB-1354	17	CU-883	34	CU-3286	89	DB-4713	59	E-2006	6
CM-1225	18	CSB-1355	17	CU-1098	34	CU-3287	89	DB-4715	59	E-2007	6
CM-1227	18	CSB-8180	17	CU-1099	34	CU-4123	43	DB-4751	59	E-2008	6
CM-2200	17	CSB-8181	17	CU-1124	34	CU-4124	43	DB-4754	59	E-2011	6
CM-2201	17	CSC-11242	37	CU-1872	89	CU-4234	43	DBB-3667	74	E-2012	6
CM-2202	17	CSC-11244	37	CU-1874	89	CU-4247	43	DC-8002	9	E-2013	6
CM-2220	19	CSC-11246	37	CU-1931-MB	91	CU-4347	43	DC-8010	8	E-2014	6
CM-2221	19	CSC-11248	37	CU-1933-MB	91	CU-4470	43	DC-8035	13	E-2015	6
CMR-8040	13	CSH-11280	37	CU-1935-MB	91	CU-4471	43	DC-8050	9	EB-1781	18
CMS-2208-B	17	CSR-8060	13	CU-1937-MB	91	CU-4472	43	DC-8075	9	EC-9902	32
CMS-2212-B	17	CU-123	43	CU-1941	90	CU-4473	43	DC-8076	9	EC-9903	32
CMS-2218-B	17	CU-124	43	CU-1943	90	CU-4474	43	DC-8078	9	EC-9904	32
CN-5700	49	CU-234	43	CU-1945	90	CU-4475	43	DCH-11920	68	EC-9905	32
CN-5701	49	CU-247	43	CU-1947	90	CU-4476	43	DCH-11921	68	EC-9906	32

INDEX BY CATALOG NUMBERS (in alphabetical sequence)

Catalog No.	Page	Catalog No.	Page	Catalog No.	Page	Catalog No.	Page	Catalog No.	Page	Catalog No.	Page
ER-16502	5	ER-16622	5	H-9116-B	26	HH-3501	77	IP-6131	33	JBH-4953-KO	36
ER-16503	5	ER-16623	5	H-9160-B	26	HH-3502	77	IP-6136	33	JBH-4954-KO	36
ER-16504	5	ER-16624	5	H-9161-B	26	HH-3503	77	IP-6137	33	JBH-4955-KO	36
ER-16505	5	ER-16625	5	H-9168-B	26	HH-3504	77	IP-6138	33	JBH-4956-KO	36
ER-16506	5	ER-16626	5	H-9170-B	26	HH-3505	77	IPS-3901	45	JBH-4957-KO	36
ER-16511	5	ER-16652	5	H-9174-B	26	HH-3510-B	79	IPS-3903	45	JBH-4958-KO	36
ER-16512	5	ER-16653	5	H-9176-B	26	HH-3510-BCB	79	IPS-3905	45	JBH-4959-KO	36
ER-16513	5	ER-16654	5	H-9177-B	26	HH-3510-BCG	79	IPS-3907	45	JBH-4960-KO	36
ER-16514	5	ER-16655	5	H-9179-B	26	HH-3510-G	79	IPS-3909	45	JBH-4961-KO	36
ER-16515	5	ER-16656	5	H-9180-B	26	HH-3524	78	IPS-3911	45	KB-13200	35
ER-16516	5	ER-16662	5	H-9183-B	26	HH-3529-BBK	78	IPS-3913	45	KB-13201	35
ER-16521	5	ER-16663	5	HC-14097	28	HH-3529-BBL	78	IPS-3915	45	KB-13202	35
ER-16522	5	ER-16664	5	HC-14098	28	HH-3529-BRD	78	IPS-3916	45	KS-1785	19
ER-16523	5	ER-16665	5	HC-14099	28	HH-3535	78	IPS-3917	45	KS-1787	19
ER-16524	5	ER-16666	5	HC-14100	28	HH-3539-BBK	78	IPS-3919	45	KS-1788	24
ER-16525	5	ER-16672	5	HC-14101	28	HH-3539-BBL	78	IPS-3921	45	LH-9358	26
ER-16526	5	ER-16673	5	HC-14102	28	HH-3539-BRD	78	IPS-3923	45	MB-1266	20
ER-16531	5	ER-16674	5	HC-14103	28	HH-3550	77	IPS-3925	45	MB-1267	20
ER-16532	5	ER-16675	5	HC-14104	28	HH-3570-B	77	IPS-3927	45	MB-1268	20
ER-16533	5	ER-16676	5	HC-14105	28	HH-3570-G	77	IPS-3929	45	MB-1390-DG	70
ER-16534	3,5	EX-4500	39	HC-14106	28	HH-3580-B	78	IPS-3931	45	MB-1390-LG	70
ER-16535	3,5	EX-4501	39	HC-14107	28	HH-3580-BCB	78	IPS-3933	45	MB-14273	27
ER-16536	3,5	EX-4502	39	HC-14108	28	HH-3595-BCB	76	IPS-3935	45	MD-1960	39
ER-16552	5	EX-4521	39	HC-14109	28	HH-3600-B	79	IPV-1115	66	MD-1961	39
ER-16553	5	EX-4522	39	HD-7600	69	HH-3610-B	79	IPV-1116	66	MD-1962	39
ER-16554	5	EX-4523	39	HD-7602	69	HH-3610-BCB	79	JB-3944	36	MNC-8085	30
ER-16555	5	EX-4541	39	HH-3400-BC	76	HH-3630	80	JB-3944-KO	36	N3R-5801	50
ER-16556	5	EX-4542	39	HH-3401-BC	76	HH-3631	80	JB-3945	36	N3R-5802	50
ER-16561	5	EX-4543	39	HH-3420	76	HH-3632	80	JB-3945-KO	36	N3R-5803	50
ER-16562	5	EXT-9162	40	HH-3420-BC	76	HH-3633	80	JB-3950	36	N3R-5804	50
ER-16563	5	EXT-9163	40	HH-3421	76	HH-3634	80	JB-3950-KO	36	N3R-5805	50
ER-16564	5	EXT-9164	40	HH-3421-BC	76	HH-3640	80	JB-3951	36	N3R-5806	50
ER-16565	5	EXT-9165	40	HH-3430-BCB	76	HH-3641	80	JB-3951-KO	36	N3R-5807	50
ER-16566	5	EXT-9166	40	HH-3430-BCG	76	HH-3642	80	JB-3952	36	N3R-5808	50
ER-16571	5	EXT-9167	40	HH-3431-BCB	76	HH-3643	80	JB-3952-KO	36	NBA-10142	54
ER-16572	5	EXT-9168	40	HH-3431-BCG	76	HP-3649-B	88	JB-3953	36	NBA-10144	54
ER-16573	5	F-3581	25	HH-3440-TS	76	HP-3650-B	88	JB-3953-KO	36	NBA-10148	54
ER-16574	5	F-3599	25	HH-3441-G	76	HP-3651-B	88	JB-3954	36	NBA-10152	54
ER-16575	5	F-7264-A	25	HH-3449	80	HP-3652-B	88	JB-3954-KO	36	NBA-10156	54
ER-16576	5	F-7800-A	25	HH-3451-TL	76	HP-3653-B	88	JB-3955	36	NBA-10162	54
ER-16592	5	F-8038	25	HH-3463	76	HP-3654-B	88	JB-3955-KO	36	NBA-10164	54
ER-16593	5	F-9653	25	HH-3464	76	HP-3660-B	88	JB-3956	36	NBA-10168	54
ER-16594	3,5	FC-1283	14	HH-3465	76	HP-3661-B	88	JB-3956-KO	36	NBA-10172	54
ER-16595	3,5	FG-1281	14	HH-3466	76	HP-3662-B	88	JB-3957	36	NBA-10176	54
ER-16596	3,5	FN-1280	14	HH-3468	76	HP-3663-B	88	JB-3957-KO	36	NBB-10220	54
ER-16602	5	FN-1282	14	HH-3469	76	HP-3664-B	88	JB-3958	36	NBB-10221	54
ER-16603	5	FT-1170	15	HH-3470	76	HW-8097	12	JB-3958-KO	36	NBB-10222	54
ER-16604	5	FT-1973	15	HH-3471	76	HWB-1790	21	JB-3959	36	NBB-10223	54
ER-16605	5	FT-1976	15	HH-3490	76	HWB-1792	21	JB-3959-KO	36	NBB-10230	54
ER-16606	5	FT-1979	15	HH-3492	77	HWB-2792	21	JB-3960	36	NBB-10231	54
ER-16612	5	H-9110-B	26	HH-3494	77	IA-6160	33	JB-3960-KO	36	NBB-10232	54
ER-16613	5	H-9111-B	26	HH-3496	77	IA-6161	33	JB-3961	36	NBB-10233	54
ER-16614	5	H-9112-B	26	HH-3497-BC	77	IA-6162	33	JB-3961-KO	36	NBB-10240	54
ER-16615	5	H-9113-B	26	HH-3498	77	IA-6163	33	JBH-4944-KO	36	NBB-10241	54
ER-16616	5	H-9114-B	26	HH-3499-BC	77	IP-6130	33	JBH-4945-KO	36	NBB-10243	54

INDEX BY CATALOG NUMBERS (in alphabetical sequence)

Catalog No.	Page	Catalog No.	Page	Catalog No.	Page	Catalog No.	Page	Catalog No.	Page	Catalog No.	Page
NBB-10245	54	NBE-10563	55	NBF-32216	53	NBF-32434	53	NBX-32916	62	PA-1138	24
NBB-10247	54	NBE-10567	55	NBF-32218	53	NBF-32436	53	NBX-32916-PL	62	PA-1139	24
NBB-10251	54	NBE-10573	55	NBF-32220	53	NBF-32438	53	NBX-32926	62	PA-1140	24
NBB-10253	54	NBE-10578	55	NBF-32222	53	NBF-32440	53	NBX-32926-PL	62	PA-1141	24
NBB-10258	54	NBF-32002	53	NBF-32224	53	NBF-32442	53	NBX-32928	62	PA-1142	24
NBB-10260	54	NBF-32004	53	NBF-32226	53	NBF-32444	53	NBX-32928-PL	62	PB-1549-BF	93
NBB-10261	54	NBF-32006	53	NBF-32228	53	NBF-32446	53	NBX-32932	62	PB-1553-BF	93
NBB-10263	54	NBF-32008	53	NBF-32230	53	NBX-10910	66	NBX-32932-PL	62	PB-1554-BF	93
NBB-10265	54	NBF-32010	53	NBF-32232	53	NBX-10911	66	NBX-32936	62	PB-1558	93
NBB-10267	54	NBF-32012	53	NBF-32234	53	NBX-10915	61	NBX-32936-PL	62	PB-1558-BF	93
NBB-10271	54	NBF-32014	53	NBF-32236	53	NBX-10920	61	NBX-32940	62	PB-1558-TF	93
NBB-10273	54	NBF-32016	53	NBF-32238	53	NBX-10922	61	NF-6610	57	PB-1559	93
NBB-10278	54	NBF-32018	53	NBF-32240	53	NBX-10924	61	NF-6611	57	PB-1559-BF	93
NBB-15240	54	NBF-32020	53	NBF-32242	53	NBX-10930	61	NF-6612	57	PB-1559-TF	93
NBB-15243	54	NBF-32022	53	NBF-32244	53	NBX-10950	62	NF-6613	57	PB-1560	93
NBB-15245	54	NBF-32024	53	NBF-32246	53	NBX-10951	62	NF-6614	57	PB-1561	93
NBB-15247	54	NBF-32026	53	NBF-32302	53	NBX-10952	62	NFL-6630	57	PB-1562	93
NBB-15253	54	NBF-32028	53	NBF-32304	53	NBX-10953	62	NFL-6631	57	PB-1563	93
NBB-15258	54	NBF-32030	53	NBF-32306	53	NBX-10954	62	NFL-6632	57	PB-1564	93
NBB-22220	54	NBF-32032	53	NBF-32308	53	NBX-10970	61	NFL-6633	57	PB-1565	93
NBB-22221	54	NBF-32034	53	NBF-32310	53	NBX-10975	62	NFL-6634	57	PB-1574	93
NBB-22222	54	NBF-32036	53	NBF-32312	53	NBX-10976	62	NG-9511	67	PB-1574-BF	93
NBB-22223	54	NBF-32038	53	NBF-32314	53	NBX-10977	62	NG-9512	67	PB-1574-TF	93
NBB-22240	54	NBF-32040	53	NBF-32316	53	NBX-10978	62	NG-9513	67	PB-1575	93
NBB-22241	54	NBF-32042	53	NBF-32318	53	NBX-10979	62	NG-9514	67	PB-1575-TF	93
NBB-22243	54	NBF-32044	53	NBF-32320	53	NBX-10980	62	NG-9515	67	PB-1576	93
NBB-22245	54	NBF-32046	53	NBF-32322	53	NBX-10981	62	NG-9516	67	PB-1576-BF	93
NBB-22247	54	NBF-32102	53	NBF-32324	53	NBX-10982	62	NG-9517	67	PB-1576-TF	93
NBB-22251	54	NBF-32104	53	NBF-32326	53	NBX-10983	62	NHC-14150	28	PB-1577	93
NBB-22253	54	NBF-32106	53	NBF-32328	53	NBX-10984	62	NHC-14151	28	PB-1577-BF	93
NBB-22258	54	NBF-32108	53	NBF-32330	53	NBX-10984-PL	62	NHC-14152	28	PB-1577-TF	93
NBB-32640	54	NBF-32114	53	NBF-32332	53	NBX-10985	62	NHC-14153	28	PB-1578	93
NBB-32643	54	NBF-32116	53	NBF-32334	53	NBX-10986	62	NHC-14154	28	PB-1578-TF	93
NBB-32647	54	NBF-32118	53	NBF-32336	53	NBX-10987	62	NHC-14155	28	PB-1579	93
NBB-32653	54	NBF-32120	53	NBF-32338	53	NBX-10988	62	NHC-14156	28	PB-1579-TF	93
NBC-10352	55	NBF-32122	53	NBF-32340	53	NBX-10988-PL	62	NHC-14157	28	PB-1580	93
NBD-10442	55	NBF-32124	53	NBF-32342	53	NBX-10990	62	PA-1101	24	PB-1580-TF	93
NBD-10445	55	NBF-32126	53	NBF-32344	53	NBX-10991	62	PA-1102	24	PB-1581	93
NBD-10449	55	NBF-32128	53	NBF-32346	53	NBX-10992	62	PA-1103	24	PB-1581-TF	93
NBD-10452	55	NBF-32130	53	NBF-32402	53	NBX-10994	62	PA-1104	24	PB-1582	93
NBD-10456	55	NBF-32132	53	NBF-32404	53	NBX-10996	62	PA-1105	24	PB-1582-TF	93
NBD-10462	55	NBF-32134	53	NBF-32406	53	NBX-10997	62	PA-1106	24	PB-1583	93
NBD-10465	55	NBF-32136	53	NBF-32408	53	NBX-10999	62	PA-1107	24	PB-1583-TF	93
NBD-10469	55	NBF-32138	53	NBF-32410	53	NBX-32902	62	PA-1108	24	PBB-11815-1	52
NBD-10472	55	NBF-32140	53	NBF-32412	53	NBX-32902-PL	62	PA-1109	24	PBB-11817-2	52
NBD-10476	55	NBF-32142	53	NBF-32414	53	NBX-32904	62	PA-1110	24	PBB-11819-3	52
NBD-15442	55	NBF-32144	53	NBF-32416	53	NBX-32904-PL	62	PA-1111	24	PBB-11821-4	52
NBD-15445	55	NBF-32146	53	NBF-32418	53	NBX-32906	62	PA-1112	24	PBB-11831-1	52
NBD-15449	55	NBF-32202	53	NBF-32420	53	NBX-32906-PL	62	PA-1131	24	PBB-11833-2	52
NBD-15452	55	NBF-32204	53	NBF-32422	53	NBX-32908	62	PA-1132	24	PBB-11835-3	52
NBD-15456	55	NBF-32206	53	NBF-32424	53	NBX-32908-PL	62	PA-1133	24	PBB-11837-4	52
NBE-10543	55	NBF-32208	53	NBF-32426	53	NBX-32912	62	PA-1134	24	PBC-1558-C	93
NBE-10547	55	NBF-32210	53	NBF-32428	53	NBX-32912-PL	62	PA-1135	24	PBC-1558-CN	93
NBE-10553	55	NBF-32212	53	NBF-32430	53	NBX-32914	62	PA-1136	24	PBC-1559-C	93
NBE-10558	55	NBF-32214	53	NBF-32432	53	NBX-32914-PL	62	PA-1137	24	PBC-1560-C	93

INDEX BY CATALOG NUMBERS (in alphabetical sequence)

Catalog No.	Page	Catalog No.	Page	Catalog No.	Page	Catalog No.	Page	Catalog No.	Page	Catalog No.	Page
PBC-1561-C	93	PC-11481	81	PIP-11774	57	PN-1325	70	PN-1335-C	70	PNR-2606-DG	70
PBC-1562-C	93	PC-11481-A	81	PIP-11774-C	57	PN-1325-C	70	PN-1335-DG	70	PNR-2607	70
PBC-1563-C	93	PC-11481-LG	81	PIP-11775	57	PN-1325-CMB	71	PN-1336	70	PNR-2607-C	70
PBC-1564-C	93	PC-11481-LGA	81	PIP-11775-C	57	PN-1325-DG	70	PN-1336-C	70	PNR-2607-DG	70
PBC-1565-C	93	PC-11482	81	PIP-11777	57	PN-1325-DGMB	71	PN-1336-CMB	71	PNR-2608	70
PBC-1574-C	93	PC-11482-A	81	PIP-11777-C	57	PN-1325-MB	71	PN-1336-DG	70	PNR-2608-C	70
PBC-1574-CN	93	PC-11482-LG	81	PIX-11760	61	PN-1326	70	PN-1336-DGMB	71	PNR-2608-DG	70
PBC-1575-C	93	PC-11482-LGA	81	PIX-11760-P	61	PN-1326-C	70	PN-1336-MB	71	PNX-91420	63
PBC-1576-C	93	PC-11491	82	PIX-11766	61	PN-1326-DG	70	PN-1337	70	PNX-91421	63
PBC-1576-CN	93	PC-11493	82	PIX-11766-P	61	PN-1327	70	PN-1337-C	70	PNX-91423	63
PBC-1577-C	93	PC-11495	82	PIX-11772	61	PN-1327-C	70	PN-1337-CMB	71	PNX-91424	63
PBC-1577-CN	93	PC-11535	82	PIX-11772-P	61	PN-1327-CMB	71	PN-1337-DG	70	PNX-91425	63
PBC-1578-C	93	PC-11555	82	PIX-11775	61	PN-1327-DG	70	PN-1337-DGMB	71	PNX-91426	63
PBC-1579-C	93	PC-11565	82	PMB-11282	84	PN-1327-DGMB	71	PN-1337-MB	71	PNX-91430	63
PBC-1580-C	93	PC-11640	82	PMR-2331	17	PN-1327-MB	71	PN-1338	70	PNX-91431	63
PBC-1581-C	93	PC-11645	82	PMR-8088	12	PN-1328	70	PN-1338-C	70	PNX-91432	63
PBC-1583-C	93	PE-1600	18	PMR-9448	17	PN-1328-C	70	PN-1338-DG	70	PNX-91434	63
PBS-11273	84	PE-1601	18	PMR-9449	17	PN-1328-CMB	71	PN-1339	70	PNX-91435	63
PBS-11275	84	PE-1602	18	PMR-9450	17	PN-1328-DG	70	PN-1339-C	70	PNX-91436	63
PBS-11294	84	PG-1172	84	PMR-9451	17	PN-1328-DGMB	71	PN-1339-DG	70	PNX-91438	63
PBS-11327	84	PG-1176	84	PMR-9452	17	PN-1328-MB	71	PN-1340	70	PNX-91440	63
PBS-11532	85	PI-1900	83	PMR-9453	17	PN-1329	70	PN-1340-C	70	PNX-91442	63
PC-11402	81	PI-1900-LG	83	PMR-9454	17	PN-1329-C	70	PN-1340-DG	70	PNX-91444	63
PC-11403	81	PI-1901	83	PMR-9483	17	PN-1329-CMB	71	PN-1341	70	PNX-92600	63
PC-11404	81	PI-1901-LG	83	PMR-9484	17	PN-1329-DG	70	PN-1341-C	70	PNX-92602	63
PC-11406	81	PI-1902	83	PN-1320	70	PN-1329-DGMB	71	PN-1341-DG	70	PNX-92605	63
PC-11408	81	PI-1902-LG	83	PN-1320-C	70	PN-1329-MB	71	PN-1342	70	PNX-92607	63
PC-11410	81	PI-1903	83	PN-1320-CMB	71	PN-1330	70	PN-1342-C	70	POS-4	20
PC-11412	81	PI-1903-LG	83	PN-1320-DG	70	PN-1330-C	70	PN-1342-DG	70	POS-4-S	20
PC-11414	81	PI-1904	83	PN-1320-DGMB	71	PN-1330-CMB	71	PN-1343	70	POS-6	20
PC-11416	81	PI-1904-LG	83	PN-1320-MB	71	PN-1330-DG	70	PN-1343-C	70	POS-7	20
PC-11418	81	PI-1905	83	PN-1321	70	PN-1330-DGMB	71	PN-1343-DG	70	POS-7-S	20
PC-11420	81	PI-1905-LG	83	PN-1321-C	70	PN-1330-MB	71	PN-1344	70	POS-9	20
PC-11432	81	PI-1906	83	PN-1321-CMB	71	PN-1331	70	PN-1344-C	70	POS-9-S	20
PC-11438	81	PI-1906-LG	83	PN-1321-DG	70	PN-1331-C	70	PN-1344-DG	70	POS-11	20
PC-11460	82	PI-1907	83	PN-1321-DGMB	71	PN-1331-CMB	71	PNR-2600	70	POS-11-S	20
PC-11461	82	PI-1907-LG	83	PN-1321-MB	71	PN-1331-DG	70	PNR-2600-C	70	POS-66	20
PC-11462	82	PI-1908	83	PN-1322	70	PN-1331-DGMB	71	PNR-2600-DG	70	POS-194-S	20
PC-11463	82	PI-1908-LG	83	PN-1322-C	70	PN-1331-MB	71	PNR-2601	70	POS-195-S	20
PC-11464	82	PI-1909	83	PN-1322-CMB	71	PN-1332	70	PNR-2601-C	70	POS-201	20
PC-11465	82	PI-1909-LG	83	PN-1322-DG	70	PN-1332-C	70	PNR-2601-DG	70	POS-202	20
PC-11466	82	PI-1910	83	PN-1322-DGMB	71	PN-1332-CMB	71	PNR-2602	70	PP-11593	72
PC-11467	82	PI-1910-LG	83	PN-1322-MB	71	PN-1332-DG	70	PNR-2602-C	70	PPB-11860-BK	92
PC-11468	82	PI-1911	83	PN-1323	70	PN-1332-DGMB	71	PNR-2602-DG	70	PPB-11860-WT	92
PC-11469	82	PI-1911-LG	83	PN-1323-C	70	PN-1332-MB	71	PNR-2603	70	PPB-11861-BK	92
PC-11470	82	PIP-11760	57	PN-1323-CMB	71	PN-1333	70	PNR-2603-C	70	PPB-11861-WT	92
PC-11471	82	PIP-11760-C	57	PN-1323-DG	70	PN-1333-C	70	PNR-2603-DG	70	PRM-14460	28
PC-11475	82	PIP-11763	57	PN-1323-DGMB	71	PN-1333-CMB	71	PNR-2604	70	PRM-14462	28
PC-11476	82	PIP-11763-C	57	PN-1323-MB	71	PN-1333-DG	70	PNR-2604-C	70	PRM-14464	28
PC-11477	82	PIP-11766	57	PN-1324	70	PN-1333-DGMB	71	PNR-2604-DG	70	PS-11276	84
PC-11478	82	PIP-11766-C	57	PN-1324-C	70	PN-1333-MB	71	PNR-2605	70	PS-11279	84
PC-11480	81	PIP-11767	57	PN-1324-CMB	71	PN-1334	70	PNR-2605-C	70	PS-11292	84
PC-11480-A	81	PIP-11767-C	57	PN-1324-DG	70	PN-1334-C	70	PNR-2605-DG	70	PS-11339	84
PC-11480-LG	81	PIP-11772	57	PN-1324-DGMB	71	PN-1334-DG	70	PNR-2606	70	PS-11502	85
PC-11480-LGA	81	PIP-11772-C	57	PN-1324-MB	71	PN-1335	70	PNR-2606-C	70	PS-11505	85

INDEX BY CATALOG NUMBERS (in alphabetical sequence)

Catalog No.	Page	Catalog No.	Page	Catalog No.	Page	Catalog No.	Page	Catalog No.	Page	Catalog No.	Page
PS-11521	85	PTQ-11076	56	SA-1379	22	SH-2394	23	SNC-3755	51	TS-16	16
PS-11533	85	PTQ-11076-C	56	SA-1719	22	SH-2397	23	SNC-3756	51	UN-8080	31
PS-11543	85	PTQ-11080	56	SA-1720	22	SH-2479	22	SNC-3757	51	USB-7201-C	92
PS-11553	85	PTQ-11080-C	56	SA-1746	24	SH-2480	22	SPB-3901	52	USB-7201-G	92
PS-11591	72	PTX-11046	64	SA-1748	21	SH-2481	22	SPB-3902	52	V-9760-L	4, 5
PSP-11563	85	PTX-11046-P	64	SA-1749	21	SH-2482	22	SPB-3903	52	V-9763-L	4, 5
PSP-11572	85	PTX-11048	64	SA-1750	21	SH-2483	22	SPB-3904	52	V-9764-L	4, 5
PSP-11573	85	PTX-11048-P	64	SA-1751	21	SH-2484	22	SPB-3921	52	V-9765-L	3, 4, 5
PSS-11350	84	PTX-11050	64	SA-1752	21	SH-2485	22	SPB-3922	52	V-9766-L	3, 4, 5
PT-11308	84	PTX-11050-P	64	SA-1753	21	SH-2486	22	SPB-3923	52	V-9767-L	3, 4, 5
PT-11372	84	PTX-11057	64	SA-1765	21	SH-2487	23	SPB-3924	52	V-9770-L	4
PT-11388	84	PTX-11057-P	64	SA-1766	21	SH-2488	23	SRP-8131	2	V-9771-L	4
PT-11557	85	PTX-11059	64	SA-1775	19	SH-2489	23	SRP-8134	2	V-9772-L	4
PT-11630	85	PTX-11059-P	64	SA-1796	19	SH-2490	23	SRP-8137	2	V-9773-L	4
PT-11642	85	PTX-11064	64	SA-1798	19	SH-2491	23	SRP-8141	2	V-9774-L	4
PT-11653	85	PTX-11064-P	64	SB-2140	35	SH-2492	23	SRP-8144	2	V-9775-L	4
PT-11657	85	PTX-11068	64	SB-2141	35	SH-2493	23	SRP-8147	2	V-9776-L	4
PT-11664	85	PTX-11068-P	64	SB-2142	35	SH-2494	23	TB-32610-B	87	VC-9920	29
PT-11668	85	PTX-11073	64	SB-2143	35	SH-8096	12	TB-32610-GSK	58	VC-9921	29
PT-11743	85	PTX-11073-P	64	SC-12100	39	SH-8190	23	TB-32610-W	87	VC-9922	29
PT-11754	85	PTX-11076	64	SC-12101	39	SH-8195	23	TB-32611-B	87	VC-9923	29
PT-11754-DW	85	PTX-11076-P	64	SC-13100	41	SH-8196	23	TB-32611-GSK	58	VC-9924	29
PT-11785	85	PTX-11080	64	SC-13101	41	SH-12703	29	TB-32611-W	87	VC-9930	29
PT-11785-MP	85	PTX-11080-P	64	SF-2184	10	SH-12704	29	TB-32612-B	87	VC-9931	29
PT-11800	86	RC-7758-PR	25	SF-2194	10	SH-12705	29	TB-32612-GSK	58	VC-9932	29
PT-11801	86	RC-7761-PR	25	SF-2283	10	SH-12706	1	TB-32612-W	87	VC-9933	29
PT-11820	86	RC-7762-PR	25	SF-2284	10	SH-12708	1	TB-32613-B	87	VC-9934	29
PT-11850-PMB	83	RC-7764-PR	25	SF-2293	10	SN-3700	50	TB-32613-GSK	58	VR-8924	3
PT-11850-PXX	83	RL-7766	25	SF-2294	10	SN-3701	50	TB-32613-W	87	VR-8925	3
PT-11851-FMB	83	RL-7767	25	SFA-1831	24	SN-3702	50	TB-32614-B	87	VR-8926	3
PT-11851-PMB	83	RL-7770	25	SFA-1832	24	SN-3703	50	TB-32614-GSK	58	W-1573	25
PT-11852-PMB	83	RL-7771	25	SFA-1833	24	SN-3704	50	TB-32614-W	87	WA-1540	36
PT-11852-PXX	83	RM-14212	27	SFA-1834	24	SN-3705	50	TBC-14252	27	WA-1541	36
PT-11853-FMB	83	RM-14213	27	SFA-1835	24	SN-3706	50	TBC-14253	27	WA-1542	36
PT-11853-PMB	83	RM-14214	27	SFA-1836	24	SN-3707	50	TBC-14262	27	WA-1543	36
PTH-11810-B	86	RM-14215	27	SFA-1837	24	SN-3708	50	TBC-14263	27	WM-5510	38
PTH-11810-G	86	RM-14222	27	SFA-1838	24	SN-3709	50	TBG-32610-B	58	WM-5511	38
PTH-11811-B	86	RM-14223	27	SFA-1839	24	SNB-3730	51	TBG-32610-W	58	WM-5512	38
PTH-11811-G	86	RM-14224	27	SFA-1840	24	SNB-3731	51	TBG-32611-B	58	WM-5513	38
PTQ-11046	56	RM-14225	27	SFA-1841	24	SNB-3732	51	TBG-32611-W	58	WM-5514	38
PTQ-11046-C	56	RR-1248	11	SFA-1842	24	SNB-3733	51	TBG-32612-B	58	WM-5601	29
PTQ-11048	56	RR-1249	11	SH-1730	23	SNB-3734	51	TBG-32612-W	58	WM-5604	29
PTQ-11048-C	56	RR-1263	11	SH-2379	22	SNB-3735	51	TBG-32613-W	58	WM-5606	29
PTQ-11050	56	RR-1264	11	SH-2382	22	SNB-3736	51	TBG-32614-B	58	WM-5611	29
PTQ-11050-C	56	RR-1265	11	SH-2383	22	SNB-3737	51	TBG-32614-W	58	WM-5614	29
PTQ-11057	56	RR-1269	11	SH-2384	22	SNB-3738	51	TC-300	35	WM-5616	29
PTQ-11057-C	56	RR-1363	11	SH-2385	22	SNB-3739	51	TC-301	35	WNC-5631	30
PTQ-11059	56	RR-1364	11	SH-2386	22	SNB-3740	51	TC-302	35	WNC-5641	30
PTQ-11059-C	56	RR-1366	11	SH-2387	23	SNB-3741	51	TC-303	35	WRR-2242	10
PTQ-11064	56	RR-1367	11	SH-2388	23	SNB-3743	51	TR-6100	34	WRR-2243	10
PTQ-11064-C	56	RR-1368	11	SH-2389	23	SNC-3750	51	TR-6101	34	WRR-2244	10
PTQ-11068	56	RR-1369	11	SH-2390	23	SNC-3751	51	TR-6102	34	WRR-2264	10
PTQ-11068-C	56	SA-1278	22	SH-2391	23	SNC-3752	51	TR-6103	34		
PTQ-11073	56	SA-1279	22	SH-2392	23	SNC-3753	51	TS-15	16		
PTQ-11073-C	56	SA-1378	22	SH-2393	23	SNC-3754	51	TS-15-A	16		



Custom Enclosures Are Standard at Bud!

COMPLETE DESIGN SUPPORT, INCLUDING CAD TO CAD E-MAIL

Let our experts help you develop the most cost-effective solution to your special design needs.

CREATING A UNIQUE DESIGN TO MEET YOUR SPECIFIC NEEDS

Bud's state-of-the-art production allows low tooling cost and rapid production of custom products.


MODIFYING A STANDARD PRODUCT

Bud provides modifications from custom colors to additional heights, widths and depths; additional ventilation to unique hole configurations.

MOUNTING ACCESSORIES PROVIDE A TURNKEY SOLUTION

Bud speeds your installation process by adding shelves, power outlet strips, fans, or any add-on product at the factory.

When you need quality custom enclosures, remember: Bud = Quality!



Bud Industries, Inc.

www.budind.com

Bud Industries, Inc.
4605 East 355th Street
Willoughby, OH 44094

TEL: 440-946-3200

FAX: 440-951-4015

saleseast@budind.com

Bud Industries, Inc.
10000 N 31st Ave., Suite D-410
Phoenix, AZ 85051

TEL: 602-870-8377

FAX: 602-870-8477