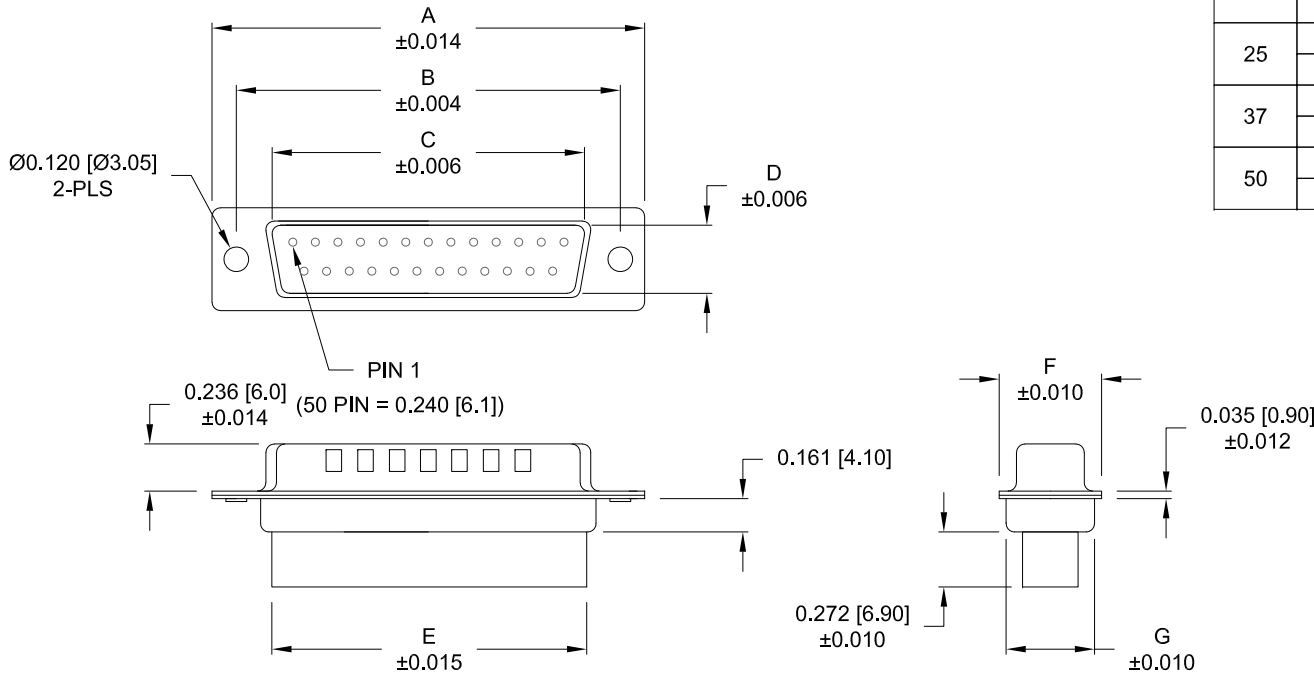


DESCRIPTION: MALE - CRIMP AND LOAD

**\*\*NOTE: CONTACTS MUST BE PURCHASED SEPARATELY\*\***



No. OF PINS	DIMENSIONS						
	A	B	C	D	E	F	G
9	1.213	0.984	0.666	0.329	0.618	0.496	0.429
	30.80	24.99	16.92	8.36	15.70	12.60	10.90
15	1.541	1.312	0.994	0.329	0.933	0.496	0.429
	39.15	33.32	25.25	8.36	23.70	12.60	10.90
25	2.087	1.852	1.534	0.329	1.496	0.496	0.429
	53.00	47.04	38.96	8.36	38.00	12.60	10.90
37	2.728	2.500	2.182	0.329	2.142	0.496	0.429
	69.30	63.50	55.42	8.36	54.40	12.60	10.90
50	2.638	2.402	2.079	0.436	2.039	0.602	0.535
	67.00	61.00	52.80	11.07	51.80	15.30	13.60

**170-YYY-17YLYY0**

SERIES \_\_\_\_\_  
 POSITIONS \_\_\_\_\_  
 009 \_\_\_\_\_  
 015 \_\_\_\_\_  
 025 \_\_\_\_\_  
 037 \_\_\_\_\_  
 050 \_\_\_\_\_  
 GENDER \_\_\_\_\_  
 1 = MALE  
 TERMINATION \_\_\_\_\_  
 7 = CRIMP & LOAD  
 SHELL PLATING \_\_\_\_\_  
 2 = TIN (NOT AVAILABLE FOR HW OPTIONS)  
 3 = NICKEL (GROUND INDENTS)  
 RoHS COMPLIANT \_\_\_\_\_  
 HARDWARE OPTIONS \_\_\_\_\_  
 00 = NO HARDWARE  
 01 = .098" CLINCH NUT (SOLDER SIDE)  
 02 = .236" CLINCH NUT (SOLDER SIDE)  
 03 = .236" CLINCH NUT (MATING SIDE)  
 PLATING OPTIONS \_\_\_\_\_  
 0 = NO CONTACTS

**MATERIAL:**

SHELL: NICKEL OR TIN PLATED STEEL  
 INSULATOR: UL 94V-O RATED, PBT-BLACK (FRONT INSULATOR)  
 UL 94V-O RATED, PA66-BLACK (REAR INSULATOR)  
 PROCESS TEMP: 230°C

**ELECTRICAL:**

CURRENT RATING: 5 AMPS  
 CONTACT RESISTANCE: 15 mOhms Max.  
 INSULATION RESISTANCE: 1,000 MOhms min.  
 VOLTAGE: 500VAC FOR 1 MINUTE  
 TEMPERATURE: -50° C TO 100° C

UNITS = inch [mm] **DO NOT SCALE FROM DRAWING**

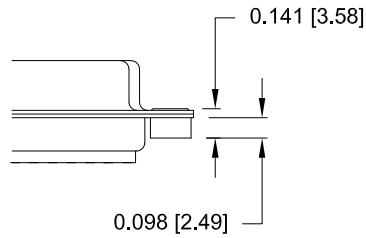
	THESE DRAWINGS AND SPECIFICATIONS ARE THE PROPERTY OF NorComp AND SHALL NOT BE REPRODUCED, COPIED OR USED AS THE BASIS FOR THE MANUFACTURE OF SALE OF APPARATUS WITHOUT WRITTEN PERMISSION.		DRAWN: PAM JENKINS	DATE: 08-18-98
	NorComp		SCALE: NTS	SHEET 1 OF 2
DWG NO. 170-YYY-17YLYY0				

**RoHS COMPLIANT**

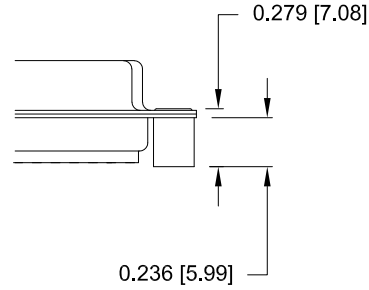
**TOLERANCE:**  
ALL DIMENSIONS ARE ±0.010

ALL CLINCH-NUTS ARE 4-40 INTERNAL THREADS

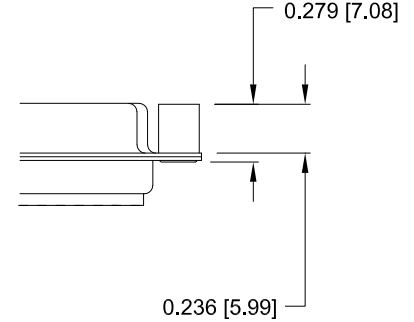
01X ..... 0.065" (SOLDER SIDE)



02X ..... 0.236" (SOLDER SIDE)



03X..... 0.236" (MATING SIDE)



UNITS = inch [mm]    DO NOT SCALE FROM DRAWING



THESE DRAWINGS AND SPECIFICATIONS ARE THE PROPERTY OF NorComp AND SHALL NOT BE REPRODUCED, COPIED OR USED AS THE BASIS FOR THE MANUFACTURE OF SALE OF APPARATUS WITHOUT WRITTEN PERMISSION.

DRAWN:  
**PAM JENKINS**

DATE:  
**08-18-98**

**NorComp**

SCALE: NTS	SHEET 2	OF 2	REV 15
---------------	------------	---------	-----------

DWG NO. **170-YYY-17YLYY0**

**RoHS COMPLIANT**