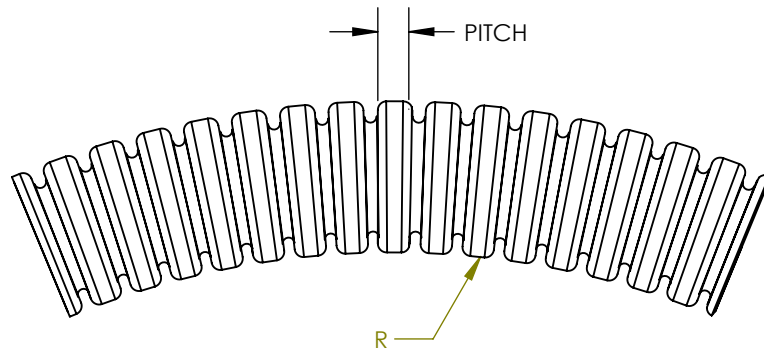
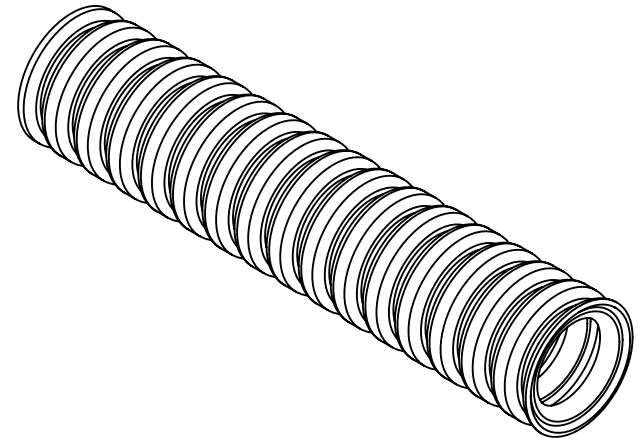
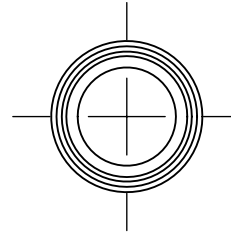
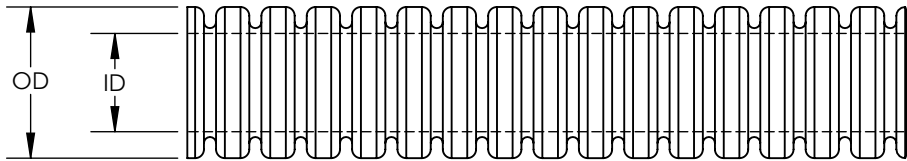


SW2014



Revision level			Revision Record	Changed	Date	Approved	Date
Drawing	State	Part					
00.0	Design Release		SEE ECN# 013582	GRW	10/12/2016	KAC	10/12/2016



Conduit Size		Euro Size	Pitch	HellermannTyton	Man'f Part	Outside Dimension (OD)		Inside Dimension (ID)		Minimum Bend Radius	Compression Strength	Weight
in.	mm	(NW)	F or C	Item Number	Reference	in	mm	in	mm	mm	kg/100mm	lbs / foot
1/4	10	7	F	HG-LW0250	FPAL10	0.39	10	0.26	6.5	15	80	0.012
3/8	16	12	F	HG-LW0380	FPAL16	0.63	15.8	0.48	11.8	35	50	0.024
1/2	21	17	F	HG-LW0500	FPAL21	0.84	21.2	0.67	16.7	40	60	0.038
3/4	28	23	F	HG-LW0750	FPAL28	1.13	28.5	0.91	23	45	55	0.061
1	34	29	C	HG-LW1000	FPAL34	1.36	34.5	1.12	28.1	55	55	0.074
1.25	42	36	C	HG-LW1250	FPAL42	1.68	42.5	1.41	35.5	65	50	0.101
1.5	54	48	C	HG-LW1500	FPAL54	2.15	54.5	1.87	47.2	80	50	0.134
2	67	56	C	HG-LW2000	FPAL67	2.65	67.2	2.23	56.5	110	55	0.21

Material
PA6

Units: inches
Dimension without tolerances details to:
.xxxx = ±.0005
.xxx = ±.005
.xx = ±.01
.x = ±.03
None = ±.06
∠ = ±0.5°
Dimension Formatted in [mm]

The copyright of this drawing is reserved by HellermannTyton. It is issued on condition that it is not reproduced, copied, or disclosed to a third party, either wholly or in part, without the consent of HellermannTyton.

Drawn GRW 10/12/2016
Approved KAC 10/12/2016

HellermannTyton
North America
Email: corp@htamericas.com
Web: www.hellermann.tyton.com

Article/Type-No HG-LW SERIES
Title **HELAGUARD LIGHT WEIGHT NYLON CONDUIT**
Drawing-No PRODUCTION : Phase
15-0409-001-CSU

Scale 2:1
Project Number PRP 15-0409
Format AH
Sheet 1/1