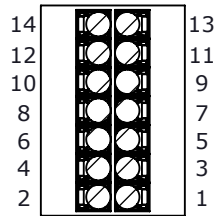
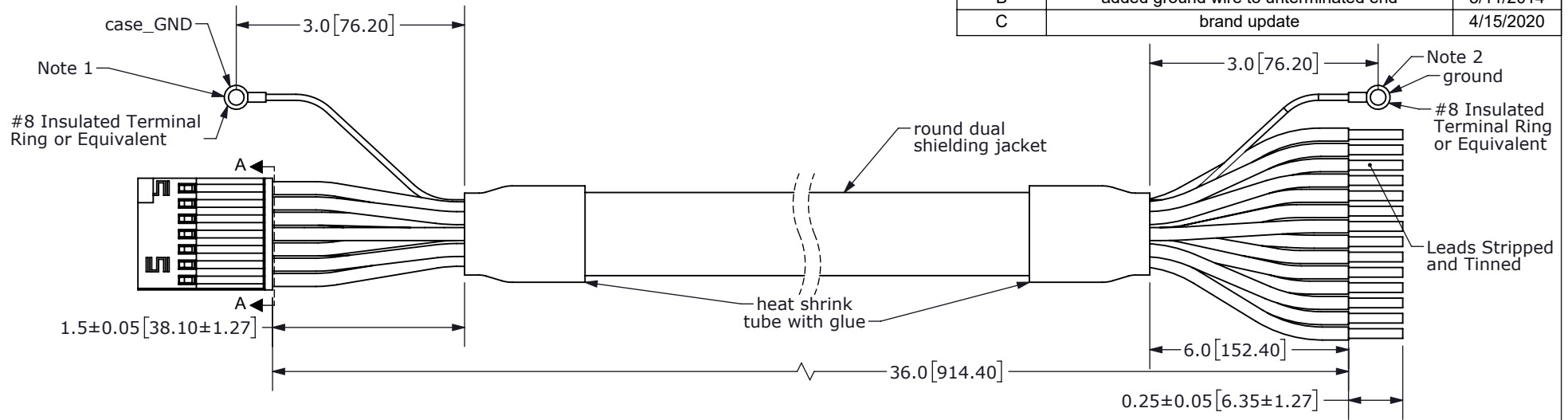
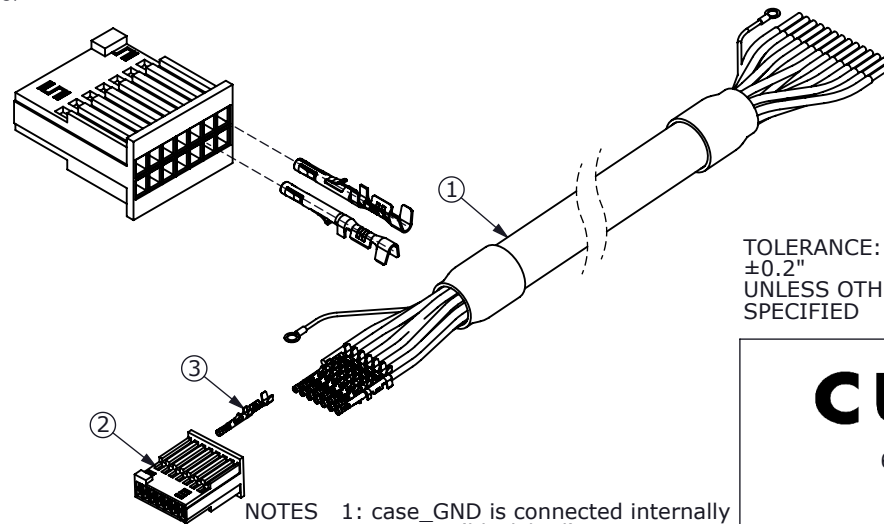


REV.	DESCRIPTION	DATE
A	initial release	7/29/2013
B	added ground wire to unterminated end	3/11/2014
C	brand update	4/15/2020



SECTION A-A
SCALE 3 : 1
(Back of Connector Housing)



TOLERANCE:
±0.2"
UNLESS OTHERWISE
SPECIFIED



Connector Pinout				
#	Function		Color	
	AMT203	AMT303	Primary	Stripe
1	UNUSED		Blue	Red
2	CSB	Zero Set	Green	Red
3	MISO	U+	Brown	Black
4	GND		Black	Red
5	SCK	W+	Orange	Black
6	+5V		Red	Black
7	MOSI	V+	Red	White
8	B+		Green	Black
9	UNUSED	B-	Black	Green
10	A+		White	Black
11	UNUSED	A-	Black	White
12	Z+		Blue	Black
13	UNUSED	Z-	Black	Blue
14	UNUSED	COMM	Yellow	Black

NOTES 1: case_GND is connected internally to GND (black/red)
2: ground is connected internally to cable shielding
3: To enable commutation output of AMT303, tie COMM to GND.

	Part	QTY	Part#
1	Cable	1	3M 3600B/20
2	Connector	1	Samtec ISDF-07-D
3	Crimp Pins	14	Samtec CC03L-2830-01-G

CUI DEVICES
6405 SW Rosewood St, Suite C
Lake Oswego, OR 97035
Phone: 877-323-3576
Website: www.cuidevices.com

ITEM NO:	977-7015R	REV:	C
PART NO:	AMT-14C-0-036-1	UNITS:	INCHMM]
DRAWN BY:	RDS	APPROVED BY:	
		SCALE:	2:1