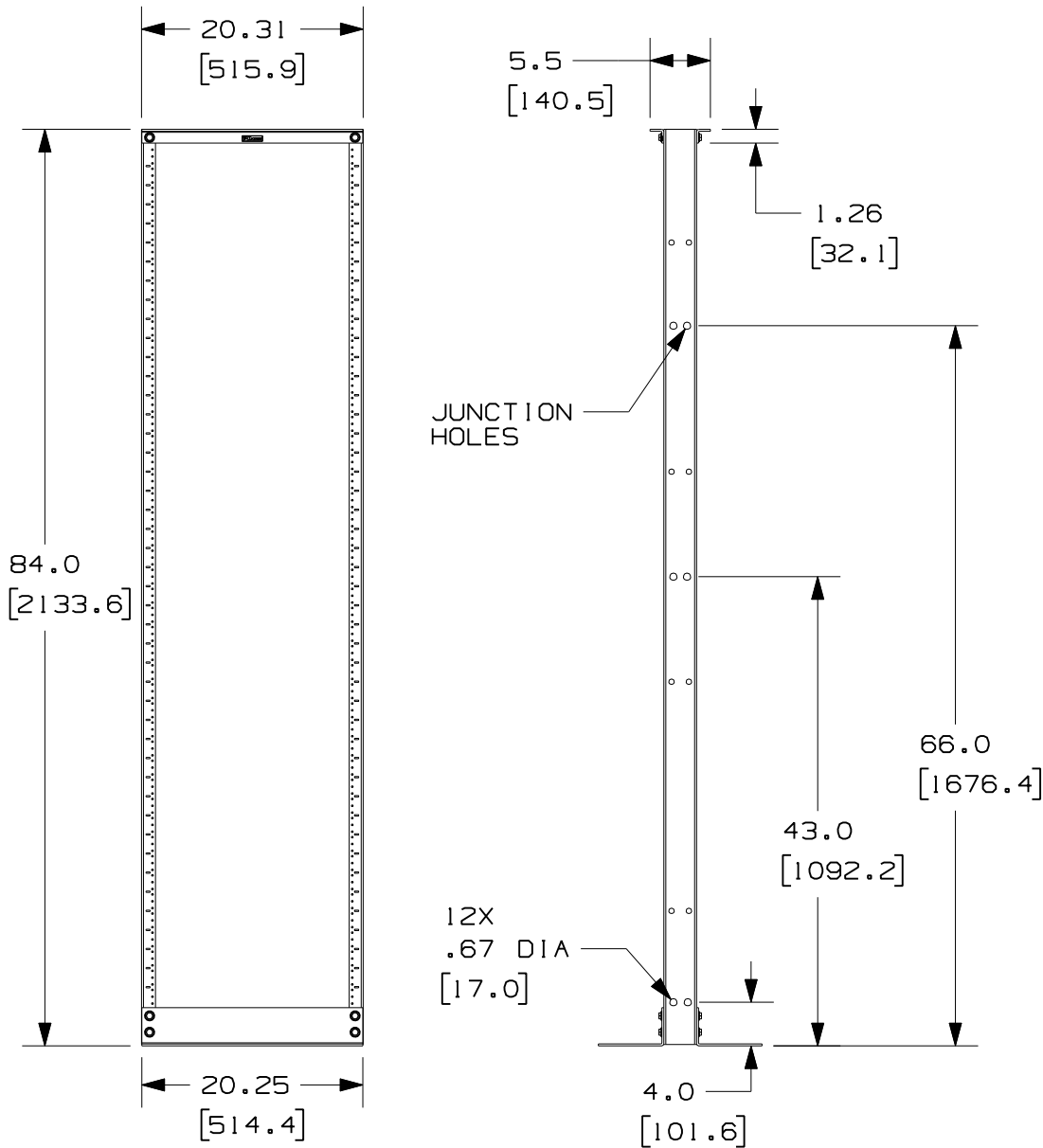


THIS COPY IS PROVIDED ON A RESTRICTED BASIS AND IS NOT TO BE USED IN ANY WAY DETRIMENTAL TO THE INTERESTS OF PANDUIT CORP.



PANDUIT P/N	WEIGHT
CMR19X84S	53 LBS/EACH 24.0 Kg/EACH

NOTES:

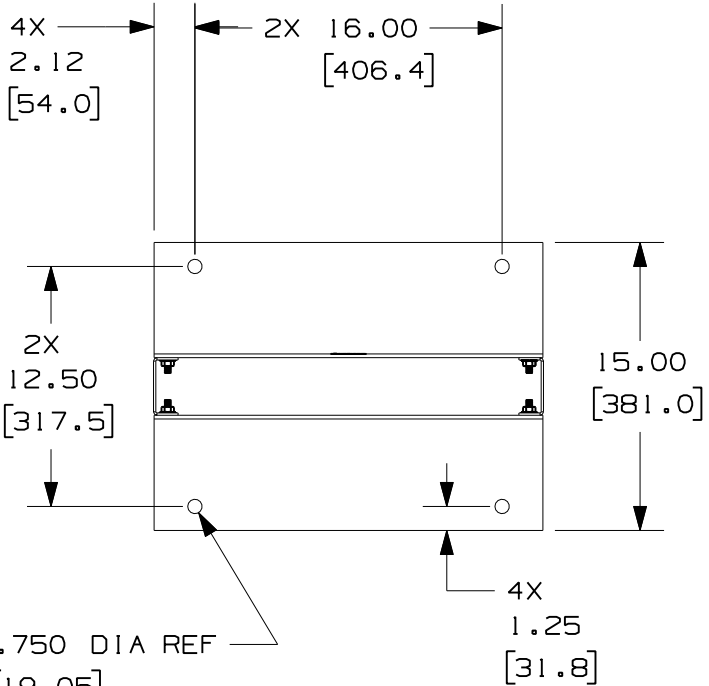
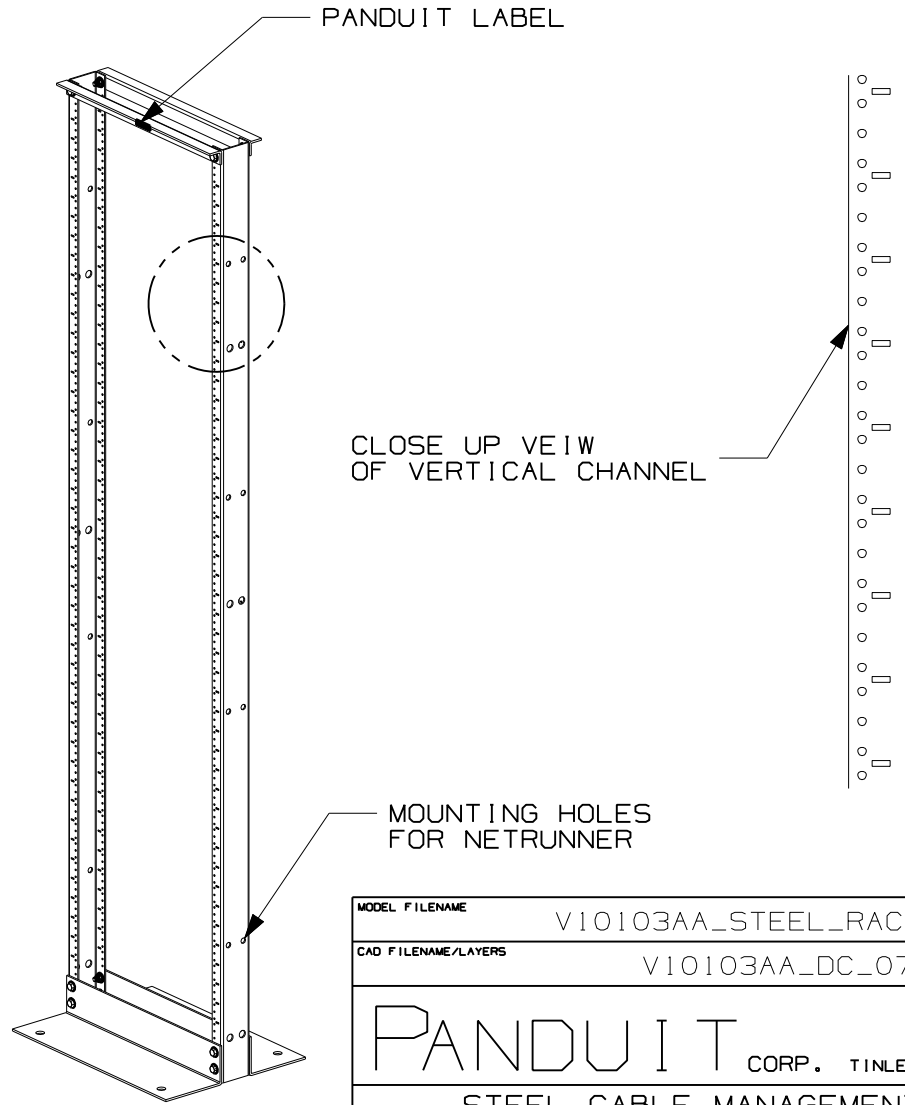
- CAN BE USED WITH ANY INDUSTRY STANDARD 19" COMPONENT IN ADDITION TO ALL PANDUIT CABLE MANAGEMENT AND PATCH PANEL PRODUCTS.
- WILL HOLD UP TO 45 SINGLE RACK SPACINGS.
- EIA HOLE SPACING ON UPRIGHT CHANNELS: .625, .625, .500, .625, .625, .500, ETC.
- ASSEMBLY IS REQUIRED.
- RACK PART THICKNESSES:
 - UPRIGHT CHANNELS (11 GA): WEB- .125±.03
FLANGE .125±.03
 - TOP BRACKET (7 GA): .179±.03
 - BASE BRACKET (7 GA): .179±.03
- DIMENSIONS IN PARENTHESES ARE METRIC.
- ALL ASSEMBLY HARDWARE INCLUDED:
 - (12) 3/8-16 X 1" BLACK HEX HEAD CAP SCREW
 - (24) 3/8" PAINT PIERCING GROUNDING WASHER
 - (1) TUBE OF ANTI-OXIDIZING PASTE
 - (12) 3/8-16 BLACK HEX NUT
 - (24) 12-24 X .5" SLOTTED PAN HEAD STEEL SCREW
- TESTED AND APPROVED 1000 LBS LOAD RATING BY UNDERWRITERS LABORATORIES.

MODEL FILENAME	V10103AA_STEEL_RACK_07.PRT
CAD FILENAME/LAYERS	V10103AA_DC_07B.PRT
<h1>PANDUIT</h1> CORP. TINLEY PARK, ILLINOIS	
STEEL CABLE MANAGEMENT RACK (CMR19X84S) CUSTOMER DRAWING	

REV	DATE	BY	CHK	DESCRIPTION	ECN	R	CUST	SUP	OTH
3	1-11-07	LEE		C. UPDATED NOTES	10103-06				
2	7-13-06	LEE	KRKE	B. UPDATED GEOMETRY & NOTES	10103-06		KRKE		
1	4-22-05	JDWE	KRKE	A. UPDATED GEOMETRY	10103-06		KRKE		
R	1-28-03	JDWE	KRKE	RELEASED TO PRODUCTION	10103-06		RTSU		

UNLESS OTHERWISE SPECIFIED, DIMENSIONAL TOLERANCES ARE:		UNLESS OTHERWISE SPECIFIED,	
INCHES	[METRIC - MILLIMETER]	ALL DIMENSIONS ARE GIVEN	
X.X +/- 0.06	X +/- 1.5	IN INCHES, THIRD ANGLE PROJECTION.	
X.XX +/- 0.03	X.X +/- 0.8		
X.XXX +/- 0.015	X.XX +/- 0.4		
ANGLE	+/- 1°		
DRAWN BY	MAT'L:	SCALE	
JDWE	STEEL - POWDER COATED BLACK	NONE	
DATE		DRAWING NO.	
1-28-03		10103-06	
CHK'D		SHEET 1 OF 2	
KRKE		A	
		SIZE	

THIS COPY IS PROVIDED ON A RESTRICTED BASIS AND IS NOT TO BE USED IN ANY WAY DETRIMENTAL TO THE INTERESTS OF PANDUIT CORP.



.750 DIA REF
[19.05]
FLOOR MOUNTING HOLE
(2 PLACES ON EACH
BASE BRACKET)

MODEL FILENAME	V10103AA_STEEL_RACK_07.PRT
CAD FILENAME/LAYERS	V10103AA_DC_07B.PRT
PANDUIT CORP. TINLEY PARK, ILLINOIS	
STEEL CABLE MANAGEMENT RACK (CMR19X84S) CUSTOMER DRAWING	

3	1-11-07	LEE		SEE SHEET 1 OF 2 FOR REVISIONS	10103-06					UNLESS OTHERWISE SPECIFIED, DIMENSIONAL TOLERANCES ARE: INCHES +/- 0.06 [METRIC - MILLIMETER] ANGLE X.X +/- 0.03 X.X +/- 1.5 X.XX +/- 0.03 X.X +/- 0.8 +/- 1° X.XXX +/- 0.015 X.XX +/- 0.4	UNLESS OTHERWISE SPECIFIED, ALL DIMENSIONS ARE GIVEN IN INCHES, THIRD ANGLE PROJECTION.				
2	7-14-06	LEE	KRKE	SEE SHEET 1 OF 2 FOR REVISIONS	10103-06		KRKE				SCALE	NONE			
1	4-22-05	JDWE	KRKE	SEE SHEET 1 OF 2 FOR REVISIONS	10103-06		KRKE			DRAWN BY JDWE	MAT'L: STEEL - POWDER COATED BLACK	DRAWING NO.	10103-06	DWG	A
R	1-28-03	JDWE	KRKE	SEE SHEET 1 OF 2 FOR REVISIONS	10103-06		RTSU					SHEET 2 OF 2	SIZE	A	
REV	DATE	BY	CHK	DESCRIPTION	ECN	R	CUST	SUP	OTH						