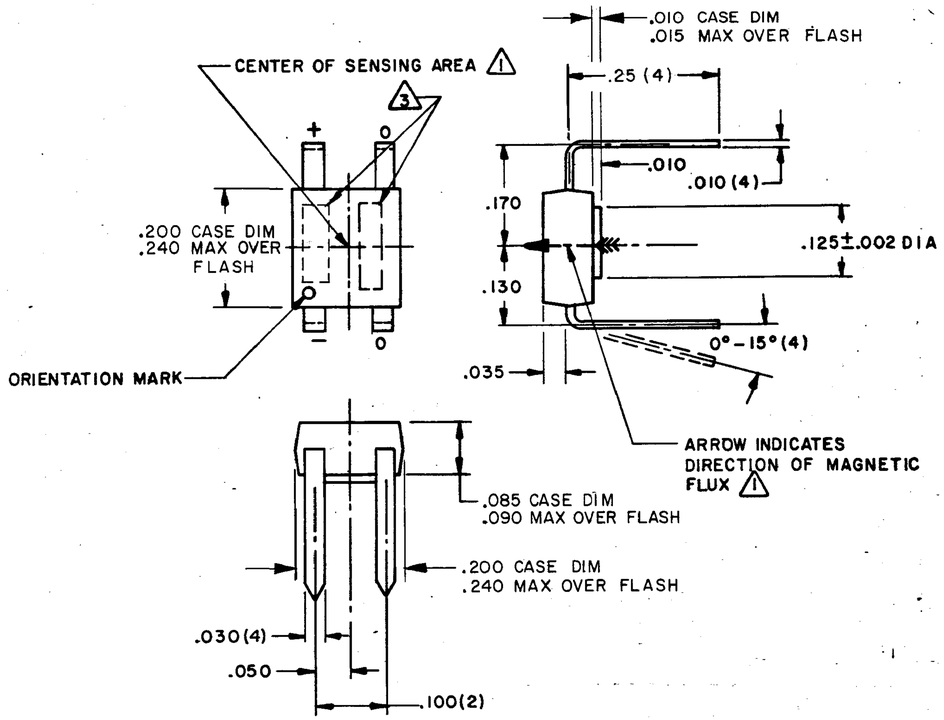

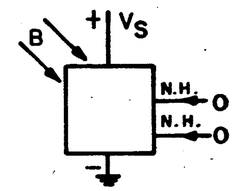

SWITCH SYMBOL

OPERATING CHARACTERISTICS (GAUSS) 5 2	MIN	TYP	MAX	ISSUE NO.	RELEASE NUMBER	CATALOG LISTING
OPERATE	—	352	575	5	PR-2949	65SS4
RELEASE	82	212	—			
DIFFERENTIAL	82	140	—			
OPERATE	—	430	700	5	PR-2949	65SS2
RELEASE	100	260	—			
DIFFERENTIAL	100	170	—			
OPERATE						
RELEASE						
DIFFERENTIAL						
OPERATE						
RELEASE						
DIFFERENTIAL						

ABSOLUTE MAXIMUM RATING

SUPPLY VOLTAGE (V_S)	(−) 1.2 VOLTS TO +10.0 VOLTS
VOLTAGE EXTERNALLY APPLIED TO OUTPUT	+10.0 VOLTS MAX (OFF CONDITION ONLY) −0.5 VOLTS MIN (ON OR OFF CONDITION)
OUTPUT CURRENT	10 MA PER OUTPUT
TEMPERATURE	−40°C TO 100°C
MAGNETIC FLUX	NO LIMIT. THE CIRCUIT CANNOT BE DAMAGED BY MAGNETIC OVERDRIVE

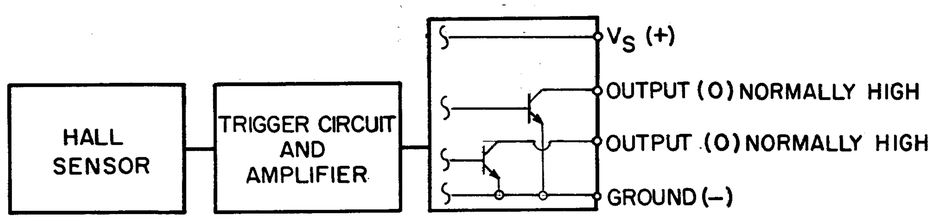

BLOCK DIAGRAM SHOWING CURRENT SINKING OUTPUT

ELECTRICAL CHARACTERISTICS

5	MIN	TYP	MAX	REMARKS
SUPPLY CURRENT		2.5mA	4.0mA	OFF CONDITION
OUTPUT VOLTAGE (OPERATED)		0.2 V	0.4 V	SINKING 4mA/OUTPUT
OUTPUT LEAKAGE CURRENT (RELEASED)			5μA	LEAKAGE INTO SWITCH OUTPUT
OUTPUT SWITCHING TIME (SINKING 4mA)				
RISE TIME		0.2μS	0.5μS	10% TO 90%
FALL TIME		0.1 μS	0.5μS	90% TO 10%

NOTES

1. TO ACTUATE THE DEVICE, THE SOUTH POLE OF THE MAGNET OR MAGNETIC FLUX GENERATOR MUST BE PRESENTED TO THE CENTER OF THE FRONT SURFACE OF THE DEVICE. (THIS ASSUMES THE CONVENTION THAT THE DIRECTION OF THE EXTERNAL FLUX OF A MAGNET IS FROM THE NORTH TO THE SOUTH POLE OF THE MAGNET.)
2. MAGNETIC FIELD STRENGTH (GAUSS) REQUIRED TO CAUSE THE SWITCH TO CHANGE STATE (OPERATE AND RELEASE) WILL BE AS SPECIFIED IN THE OPERATING CHARACTERISTICS TO TEST SWITCH AGAINST THE OPERATING CHARACTERISTICS, PLACE SWITCH IN A UNIFORM MAGNETIC FIELD
3. CATALOG LISTING AND LOT NO. WILL BE STAMPED ON THE PACKAGE
4. - SUPPLY VOLTAGE RANGE IS 4.5 TO 9.0 VOLTS DC
5. AT 24° ±2°C AND 5VDC ± 0.5% SUPPLY

REVISIONS		
A	C033554	R E R 25 APR 74
B	C034254	D B W 24 APR 75
C	C036026	R E R 29 DEC 75
D	C036503	C E B 2 FEB 76
E	C049098	J A P 19 MAR 81

M 65SS SERIES CHART I

DRAWING NUMBER

RELEASE NO. C032760 REPLACES

ISSUE 5 6 7 8

CHECK

CHECK LSD 26 APR 74

CHECK 74

DRAWN R E R 24 APR 74

FO-52863

THIS DRAWING COVERS A PROPRIETARY ITEM AND IS THE PROPERTY OF MICRO SWITCH, A DIVISION OF HONEYWELL. THIS DRAWING IS NOT TO BE COPIED OR USED WITHOUT THE APPROVAL OF MICRO SWITCH.

MICRO SWITCH
FREEPORT ILLINOIS, U.S.A.
A DIVISION OF HONEYWELL
FED. MFG. CODE 01229

SOLID STATE SWITCH MAGNETICALLY OPERATED

CATALOG LISTING
65SS SERIES
CHART I

SCALE
DO NOT SCALE PRINT
UNLESS OTHERWISE NOTED
DIMENSIONS ARE IN INCHES
TOLERANCES ARE
ONE PLACE (.0) ±.060
TWO PLACE (.00) ±.030
THREE PLACE (.000) ±.005
ANGLES ±2°
WEIGHT