M23 19 POLE

FEMALE

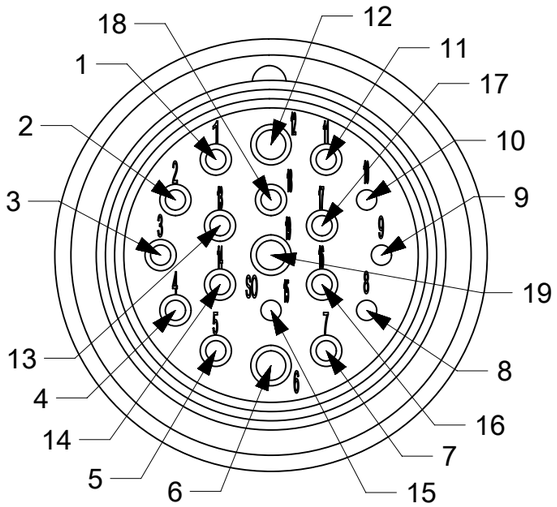

VIEW FROM THE FRONT SIDE

Pin	Wire color
1	VT
2	RD
3	GY
4	RD-BU
5	GN
6	BU
7	GY-PK
8	WH-GN
9	WH-YE
10	WH-GY
11	BK
12	GN-YE
13	YE-BN
14	BN-GN
15	WH
16	YE
17	PK
18	GY-BN
19	BN

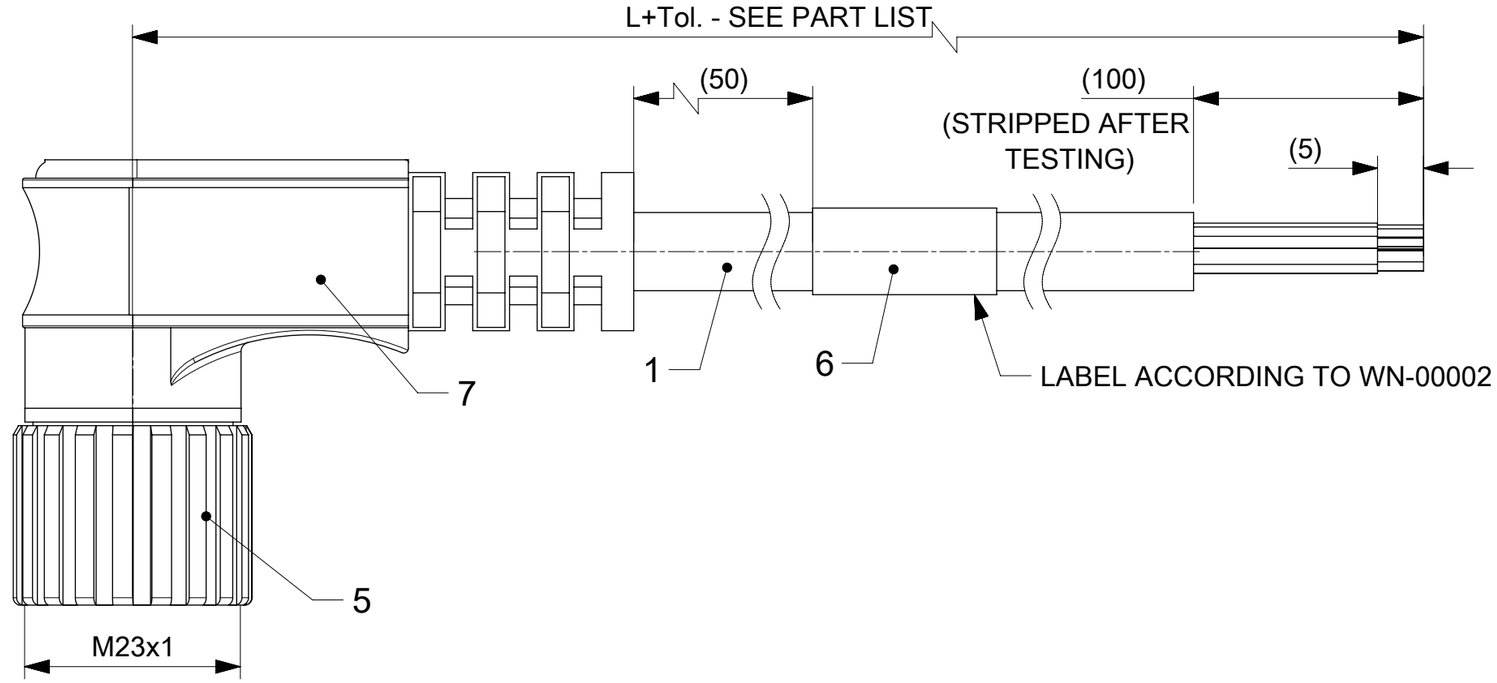

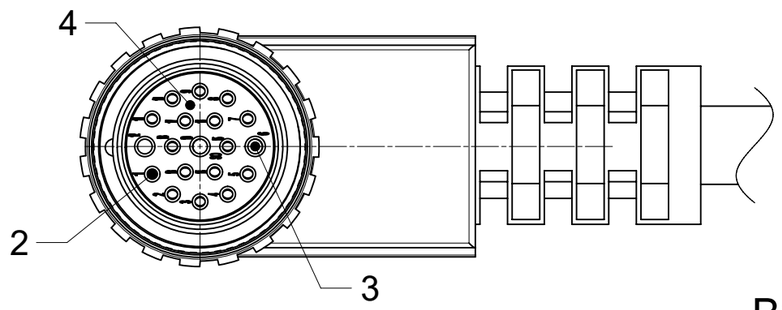

VIEW FROM THE FRONT SIDE

WIRING DIAGRAM

1	VIOLET
2	RED
3	GREY
4	RED-BLUE
5	GREEN
6	BLUE
7	GREY-PINK
8	WHITE-GREEN
9	WHITE-YELLOW
10	WHITE-GREY
11	BLACK
12	GREEN-YELLOW
13	YELLOW-BROWN
14	BROWN-GREEN
15	WHITE
16	YELLOW
17	PINK
18	GREY-BROWN
19	BROWN

BOM

ITEM	QTY	DESCRIPTION	MATERIAL	FINISH
7	-	MOULDING	TPU	BLACK
6	1	LABEL	VINYL	YELLOW
5	1	COUPLING NUT M23 FE	BRASS	Ni PLATED
4	1	INSER 19P FE	PUR	BLACK
3	3	CONTACT FE	BRASS	Au OVER Ni
2	16	CONTACT 10 FE	COPPER	Ni PLATED
1	-	CABLE	PUR	BLACK

THIS DRAWING CONTAINS INFORMATION THAT IS PROPRIETARY TO MOLEX ELECTRONIC TECHNOLOGIES, LLC AND SHOULD NOT BE USED WITHOUT WRITTEN PERMISSION

DIMENSION UNITS	SCALE
mm	1.5:1

GENERAL TOLERANCES (UNLESS SPECIFIED)

ANGULAR TOL	±	°
4 PLACES	±	
3 PLACES	±	
2 PLACES	±	0.05
1 PLACE	±	0.1
0 PLACES	±	

DRAFT WHERE APPLICABLE MUST REMAIN WITHIN DIMENSIONS

CURRENT REV DESC: OBSOLETED PART NUMBERS AS PER PCN#506884

EC NO: 662770
DRWN: SUGEEB 2021/03/02
CHK'D: GGA 2021/06/02
APPR: GGA 2021/06/02

INITIAL REVISION:
DRWN: MDHARMANTI 2019/06/03
APPR: RSILLER 2019/06/06

molex

CSE M23 19P SC FE RA PUR BK XM

PRODUCT CUSTOMER DRAWING

DOCUMENT NUMBER	DOC TYPE	DOC PART	REVISION
1200940044	PSD	000	A1

THIRD ANGLE PROJECTION	DRAWING	SERIES	MATERIAL NUMBER	CUSTOMER	SHEET NUMBER
	A3-SIZE	120094	SEE TABLE	GENERAL MARKET	1 OF 2

DOCUMENT STATUS	P1	RELEASE DATE	2021/06/02 05:44:50

FORMAT: master-tb-prod-A3
REVISION: J
DATE: 2020/01/14

PART No MATRIX

K	0	3	0	0	1	P	8	0	M	X	X	X

- K0=M23x1 SINGLE ENDED
- POLES: 3=19 POLES
- HEAD STYLE: 001=FEMALE
- CABLE TYPE: P80=3x0,75+16x0,34 PUR BLACK
- UNIT: M=METER
- LENGHT - EXAMPLE: 010=1m, 050=5m, 100=10m

CABLE SPECIFICATION FOR CABLE TYPE P80 :

CONDUCTOR A:
- MATERIAL: BARE COPPER
- SECTION: 0.75mm²/19AWG
- STRANDING: 42X0.15mm

INSULATION A:
- COMPOUND: PVC
- DIAMETER: 2.0 ±0.10mm

CONDUCTOR B:
- MATERIAL: BARE COPPER
- SECTION:- 0.34mm²/22AWG

INSULATION B:
- COMPOUND: PVC
- DIAMETER: 1.55 ±0.10mm

JACKET:
- COMPOUND: BLEND PUR
- COLOR: BLACK
- DIAMETER: 11.40 ±0.25mm

TEMPERATURE RANGE:
- STATIC: -5°C TO +90°C
- DINAMIC: -30°C TO +90°C

VOLTAGE RATING: 300V

NOTES:

VOLTAGE RATING : 63V AC/DC
AMPERAGE RATING : 6.0 A
PROTECTION CLASS : IP67
OPERATING TEMPERATURE : -25° TO 90°C
UL CERTIFICATIONS : NOT APPLICABLE
CSA CERTIFICATIONS : NOT APPLICABLE

PART LIST

MOLEX PN	ENGINEERING No	L [mm]
1200940044	K03001P80M100	10000
1200945017	K03001P80M200	20000
1200945027	K03001P80M050	5000
1200945028	K03001P80M150	15000
1200948061	K03001P80M300	30000
1200948105	K03001P80M250	25000
1200948116	K03001P80M350	35000

CABLE LENGTH TOLERANCES		
OVER [mm]	UP TO AND INCLUDING [mm]	TOLERANCES [mm]
0	305	+19
305	915	+45
915	1830	+56
1830	3660	+89
3660	7320	+165
7320	14640	+317
14640	30500	+610
30500	>	+2% OF FINISHED LENGTH

THIS DRAWING CONTAINS INFORMATION THAT IS PROPRIETARY TO MOLEX ELECTRONIC TECHNOLOGIES, LLC AND SHOULD NOT BE USED WITHOUT WRITTEN PERMISSION

DIMENSION UNITS	SCALE	CURRENT REV DESC: OBSOLETED PART NUMBERS AS PER PCN#506884		molex
mm	1:1			
GENERAL TOLERANCES (UNLESS SPECIFIED)				CSE M23 19P SC FE RA PUR BK XM
ANGULAR TOL ± °		EC NO: 662770		
4 PLACES ±		DRWN: SUGEEB	2021/03/02	PRODUCT CUSTOMER DRAWING
3 PLACES ±		CHK'D: GGA	2021/06/02	
2 PLACES ± 0.05		APPR: GGA	2021/06/02	
1 PLACE ± 0.1		INITIAL REVISION:		DOCUMENT NUMBER: 1200940044
0 PLACES ±		DRWN: MDHARMANTI	2019/06/03	DOC TYPE: PSD; DOC PART: 000; REVISION: A1
DRAFT WHERE APPLICABLE MUST REMAIN WITHIN DIMENSIONS		APPR: RSILLER	2019/06/06	

THIRD ANGLE PROJECTION	DRAWING	SERIES	MATERIAL NUMBER	CUSTOMER	SHEET NUMBER
	A3-SIZE	120094	SEE TABLE	GENERAL MARKET	2 OF 2

DOCUMENT STATUS	P1	RELEASE DATE	2021/06/02 05:44:50

FORMAT: master-lb-prod-A3
REVISION: J
DATE: 2020/01/14

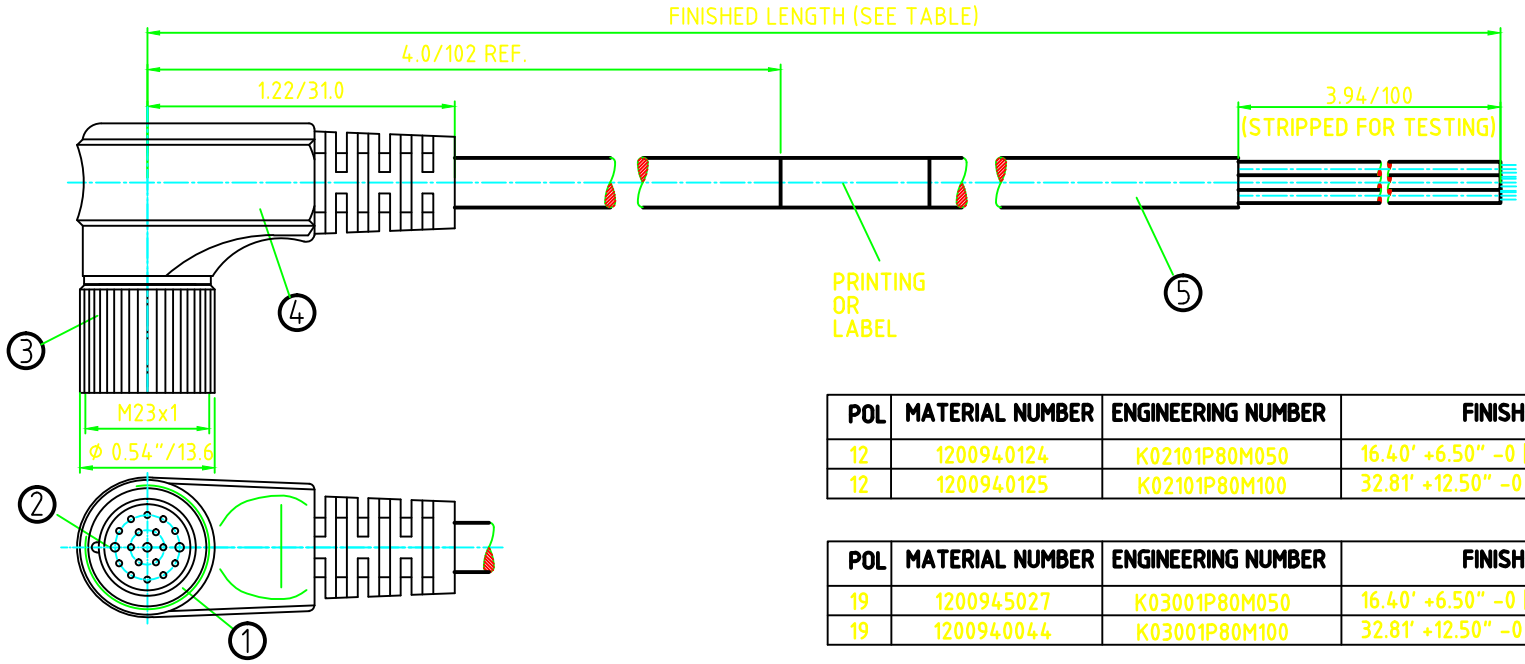

POL	MATERIAL NUMBER	ENGINEERING NUMBER	FINISHED LENGTH
12	1200940124	K02101P80M050	16.40' +6.50" -0 [5.0M +165.1 -0]
12	1200940125	K02101P80M100	32.81' +12.50" -0 [10.0M +317.5 -0]

POL	MATERIAL NUMBER	ENGINEERING NUMBER	FINISHED LENGTH
19	1200945027	K03001P80M050	16.40' +6.50" -0 [5.0M +165.1 -0]
19	1200940044	K03001P80M100	32.81' +12.50" -0 [10.0M +317.5 -0]

FEMALE FACE VIEW

12-POLE

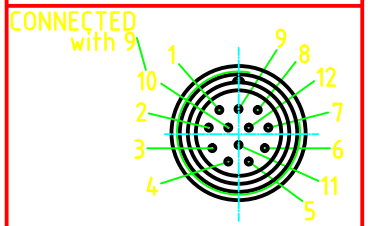

WIRING DIAGRAM

1 WHITE
2 GREEN
3 YELLOW
4 GREY
5 PINK
6 RED
7 BLACK
8 VIOLET
9 & 10 BLUE
11 BROWN
12 GREEN/YELLOW

19-POLE

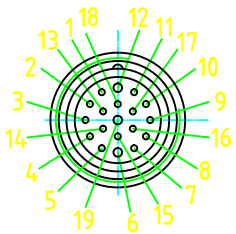

WIRING DIAGRAM

1 VIOLET
2 RED
3 GREY
4 RED/BLUE
5 GREEN
6 BLUE
7 GREY/PINK
8 WHITE/GREEN
9 WHITE/YELLOW
10 WHITE/GREY
11 BLACK
12 GREEN/YELLOW
13 YELLOW/BROWM
14 BROWN/GREEN
15 WHITE
16 YELLOW
17 PINK
18 GREY/BROWN
19 BROWN

CONNECTOR SPECIFICATION:

VOLTAGE RATING	63V AC/DC
AMPERAGE RATING	6 AMPS
PROTECTION CLASS	IP67
OPERATING TEMPERATURE	-25°C TO 90°C
UL CERTIFICATIONS	NOT APPLICABLE
CSA CERTIFICATIONS	NOT APPLICABLE

ITEM	COMPONENT	MATERIAL	FINISH
1	INSERT	POLYURETHANE (PUR)	BLACK
2	CONTACT MATERIAL	COPPER ALLOY	GOLD OVER NICKEL
3	COUPLING NUT	BRASS	NICKEL PLATED
4	OVERMOLD	TPU	BLACK
12 POLE 5 19 POLE	CABLE 3x0.75²/18 AWG CABLE 8x0.34²/22 AWG CABLE 3x0.75²/18 AWG CABLE 16x0.34²/22 AWG	JACKET: PUR	JACKET: BLACK

DESCRIPTION
EC NO: WEU2010-0281
DRWN: BBRAUCH 2010/01/19
CH'KD: RE 2010/01/14
APPR: NSTAUDIG 2010/01/22
DESCRIPTION
1
REV

QUALITY SYMBOLS
▼ = 0
Ⓒ = 0

GENERAL TOLERANCES (UNLESS SPECIFIED)

	mm	INCH
4 PLACES	±---	±---
3 PLACES	±---	±---
2 PLACES	±0.05	±---
1 PLACE	±0.1	±---
ANGULAR ±	--- °	

DRAFT WHERE APPLICABLE MUST REMAIN WITHIN DIMENSIONS

DIMENSION STYLE: INCH/MM
SCALE: 2:1
DESIGN UNITS: METRIC
THIRD ANGLE PROJECTION

		DATE
DRAWN BY	BBRAUCH	2010/01/19
CHECKED BY	RE	2010/01/20
APPROVED BY	NSTAUDIG	2010/01/22

M23 12/19P FEMALE 90
BLACK PUR/PVC

MOLEX INCORPORATED

MATERIAL NO.: SEE TABLE
DOCUMENT NO.: SD-120094-002
SHEET NO.: 1 OF 1
SIZE: A3

THIS DRAWING CONTAINS INFORMATION THAT IS PROPRIETARY TO MOLEX INCORPORATED AND SHOULD NOT BE USED WITHOUT WRITTEN PERMISSION

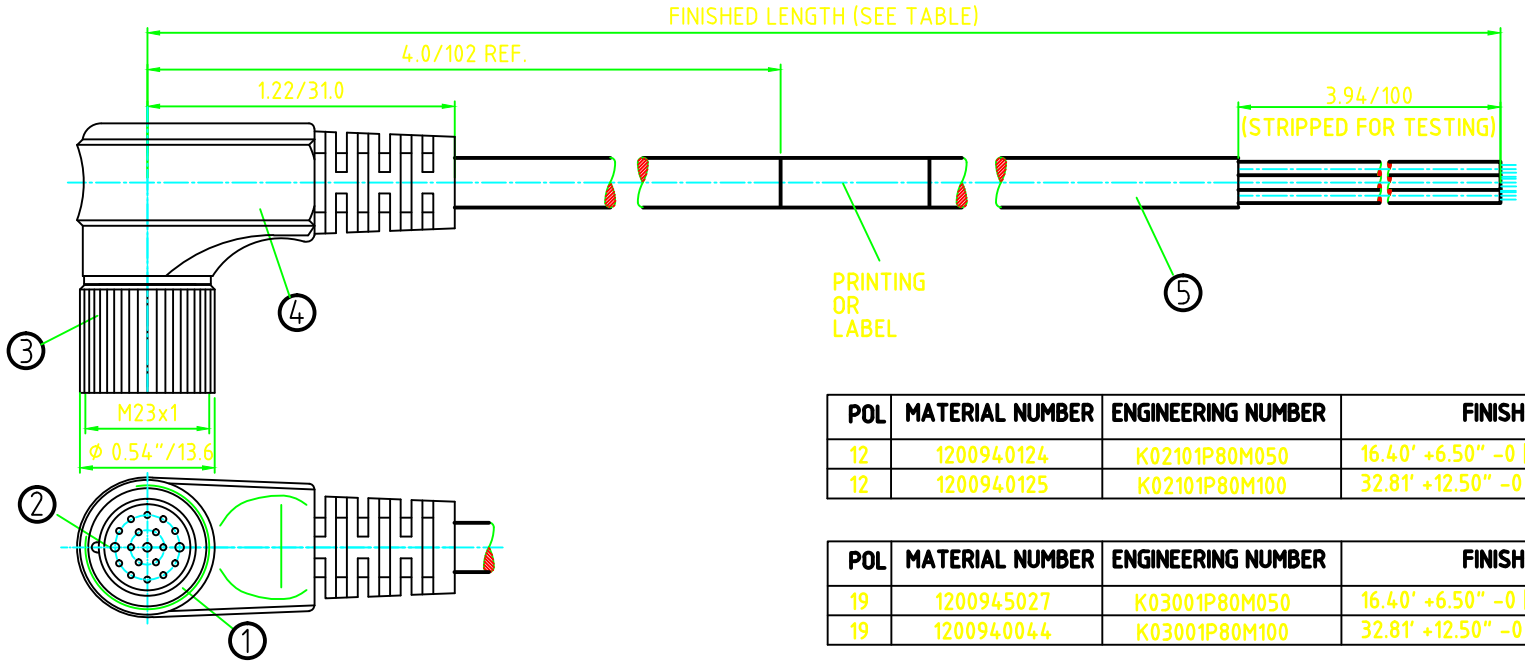

POL	MATERIAL NUMBER	ENGINEERING NUMBER	FINISHED LENGTH
12	1200940124	K02101P80M050	16.40' +6.50" -0 [5.0M +165.1 -0]
12	1200940125	K02101P80M100	32.81' +12.50" -0 [10.0M +317.5 -0]

POL	MATERIAL NUMBER	ENGINEERING NUMBER	FINISHED LENGTH
19	1200945027	K03001P80M050	16.40' +6.50" -0 [5.0M +165.1 -0]
19	1200940044	K03001P80M100	32.81' +12.50" -0 [10.0M +317.5 -0]

FEMALE FACE VIEW

12-POLE

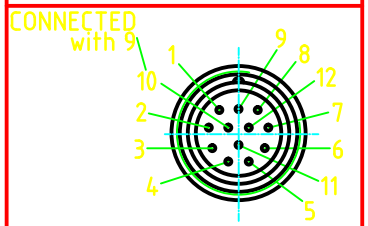

WIRING DIAGRAM

1 WHITE
2 GREEN
3 YELLOW
4 GREY
5 PINK
6 RED
7 BLACK
8 VIOLET
9 & 10 BLUE
11 BROWN
12 GREEN/YELLOW

19-POLE

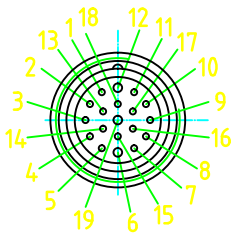

WIRING DIAGRAM

1 VIOLET
2 RED
3 GREY
4 RED/BLUE
5 GREEN
6 BLUE
7 GREY/PINK
8 WHITE/GREEN
9 WHITE/YELLOW
10 WHITE/GREY
11 BLACK
12 GREEN/YELLOW
13 YELLOW/BROWM
14 BROWN/GREEN
15 WHITE
16 YELLOW
17 PINK
18 GREY/BROWN
19 BROWN

CONNECTOR SPECIFICATION:

VOLTAGE RATING	63V AC/DC
AMPERAGE RATING	6 AMPS
PROTECTION CLASS	IP67
OPERATING TEMPERATURE	-25°C TO 90°C
UL CERTIFICATIONS	NOT APPLICABLE
CSA CERTIFICATIONS	NOT APPLICABLE

ITEM	COMPONENT	MATERIAL	FINISH
1	INSERT	POLYURETHANE (PUR)	BLACK
2	CONTACT MATERIAL	COPPER ALLOY	GOLD OVER NICKEL
3	COUPLING NUT	BRASS	NICKEL PLATED
4	OVERMOLD	TPU	BLACK
12 POLE 5 19 POLE	CABLE 3x0.75²/18 AWG CABLE 8x0.34²/22 AWG CABLE 3x0.75²/18 AWG CABLE 16x0.34²/22 AWG	JACKET: PUR	JACKET: BLACK

DESCRIPTION
EC NO: WEU2010-0281
DRWN: BBRAUCH 2010/01/19
CH'KD: RE 2010/01/14
APPR: NSTAUDIG 2010/01/22
DESCRIPTION
1
REV

QUALITY SYMBOLS
▼ = 0
Ⓒ = 0

GENERAL TOLERANCES (UNLESS SPECIFIED)

	mm	INCH
4 PLACES	±---	±---
3 PLACES	±---	±---
2 PLACES	±0.05	±---
1 PLACE	±0.1	±---
ANGULAR ±	--- °	

DRAFT WHERE APPLICABLE MUST REMAIN WITHIN DIMENSIONS

DIMENSION STYLE: INCH/MM
SCALE: 2:1
DESIGN UNITS: METRIC
THIRD ANGLE PROJECTION

		DATE
DRAWN BY	BBRAUCH	2010/01/19
CHECKED BY	RE	2010/01/20
APPROVED BY	NSTAUDIG	2010/01/22

M23 12/19P FEMALE 90
BLACK PUR/PVC

MOLEX INCORPORATED

MATERIAL NO.: SEE TABLE
DOCUMENT NO.: SD-120094-002
SHEET NO.: 1 OF 1
SIZE: A3

THIS DRAWING CONTAINS INFORMATION THAT IS PROPRIETARY TO MOLEX INCORPORATED AND SHOULD NOT BE USED WITHOUT WRITTEN PERMISSION