

CMLD6263A  
CMLD6263C  
CMLD6263S

**SURFACE MOUNT SILICON  
DUAL PAIR, HIGH VOLTAGE  
SCHOTTKY DIODES**



**SOT-563 CASE**



[www.centrasemi.com](http://www.centrasemi.com)

**DESCRIPTION:**

The CENTRAL SEMICONDUCTOR CMLD6263A series incorporates two pair, high voltage, low  $V_F$  silicon diodes in a space saving SOT-563 surface mount package. These diodes are designed for fast switching applications requiring a low forward voltage drop.

**MARKING CODES:**

**CMLD6263A: 63A or 3A**

**CMLD6263C: 63C**

**CMLD6263S: 63S or 3S**

**FEATURES:**

- High Voltage (70V)
- Low Forward Voltage
- Various Dual Pair Configurations

**MAXIMUM RATINGS:** ( $T_A=25^\circ\text{C}$ )

|   | SYMBOL         |             | UNITS              |
|---|----------------|-------------|--------------------|
| Peak Repetitive Reverse Voltage               | $V_{RRM}$      | 70          | V                  |
| Continuous Forward Current                    | $I_F$          | 15          | mA                 |
| Peak Forward Surge Current, $t_p=1.0\text{s}$ | $I_{FSM}$      | 50          | mA                 |
| Power Dissipation                             | $P_D$          | 250         | mW                 |
| Operating and Storage Junction Temperature    | $T_J, T_{stg}$ | -65 to +150 | $^\circ\text{C}$   |
| Thermal Resistance                            | $\theta_{JA}$  | 500         | $^\circ\text{C/W}$ |

**ELECTRICAL CHARACTERISTICS PER DIODE:** ( $T_A=25^\circ\text{C}$  unless otherwise noted)

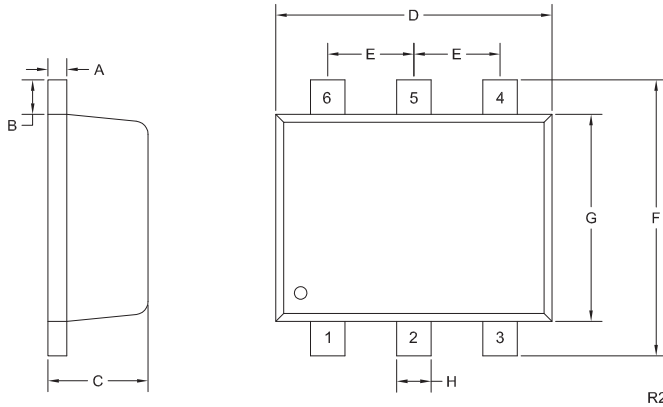
| SYMBOL   | TEST CONDITIONS   | MIN | TYP | MAX | UNITS |
|----------|---|-----|-----|-----|-------|
| $I_R$    | $V_R=50\text{V}$  |     | 10  | 200 | nA    |
| $BV_R$   | $I_R=10\mu\text{A}$                                       | 70  |     |     | V     |
| $V_F$    | $I_F=1.0\text{mA}$  |     | 395 | 410 | mV    |
| $C_J$    | $V_R=0, f=1.0\text{MHz}$                                  |     |     | 2.0 | pF    |
| $t_{rr}$ | $I_R=I_F=10\text{mA}, I_{rr}=1.0\text{mA}, R_L=100\Omega$ |     |     | 5.0 | ns    |

CMLD6263A  
 CMLD6263C  
 CMLD6263S

**SURFACE MOUNT SILICON  
 DUAL PAIR, HIGH VOLTAGE  
 SCHOTTKY DIODES**



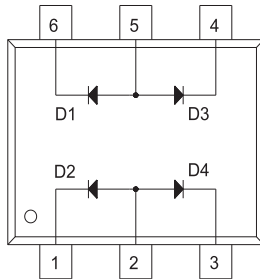
**SOT-563 CASE - MECHANICAL OUTLINE**



| SYMBOL | INCHES |       | MILLIMETERS |      |
|--------|--------|-------|-------------|------|
|        | MIN    | MAX   | MIN         | MAX  |
| A      | 0.0027 | 0.007 | 0.07        | 0.18 |
| B      | 0.008  |       | 0.20        |      |
| C      | 0.017  | 0.024 | 0.45        | 0.60 |
| D      | 0.059  | 0.067 | 1.50        | 1.70 |
| E      | 0.020  |       | 0.50        |      |
| F      | 0.059  | 0.067 | 1.50        | 1.70 |
| G      | 0.043  | 0.051 | 1.10        | 1.30 |
| H      | 0.006  | 0.012 | 0.15        | 0.30 |

SOT-563 (REV: R2)

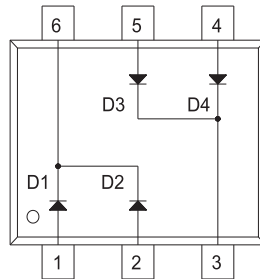
**PIN CONFIGURATIONS**



**CMLD6263A  
 COMMON ANODE**

- LEAD CODE:**
- 1) Cathode D2
  - 2) Anode D2, D4
  - 3) Cathode D4
  - 4) Cathode D3
  - 5) Anode D1, D3
  - 6) Cathode D1

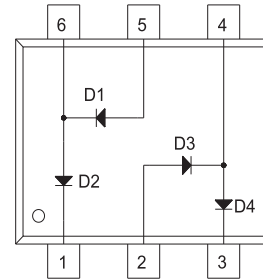
**MARKING CODE: 63A or 3A**



**CMLD6263C  
 COMMON CATHODE**

- LEAD CODE:**
- 1) Anode D1
  - 2) Anode D2
  - 3) Cathode D3, D4
  - 4) Anode D4
  - 5) Anode D3
  - 6) Cathode D1, D2

**MARKING CODE: 63C**



**CMLD6263S  
 IN SERIES**

- LEAD CODE:**
- 1) Cathode D2
  - 2) Anode D3
  - 3) Cathode D4
  - 4) Cathode D3, Anode D4
  - 5) Anode D1
  - 6) Cathode D1, Anode D2

**MARKING CODE: 63S or 3S**

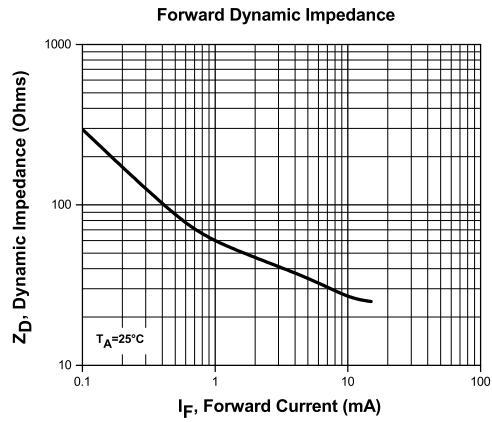
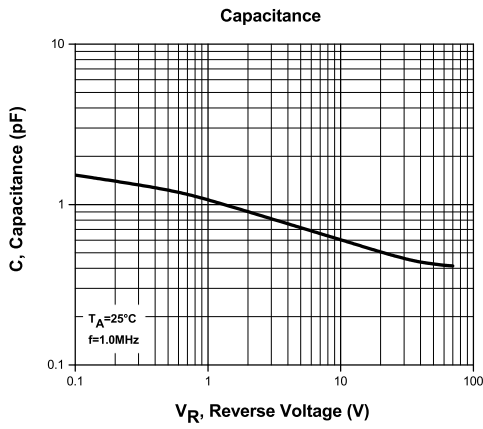
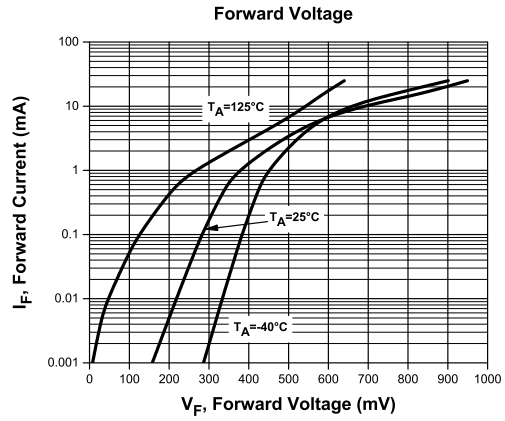
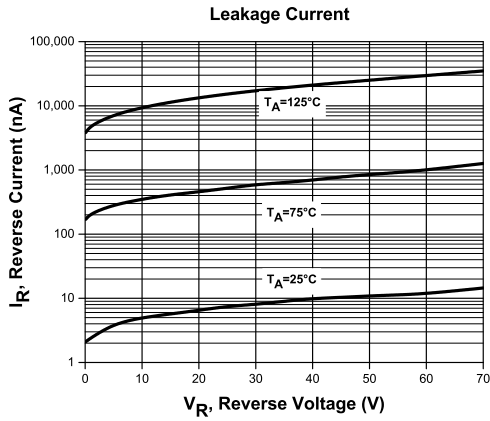
R6 (11-December 2015)

CMLD6263A  
 CMLD6263C  
 CMLD6263S



SURFACE MOUNT SILICON  
 DUAL PAIR, HIGH VOLTAGE  
 SCHOTTKY DIODES

TYPICAL ELECTRICAL CHARACTERISTICS



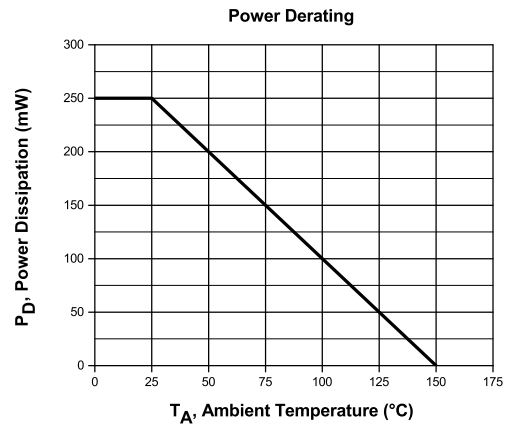
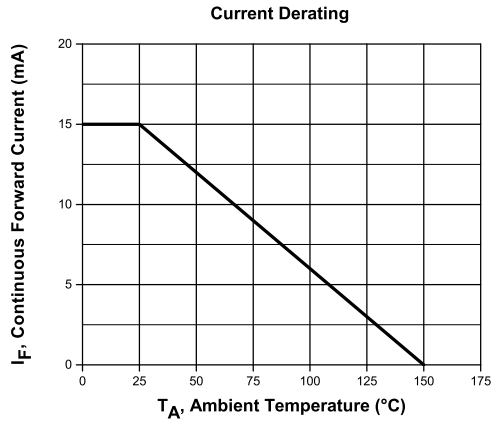
R6 (11-December 2015)

CMLD6263A  
CMLD6263C  
CMLD6263S



SURFACE MOUNT SILICON  
DUAL PAIR, HIGH VOLTAGE  
SCHOTTKY DIODES

### TYPICAL ELECTRICAL CHARACTERISTICS



R6 (11-December 2015)

## OUTSTANDING SUPPORT AND SUPERIOR SERVICES



---

### PRODUCT SUPPORT

Central's operations team provides the highest level of support to insure product is delivered on-time.

- Supply management (Customer portals)
- Inventory bonding
- Consolidated shipping options
- Custom bar coding for shipments
- Custom product packing

---

### DESIGNER SUPPORT/SERVICES

Central's applications engineering team is ready to discuss your design challenges. Just ask.

- Free quick ship samples (2<sup>nd</sup> day air)
- Online technical data and parametric search
- SPICE models
- Custom electrical curves
- Environmental regulation compliance
- Customer specific screening
- Up-screening capabilities
- Special wafer diffusions
- PbSn plating options
- Package details
- Application notes
- Application and design sample kits
- Custom product and package development

---

### REQUESTING PRODUCT PLATING

1. If requesting Tin/Lead plated devices, add the suffix " TIN/LEAD" to the part number when ordering (example: 2N2222A TIN/LEAD).
2. If requesting Lead (Pb) Free plated devices, add the suffix " PBFREE" to the part number when ordering (example: 2N2222A PBFREE).

---

### CONTACT US

#### Corporate Headquarters & Customer Support Team

Central Semiconductor Corp.  
145 Adams Avenue  
Hauppauge, NY 11788 USA  
Main Tel: (631) 435-1110  
Main Fax: (631) 435-1824  
Support Team Fax: (631) 435-3388  
[www.centrasemi.com](http://www.centrasemi.com)

**Worldwide Field Representatives:**  
[www.centrasemi.com/wwreps](http://www.centrasemi.com/wwreps)

**Worldwide Distributors:**  
[www.centrasemi.com/wwdistributors](http://www.centrasemi.com/wwdistributors)

---

For the latest version of Central Semiconductor's **LIMITATIONS AND DAMAGES DISCLAIMER**, which is part of Central's Standard Terms and Conditions of sale, visit: [www.centrasemi.com/terms](http://www.centrasemi.com/terms)



<http://www.centrasemi.com>

# Product End of Life Notification

|                           |                  |
|---------------------------|------------------|
| <b>PDN ID:</b>            | PDN01063 Rev:001 |
| <b>Notification Date:</b> | 3/03/17          |
| <b>Last Buy Date:</b>     | N/A              |
| <b>Last Shipment Date</b> | N/A              |

Please be advised that Central Semiconductor must immediately discontinue the product(s) listed in the attached PDN notice. We are unable to accept any further orders for these products **unless** we have available inventory on hand.

You may have purchased one or more of the products listed. Please do not hesitate to contact your local Central Semiconductor sales representative with any questions or needs you may have. Central regrets any inconvenience this may cause.

Sincerely,

Central Semiconductor Corp.

---

DISCLAIMER: This End of Life (EOL) notification is in accordance with JEDEC standard JESD48 - Product Discontinuance. Central Semiconductor Corp. will make every effort to offer life-time buy (LTB) opportunities and/or offer replacement devices to existing customers for discontinued devices, however, one or both may not be possible for all devices. Please contact your local Central Semiconductor sales representative for LTB opportunities/additional information.

# Product End of Life Notification

|                           |                  |
|---------------------------|------------------|
| <b>PDN ID:</b>            | PDN01063 Rev:001 |
| <b>Notification Date:</b> | 3/03/17          |
| <b>Last Buy Date:</b>     | N/A              |
| <b>Last Shipment Date</b> | N/A              |

Summary: All devices manufactured in the SOT-563 package, using the Option 2 Lead Frame, are discontinued and now classified as End of Life (EOL). Rev001 issued to include BK devices previously excluded in error.

Although Central Semiconductor Corp. makes every effort to continue to produce devices that have been proclaimed EOL (End of Life) by various manufacturers, it is an accepted industry practice to discontinue certain devices when customer demand falls below a minimum level of sustainability. Accordingly, the following product(s) have been transitioned to End of Life status as part of Central's Product Management Process. Any replacement product will be noted below. The effective date for placing the last purchase order will be six(6) months from the date of this notice and twelve(12) months from the notice date for final shipments; this may be extended if inventory is available.

| <u>Central Part Number</u> | <u>Replacement</u> |
|----------------------------|--------------------|
| CMLD2004G BK               | N/A                |
| CMLD2004G TR               | N/A                |
| CMLD4448 BK                | N/A                |
| CMLD4448 TR                | N/A                |
| CMLD6001 BK                | N/A                |
| CMLD6001 TR                | N/A                |
| CMLD6263 BK                | N/A                |
| CMLD6263 TR                | N/A                |
| CMLD6263S BK               | N/A                |
| CMLD6263S TR               | N/A                |
| CMLSH-4 BK                 | N/A                |
| CMLSH-4 TR                 | N/A                |
| CMLZDA3V3 BK               | N/A                |
| CMLZDA3V3 TR               | N/A                |
| CMLZDA6V2 BK               | N/A                |
| CMLZDA6V2 TR               | N/A                |

Central would be happy to assist you by providing additional information or technical data to help locate an alternate source if we have no replacement available. Please email your requests to [engineering@centrasemi.com](mailto:engineering@centrasemi.com).

DISCLAIMER: This End of Life (EOL) notification is in accordance with JEDEC standard JESD48 - Product Discontinuance. Central Semiconductor Corp. will make every effort to offer life-time buy (LTB) opportunities and/or offer replacement devices to existing customers for discontinued devices, however, one or both may not be possible for all devices. Please contact your local Central Semiconductor sales representative for LTB opportunities/additional information.