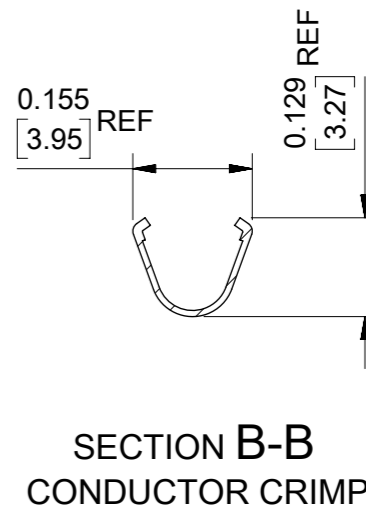
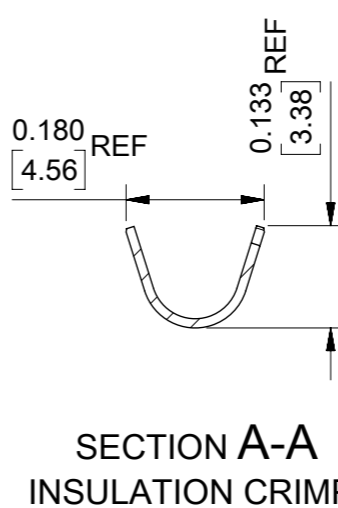
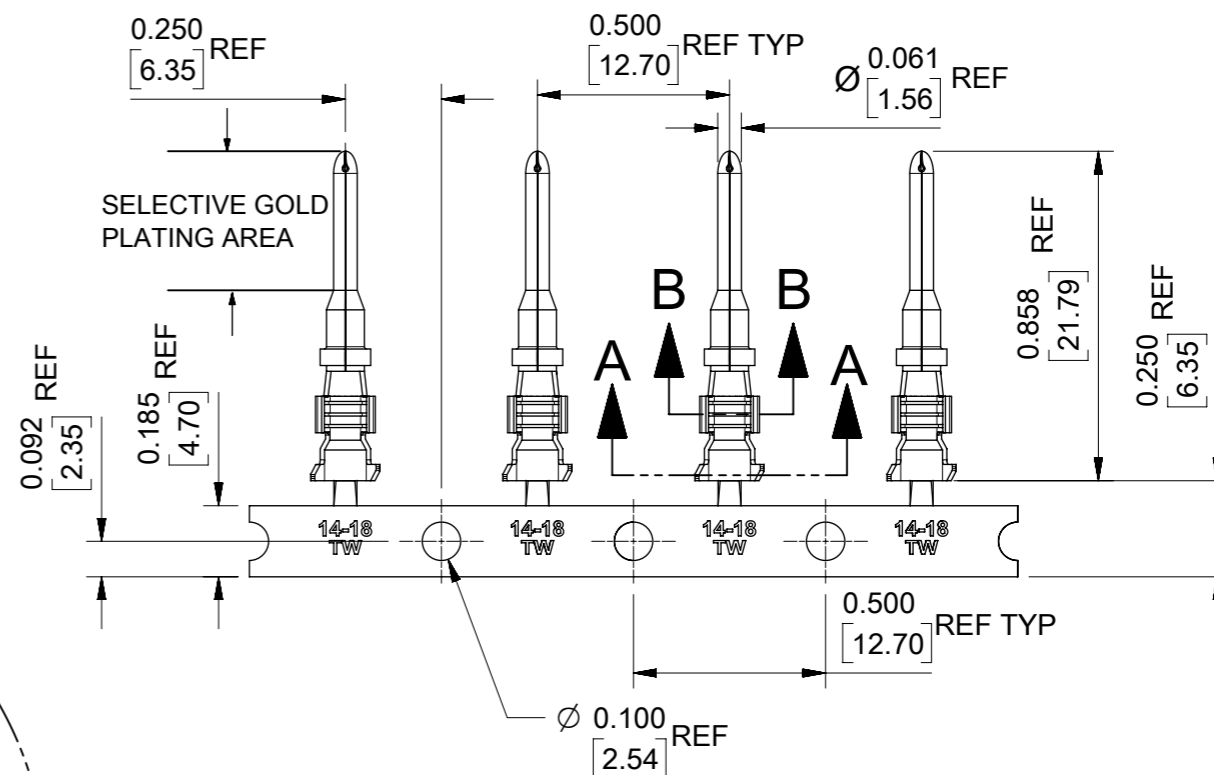
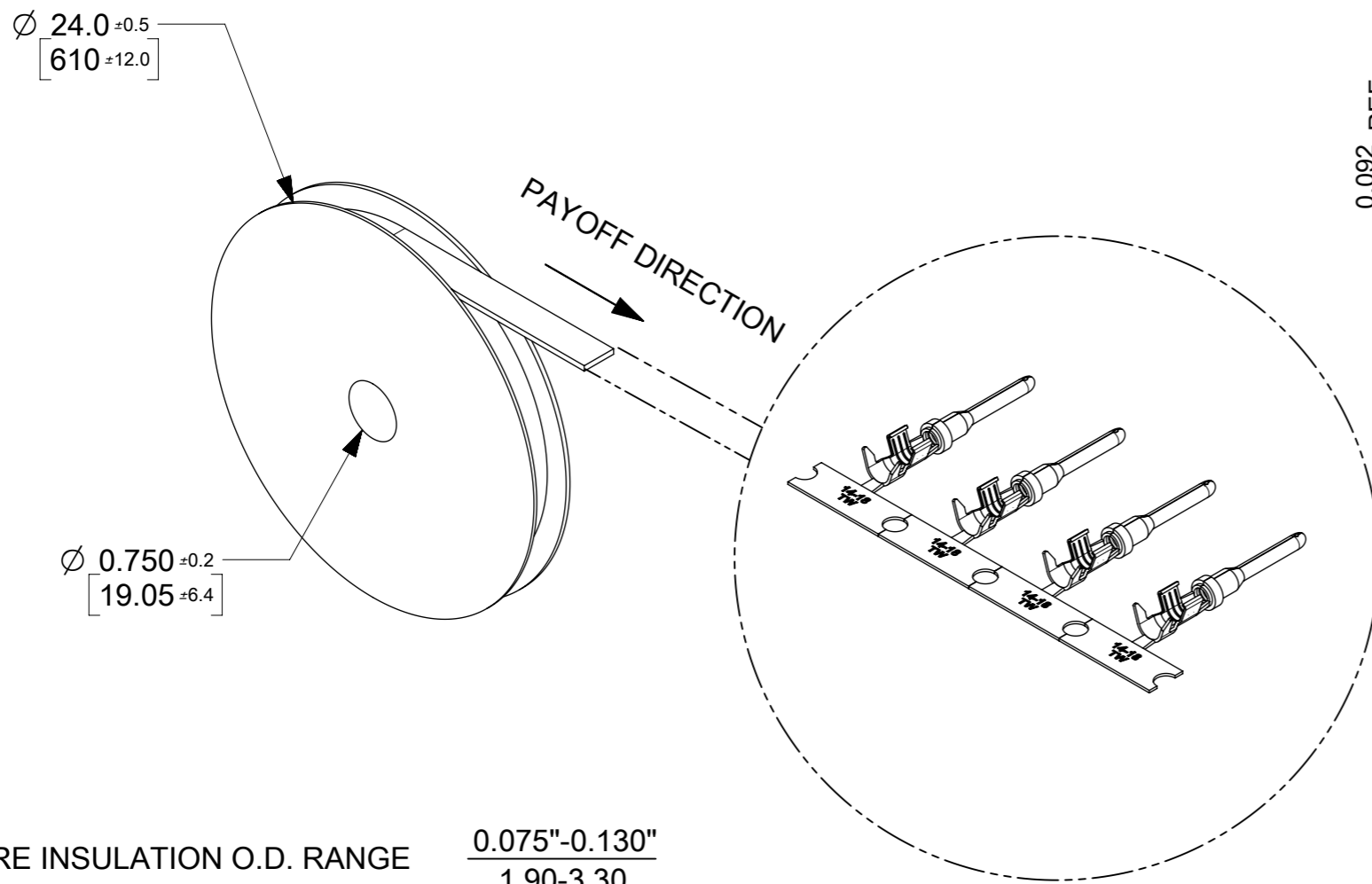


STRIP MATERIAL NUMBER	FINISH
84524-0008	OVERALL NICKEL 80μ" MINIMUM
84524-0016	SELECTIVE HARD GOLD 30μ" MINIMUM OVER NICKEL 50μ" MINIMUM ALL OVER



- NOTES:
1. MATERIAL: COPPER ALLOY .0118/0.300 THICK.
 2. FINISH: SEE CHART.
 3. STRIP PARTS ARE REELED 3000 PARTS PER REEL AS SHOWN ABOVE.
 4. TERMINAL FOR USE ON XRC & ML-XT CONNECTOR ASSEMBLIES.
 5. TERMINALS COMPLY WITH SECTION 5.3.2 OF THE SAE J1939-11 STANDARD FOR SURFACE VEHICLE RECOMMENDED PRACTICE.

SYMBOLS	DIMENSION UNITS	SCALE	CURRENT REV DESC: UPDATED PIN TIP					
▽ = 0	INCH/[mm]	2:1	<p>molex</p> <p>XRC PIN TERMINAL 14-18 AWG TW 0.075"-0.130" WIRE Ø</p> <p>PRODUCT CUSTOMER DRAWING</p>					
▽ = 0	GENERAL TOLERANCES (UNLESS SPECIFIED)					EC NO: 168799	2017/11/21	
▽ = 0	ANGULAR TOL ± 2.0°					DRWN: JFLETCHER	2018/02/12	
▽ = 0	4 PLACES ±					CHK'D: JDWALLACE	2018/02/20	
▽ = 0	3 PLACES ±					APPR: JDWALLACE		
▽ = 0	2 PLACES ± 0.13		INITIAL REVISION:					
▽ = 0	1 PLACE ± 0.2		DRWN: JFLETCHER	2016/01/26				
▽ = 0	0 PLACES ±		APPR: JALEXANDER	2016/02/23				
■ = 0	DRAFT WHERE APPLICABLE MUST REMAIN WITHIN DIMENSIONS		THIRD ANGLE PROJECTION	DRAWING	SERIES	MATERIAL NUMBER	CUSTOMER	SHEET NUMBER
▽ = 0			A3-SIZE	84524	845240020	SEE CHART	GENERAL MARKET	1 OF 1