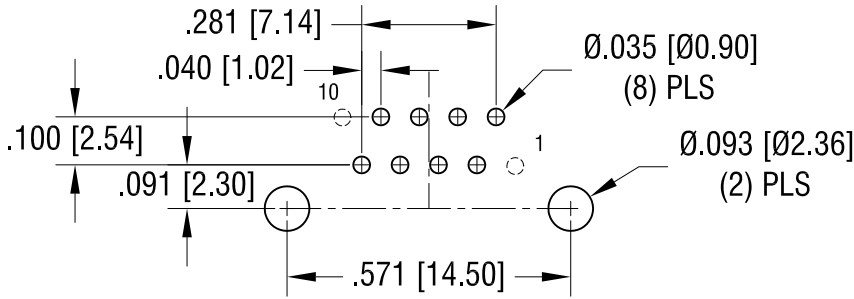
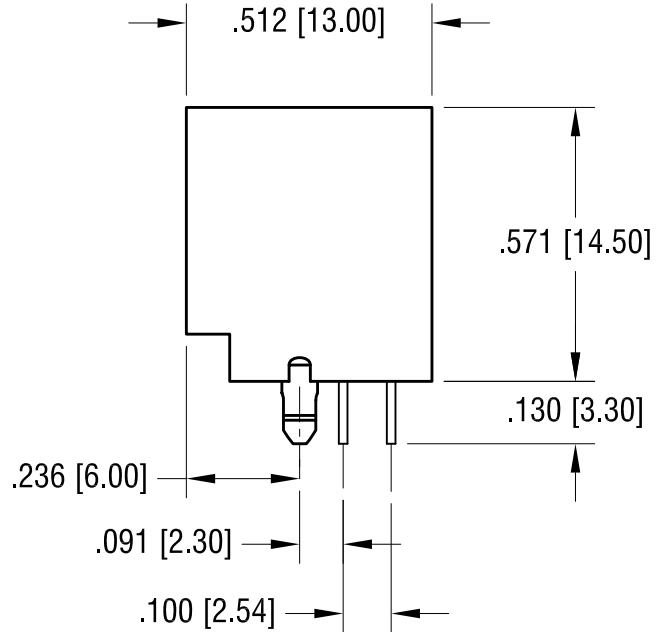
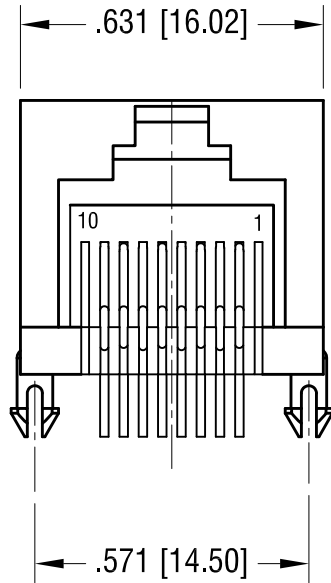
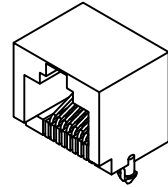


THIS DOCUMENT IS THE PROPERTY OF KEYSTONE ELECTRONICS CORP. AND SHALL NOT BE REPRODUCED, DISTRIBUTED OR USED AS A BASIS FOR MANUFACTURE WITHOUT PRIOR WRITTEN PERMISSION FROM KEYSTONE ELECTRONICS CORP.

PCB LAYOUT



ACTUAL SIZE



NOTE:

1. PLASTIC HOUSING:
 MAT'L- GLASS FILLED POLYESTER
 RATED UL 94V-0, COLOR- BLACK
2. CONTACT: MAT'L PHOSPHOR BRONZE Ø0.18 [0.46]
 FINISH- GOLD PLATE, OVER NICKEL ON CONTACT
 TIN, OVER COPPER ON SOLDER TAILS
3. DIELECTRIC WITHSTANDING VOLTAGE:
 1000 VAC FOR 1 MIN.
4. STORAGE TEMPERATURE:
 -40°F (-40°C) TO +176°F (+85°C)
 OPERATION TEMPERATURE:
 -4°F (-20°C) TO 167°F (+75°C)
5. VOLTAGE RATING: 125 VAC Rms.
 CURRENT RATING- 1.5 Amps
 CONTACT RESISTANCE- 30 mΩ MAX.
 INSULATION RESISTANCE- 500 MΩ MIN. @500 VDC
 DIELECTRIC STRENGTH: 1000 Vac Rms 60Hz. 1Min.

2.08.21	UPDATED PER NEW TOOLING CHANGE AS PER ECN 21-014	B
7.27.15	PCB LAYOUT WAS MIRRORED CHANGE AS PER ECN 15-071	A
DATE	DESCRIPTION	REV.

KEYSTONE ELECTRONICS CORP.			
www.keyelco.com • NEW HYDE PARK, NY 11040 • Tel (516) 328-7500			
PART NAME			
MODULAR KEYSTONE JACK, 8P8C			
MATERIAL			
AS NOTED			
FINISH		DRN BY	DATE
AS NOTED		NT	4.09.15
		APP'D	SCALE
		RH	2.5X
TOLERANCES	INCH [MM]	CODE	DWG NO.
DECIMAL	± .005 [± 0.13]	C	942
ANGULAR	± 1°		
UNLESS OTHERWISE SPECIFIED			