




APPLICABLE STANDARD					
RATING	OPERATING TEMPERATURE RANGE	-40°C TO +85°C	STORAGE TEMPERATURE RANGE	-40°C TO +85°C	
	POWER	2(AT 25°C) W CW	CHARACTERISTIC IMPEDANCE	50 Ω (DC TO 18.0 GHz)	
	OPERATING RELATIVE HUMIDITY	95% MAX	USED CONNECTOR	SMA.P-J	
SPECIFICATIONS					
ITEM	TEST METHOD	REQUIREMENTS	QT	AT	
CONSTRUCTION					
GENERAL EXAMINATION	VISUALLY AND BY MEASURING INSTRUMENT.	ACCORDING TO DRAWING.	X	X	
MARKING	CONFIRMED VISUALLY.		X	X	
ELECTRIC CHARACTERISTICS					
V.S.W.R.	MUST BE UNDER THE STD.VALUE AT FREQUENCY DC TO 4.0 GHz	MAXIMUM OF 1.15	X	X	
	MUST BE UNDER THE STD.VALUE AT FREQUENCY 4.0 TO 12.4 GHz	MAXIMUM OF 1.20			
	MUST BE UNDER THE STD.VALUE AT FREQUENCY 12.4 TO 18.0 GHz	MAXIMUM OF 1.30			
ATTENUATION	MUST BE UNDER THE STD.VALUE AT FREQUENCY DC TO 12.4 GHz	11.0 TO 13.0 dB.	X	X	
	MUST BE UNDER THE STD.VALUE AT FREQUENCY 12.4 TO 18.0 GHz	10.75 TO 13.25 dB			
MECHANICAL CHARACTERISTICS					
VIBRATION	FREQUENCY 10 TO 2000 Hz, TOTAL AMPLITUDE 1.52 mm, 98 m/s ² AT 4 HOURS FOR 3 DIRECTIONS.	①ELECTRICAL CHARACTERISTIC SHALL BE MET. ②NO DAMAGE, CRACK, AND LOOSENESS, OF PARTS.	X	-	
SHOCK	ACCELERATION : 490 m/s ² DURATION : 11 ms , HALF SINE WAVE 3 BOTH AXIAL DIRECTIONS, 3 TIMES EACH	①ELECTRICAL CHARACTERISTIC SHALL BE MET. ②NO DAMAGE, CRACK, AND LOOSENESS, OF PARTS.	X	-	
ENVIRONMENTAL CHARACTERISTICS					
THERMAL SHOCK	TEMPERATURE-58~-55→20~35→85~88→20~35°C TIME 30 → 5 → 30 → 5 min TEST 5 CYCLES AND LEAVE IT FOR ONE HOUR OR TWO.	①ELECTRICAL CHARACTERISTIC SHALL BE MET. ②NO DAMAGE, CRACK, AND LOOSENESS, OF PARTS.	X	-	
SALT ATMOSPHERE (CORROSION)	SALT SOLUTION CONCENTRATION 5% SALT WATER SPRAY FOR 48 HOURS.	NO CORROSION WHICH AFFECTS THE OPERATION OF COMPONENT.	X	-	
	COUNT	DESCRIPTION OF REVISIONS	DESIGNED	CHECKED	DATE
					
REMARKS			APPROVED	MT. SHIBUTANI	12.02.01
ROHS COMPLIANT			CHECKED	KY. SHIMIZU	12.02.01
Unless otherwise specified, refer to MIL-STD-202..			DESIGNED	TK. SAWAGUCHI	12.01.31
			DRAWN	TK. SAWAGUCHI	12.01.31
Note QT:Qualification Test AT:Assurance Test X:Applicable Test		DRAWING NO.	ELC4-181123-01		
	SPECIFICATION SHEET		PART NO.	AT-112V	
	HIROSE ELECTRIC CO., LTD.		CODE NO.	CL354-0273-0-00	 1/1