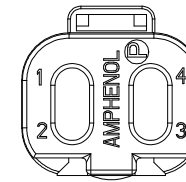
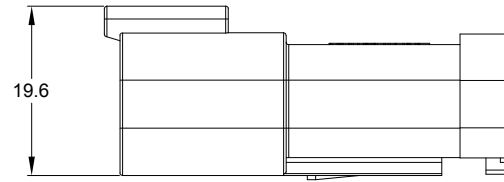
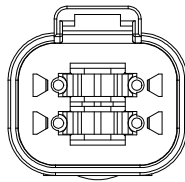
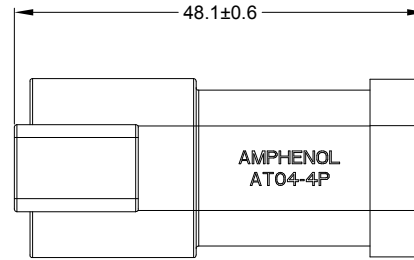
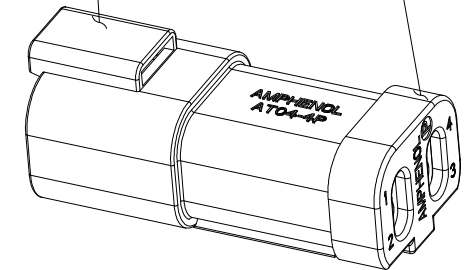


REVISIONS					
REV	ECO	DESCRIPTION	DATE	BY	APPR
A3	-	RELEASE NEW DWG FORMAT	03/JAN/14	ORION	-
A4	C0540S	UPDATE DIMENSIONS	05AUG16	JONY	TOMMY
A5	-	ADD COLOR OPTION	23NOV20	LOUIE	TOMMY



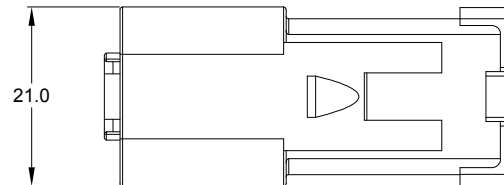
STANDARD COLOR IS GREY,
ADDITION COLOR SHOWN IN
PART NUMBER CHART

REFER TO PART NUMBER CHART FOR
AVAILABLE CONNECTOR COLORS



NOTES: UNLESS OTHERWISE SPECIFIED

- MATERIAL:
HOUSING: THERMOPLASTIC
SEAL: SILICONE RUBBER
- MODIFICATIONS: BLOCKED GROMMET
- SPECIFICATIONS:
 - CURRENT RATING: 13 AMPS
 - OPERATING TEMPERATURE: -55°C TO +125°C
 - DIELECTRIC WITHSTANDING VOLTAGE: LESS THAN 2 MILLIAMPS CURRENT LEAKAGE @ 1500 VOLTS AC.
 - INSULATION RESISTANCE: 1000 MEGOHMS MIN @ 25°C.
 - MOISTURE RESISTANCE:
IP68(1M OF WATER FOR A PERIOD OF 24 HOURS, MATED CONDITION)
IP69K(MATED CONDITION)
 - MATING CYCLE DURABILITY: 100 CYCLES
 - RoHS COMPLIANT
- MATING PART: AT06-4S* PLUG
(* = MODIFICATIONS AND COLORS)
- ALL DIMENSIONS ARE FOR REFERENCE USE ONLY.



PART NUMBER CHART	
COLOR	PART NUMBER
GREY	AT04-4P-SS01
BLACK	AT04-4P-SS01BLK
BLUE	AT04-4P-SS01BLU
BROWN	AT04-4P-SS01BRN
GREEN	AT04-4P-SS01GRN
RED	AT04-4P-SS01RED
WHITE	AT04-4P-SS01WHT
YELLOW	AT04-4P-SS01YEL
ORANGE	AT04-4P-SS01ORG

SEE PART NUMBER CHART		REF: DT04-4P-C017		ITEM
QUANTITY	PART NUMBER	DESCRIPTION		
MATERIALS LIST				
UNLESS OTHERWISE SPECIFIED		SIGNATURES		DATE
1) All dimensions are in metric(mm).		DRAWN: LOUIE		23NOV20
2) Tolerances are as follows:		CHECKED: ORION		25NOV20
1 PL DEC ±0.30		ENGINEER:		
2 PL DEC ±0.15		APPROVAL: TOMMY		27NOV20
3 PL DEC ±0.08		CUSTOMER:		
3) Note reference =		THIS DRAWING IS SUPPLIED FOR INFORMATION ONLY. DESIGN FEATURES, SPECIFICATIONS AND PERFORMANCE DATA SHOWN HEREON ARE THE PROPERTY OF THE AMPHENOL CORPORATION. NO RIGHTS OF REPRODUCTION ARE IMPLIED. ALL DIMENSIONS ARE SUBJECT TO NORMAL MANUFACTURING VARIATIONS.		
MATERIAL SPECIFICATIONS:		SIZE		TYPE
PROCESS SPECIFICATIONS:		B		C-
NEXT ASSY:		DWG NO:		REVISION
		AT04-4P-SS01XXX		A5
		SCALE: NONE		SHEET 1 OF 1

TITLE: RECEPTACLE 4 PIN, AT SERIES, BLOCKED GROMMET
DWG NO: AT04-4P-SS01XXX
REV: A5
SH: 1
OF: 1