GlobTek, Inc.
www.globtek.com
186 Veterans Drive,
Northvale, NJ 07647
Tel. (201) 784-1000
Fax (201) 784-0111

Drawing Title: GT-96180-1830-11.0-T2-PP, PoE, Passive Power Injector, Efficiency Level: USA DOE Level VI / Eco-design Directive 2009/125/EC, (EU) 2019/1782, Case Color/Style: GlobTek Black, Desktop/External, Single Port Power Over Ethernet Midspan (IEEE802.3af PoE PSE), Input Rating: 100-240V~, 50-60 Hz, IEC 60320/C8 , Output Rating: 18W, 19.0V@0.94A, Output Configuration: N/A mm, N/A/ Cond, N/A, None, Ferrite: None, N/A, GT Cord # C0745, Pin Out: PoE injector wiring Data, Data+Power, RJ45 x 2, Blades/Input Cord: Not Applicable, Approvals: CCC; CB 62368; EAC; UKCA; Conforms to 62368-1; Morocco; S-Mark 62368; WEEE; VCCI; Ukraine; China RoHS; RoHS; Level VI; CE; Double Insulation; LPS 62368; PSE; ETL; S-Mark 60950; RCM; CB 60335;	
Model No. GT-96180-1830-11.0-T2-PP	
Part No./Ordering No. GT-96180-1819-T2-PP	Rev D

In Addition to GlobTek Inc.'s renewed ISO9001:2015 - Quality Management System Certification, GlobTek Inc. is now certified to:

ISO13485:2016 - Medical Devices Quality Management System Certification
ISO14001:2015 - Environmental Management System Certification

ISO Certificates are available online at https://www.globtek.com/iso-certificates/

The acceptance of this specification and use of the product described in this document indicates the acceptance and binding of the customer to Globtek TERMS AND CONDITIONS (attached to the end of this document), which supersede all other agreements, terms, and conditions (https://en.globtek.com/terms-and-conditions/).

The purchaser of this product (Customer) agrees that it is their sole responsibility to determine suitability/fitness of the product described in this specification for their application and to take precautions for protection against any hazards attendant to the handling and use of the product.

Footnote:

GlobTek Inc. will not be liable for the safety and performance of these power supplies/battery packs if unauthorized access and repair occurs. End user should consult applicable UL, CSA or EN standards for proper installation instruction.

Limitation of Use:

GlobTek products are intended for use with commercial, medical, and/or industrial equipment only. GlobTek product are not authorized for use as mission critical components in life support hazardous environment, nuclear or aircraft applications without prior written approval from the CEO of GlobTek Inc.
Contents of this document are subject to change without prior notice.

Customer Approval of Specification:

Please approve, sign and send back to GlobTek so we can complete order processing.
A delay in receipt of this form will delay delivery schedule.

Company Name:	Customer P/N:
Quote Number:	Date:
Authorized Representative Name:	Authorized Representative Signature:

PROPRIETARY INFORMATION
PROPRIETARY OF GLOBTEK, INC. ANY REPRODUCTION, DISCLOSURE OR USE OF THIS DRAWING, IN WHOLE OR IN PART, IS HEREBY PROHIBITED EXCEPT AS SPECIFIED IN WRITING BY GLOBTEK, INC. © GlobTek, Inc. 2017 - 2022
guest /09/03/2022 8:37:45 PM

GlobTek, Inc.
www.globtek.com
186 Veterans Drive,
Northvale, NJ 07647
Tel. (201) 784-1000
Fax (201) 784-0111

Drawing Title: GT-96180-1830-11.0-T2-PP, PoE, Passive Power Injector, Efficiency Level: USA DOE Level VI / Eco-design Directive 2009/125/EC, (EU) 2019/1782, Case Color/Style: GlobTek Black, Desktop/External, Single Port Power Over Ethernet Midspan (IEEE802.3af PoE PSE), Input Rating: 100-240V~, 50-60 Hz, IEC 60320/C8 , Output Rating: 18W, 19.0V@0.94A, Output Configuration: N/A mm, N/A/ Cond, N/A, None, Ferrite: None, N/A, GT Cord # C0745, Pin Out: PoE injector wiring Data, Data+Power, RJ45 x 2, Blades/Input Cord: Not Applicable, Approvals: CCC; CB 62368; EAC; UKCA; Conforms to 62368-1; Morocco; S-Mark 62368; WEEE; VCCI; Ukraine; China RoHS; RoHS; Level VI; CE; Double Insulation; LPS 62368; PSE; ETL; S-Mark 60950; RCM; CB 60335;	
Model No. GT-96180-1830-11.0-T2-PP	
Part No./Ordering No. GT-96180-1819-T2-PP	Rev D

REVISION HISTORY

REV	DESCRIPTION	SUB	DATE	APPROVED
D	Correct Rev.B: model name GT-96180-1830-11.0-T3-PP to model name GT-96180-1830-11.0-T2-PP	QA	07/30/2019	QA
C	Update pinout to POE RJ45X2, change packing: master carton dimensions to 442*330*275 mm, gift box dimensions to 125*105*43 mm, Qty to 60 pcs/carton	QA	07/29/2019	QA
B	Update input current from 0.5A to 0.6A,add EAC, model name to GT-96180-1830-11.0-T3-PP, and output change to 0.94A	QA	06/05/2018	QA
A	Initial Release	jwarn	05/02/2017	QA

POWER SUPPLY INFORMATION

TYPE:	Desktop/External
TECHNOLOGY:	Single Port Power Over Ethernet Midspan (IEEE802.3af PoE PSE)
CASE COLOR:	GlobTek Black
NAMEPLATE RATED INPUT:	100-240V~, 50-60 Hz, 0.6A
INPUT CONFIG:	IEC 60320/C8
WATTS:	18.0
VOLTS OUT:	19.0
CURRENT OUT (Amps):	0.94
BLADE/CORD INCLUDED:	N/A Not Applicable
BLADE/CORD INSTALLED:	N/A :Not Applicable
INGRESS PROTECTION:	
GROUNDING CONFIGURATION:	(F1) Class II / Double Insulated
EFFICIENCY LEVEL:	USA DOE Level VI / Eco-design Directive 2009/125/EC, (EU) 2019/1782
OUTPUT CONFIGURATION:	N/A mm, N/A/ Cond, N/A, None, Ferrite: None, N/A, GT Cord # C0745
CONNECTOR PIN OUT:	PoE injector wiring Data, Data+Power, RJ45 x 2
LABEL SPECS:	Standard GT,L-1186
SPECIAL BARCODE LABEL MATERIAL:	No
PACK SPEC:	Standard DT, Individually Box
USER MANUAL:	

PROPRIETARY INFORMATION
PROPRIETARY OF GLOBTEK, INC. ANY REPRODUCTION, DISCLOSURE OR USE OF THIS DRAWING, IN WHOLE OR IN PART, IS HEREBY PROHIBITED EXCEPT AS SPECIFIED IN WRITING BY GLOBTEK, INC. © GlobTek, Inc. 2017 - 2022
guest /09/03/2022 8:37:45 PM

GlobTek, Inc.
www.globtek.com
186 Veterans Drive,
Northvale, NJ 07647
Tel. (201) 784-1000
Fax (201) 784-0111

Drawing Title: GT-96180-1830-11.0-T2-PP, PoE, Passive Power Injector, Efficiency Level: USA DOE Level VI / Eco-design Directive 2009/125/EC, (EU) 2019/1782, Case Color/Style: GlobTek Black, Desktop/External, Single Port Power Over Ethernet Midspan (IEEE802.3af PoE PSE), Input Rating: 100-240V~, 50-60 Hz, IEC 60320/C8 , Output Rating: 18W, 19.0V@0.94A, Output Configuration: N/A mm, N/A/ Cond, N/A, None, Ferrite: None, N/A, GT Cord # C0745, Pin Out: PoE injector wiring Data, Data+Power, RJ45 x 2, Blades/Input Cord: Not Applicable, Approvals: CCC; CB 62368; EAC; UKCA; Conforms to 62368-1; Morocco; S-Mark 62368; WEEE; VCCI; Ukraine; China RoHS; RoHS; Level VI; CE; Double Insulation; LPS 62368; PSE; ETL; S-Mark 60950; RCM; CB 60335;	
Model No. GT-96180-1830-11.0-T2-PP	
Part No./Ordering No. GT-96180-1819-T2-PP	Rev D

Notes/Modifications/Customizations (notes in this section supersede the values shown in the standard spec):

DIMENSIONS ARE IN MM UNLESS SPECIFIED OTHERWISE.

PROPRIETARY INFORMATION

PROPRIETARY OF GLOBTEK, INC. ANY REPRODUCTION, DISCLOSURE OR USE OF THIS DRAWING, IN WHOLE OR IN PART, IS HEREBY PROHIBITED EXCEPT AS SPECIFIED IN WRITING BY GLOBTEK, INC. © GlobTek, Inc. 2017 - 2022

guest /09/03/2022 8:37:45 PM

ELECTRICAL SPECIFICATIONS

GlobTek's 18W and 36W Passive Power over Ethernet Midspan Injectors offers cost effective and reliable solution for remote powering of specialized non-standard Ethernet Powered Devices requiring up to 36 Watts over existing network infrastructure. These Passive Injectors are configured to provide 18 or 36 watts of power over two pairs (4,5 + and 7,8 -) per IEEE 802.3 defined wires.
When the load device is connected, GlobTek's Passive PoE Injector will immediately source power to the Powered Device.
GlobTek's 56V Passive PoE Injectors are designed to function with and provide power to any IEEE 802.3af or 802.3at PoE device.
For specialized applications Globtek can also provide lower output voltage models between 18V and 54V with reduced circuit complexity, these are referred to as our Simple Power over Ethernet Injector products.

MAIN FEATURES

- Cost Effective Passive PoE, supplies continuous power without requiring handshaking communications
- Output can source up to 18W or 36W at 18V, 24V, 36V, 48V, 54V or 56V
- Withstands high energy EMI Immunity events without going into latched shutdown state
- Short Circuit and Overload Protection protects Ethernet cabling if Splitter has a Short Circuit
- Green LED Indicates Output Power Availability
- Passive PoE models can transfer 10/100/1000 BaseT Data Rates (Gigabit compatible)
- Simple, Low Cost PoE models can transfer 10/100 BaseT Data Rates
- Universal Input Power from 100Vac to 240Vac
- Green Design: Compliant to DoE Efficiency level VI requirement
- Full Protection for Over Voltage and Current
- Compact 104 x 54 x 40 mm (w/o MTG Flange)

APPLICATIONS

- Custom Ethernet Power Distribution Architecture
- Network Security Cameras
- Point of Sales
- Industrial Controllers
- Electronic Time Card Readers
- Building Security Systems
- Network Camera with Pan, Tilt and Zoom Features
- Electronic Signs
- RFID Readers
- Motion Sensors
- HVAC Controllers
- Magnetic Card Readers
- Digital Time clock

A) ELECTRICAL SPECIFICATIONS:

INPUT
Input Range: 90-264 Vac (85-264Vac @ 85% of rated output power)
Input Line Frequency: 47-63Hz

PROPRIETARY INFORMATION
PROPRIETARY OF GLOBTEK, INC. ANY REPRODUCTION, DISCLOSURE OR USE OF THIS DRAWING, IN WHOLE OR IN PART, IS HEREBY PROHIBITED EXCEPT AS SPECIFIED IN WRITING BY GLOBTEK, INC. © GlobTek, Inc. 2017 - 2022
guest /09/03/2022 8:37:45 PM

Input Current:< 1A RMS @ 90Vac Full Load for 36W
< 0.6A RMS @ 90Vac Full Load for 18W
Inrush Current: 30/60A max at 115/230Vac
No load Power: < 100mW
Efficiency: > 87.4%, 4 Point Avg efficiency. Typical at Full Load for 36W
> 85.0%, 4 Point Avg efficiency. Typical at Full Load for 18W
Turn on-delay: 1 Second Typical @ 115Vac
Input Line Protection: MOV Transient protected.
Hold-up time: 8ms typical at nominal input voltage and full load
Touch current at output: <100uA
Earth Leakage current at input: <100uA
Isolation: Input to Output, 3000 VAC

OUTPUT
Power Injection Pins: 4&5 for V+ and 7&8 for Common
Port Voltage: 56V standard, 18V to 54V optional
Port Power: 18W or 36W Max
Port Voltage Regulation: +/-3%, and less than 57Vdc
Port Voltage Ripple: 100mVpp max

B) ENVIRONMENTAL
Temperature: Operating, -10C to 40C
Storage, -30C to 80C
Humidity: 0% to 95% Relative Humidity, Non-Condensing
Altitude: Operating, Up to 5000M

C) MECHANICALS / ENCLOSURE
Housing: High impact plastic, 94V0 polycarbonate, non-vented
Markings: Label and/or Pad Printed and/or Molded in the case
Dimensions: 104*54*40 mm (w/o MTG Flange)
Weight: 0.35 Lb, 155 gr.
AC Input mechanical options: Desktop C6, C8, C14 or C18 IEC Inlet.
Hybrid option (Desktop or Changeable Blade Wall Plug-in) Class I or Class II input
Data and Data+Power Connector: Fully Shielded RJ45

D) EMISSIONS and IMMUNITY
Emission: Meets FCC Class B Part 15, EN55022 Class B
Immunity: Meets the following;
EN610000-6-2 (Industrial Level Immunity Compliance, extended levels shown in parenthesis)
EN 61000-4-2 ESD (+/-18KV Air, +/-8KV Contact, criteria A) (+/-20KV Air, +/-10KV Contact, criteria B)
EN 61000-4-3 Radiated Immunity
EN 61000-4-4 EFT (+/-2.5KV, criteria A) (+/-4KV, criteria B)

PROPRIETARY INFORMATION
PROPRIETARY OF GLOBTEK, INC. ANY REPRODUCTION, DISCLOSURE OR USE OF THIS DRAWING, IN WHOLE OR IN PART, IS HEREBY PROHIBITED EXCEPT AS SPECIFIED IN WRITING BY GLOBTEK, INC. © GlobTek, Inc. 2017 - 2022
guest /09/03/2022 8:37:45 PM

EN 61000-4-5 Surge (+/-2KV Line-Line, +/-4KV Line to Gnd, criteria A)
EN 61000-4-6 Conducted Susceptibility
EN 61000-4-11 Voltage Dips and Interrupts
EN 61000-3-2 Harmonics, Class A

E) SAFETY APPROVALS
Compliant Safety Standards: See listings at end of this drawing for specifics

F) INTEROPERABILITY: Passive and Simple 48V and 56V models work with all types of AF and AT Splitters and PoE appliances with appropriate input power requirements

G) SPECIAL OPTIONS
1. Custom Markings
2. High Rel PCB laminate with Plated through Holes for IPC610 Class 2 Compliance
3. Special Housing Color
4. Reduced Output Voltage, 18V to 54V

18W PoE Injector, Ethernet InterOperability and Compatibility Testing

Injector tested: *Model GT-96180-1856*, rated 18W output, 56Vdc, IEEE802.3-2003 af Compliant

Note, assuming 80% eff splitter, max Pout = 14.4W (14.4/18 = 0.8)

Splitter Model Used	Splitter Description	Splitter O/P Power Rating	Splitter Load During Testing
GlobTek GT-91087	5V, af type	8W	7.5W
PowerDSIne PD-AS-601/5	5V, af type	10W	
Linksys POEES5	5V, af type	10W	
Axis 5008-001-02	5V, af type	10W	
PowerDSIne PD-AS-701/12	12V, at type	24W	14W
Phihong POE21-120-R	12V, at type	21W	
Cisco 7970 Series Phone	IP Phone, af type	Input to Phone rating 48V, 0.38A	

100BaseT/1000 Base T network digital transmission testing

(During testing ethernet communications is passed thru Injector and then Splitter and then to a computer)
Injector tested: *Model GT-96180-1856*, rated 18W output, 56Vdc, IEEE802.3-2003 af Compliant

Injector is Gigabit designed and tested, to 100 Base T and 1000 Base T

Splitter Model Used	Splitter Description	P/F	Notes:
Axis 5008-001-02	100 Base T rating	P	Limited bandwidth splitter
PowerDSIne PD-AS-701/12	1000 Base T rating	P	Full bandwidth splitter

PROPRIETARY INFORMATION
PROPRIETARY OF GLOBTEK, INC. ANY REPRODUCTION, DISCLOSURE OR USE OF THIS DRAWING, IN WHOLE OR IN PART, IS HEREBY PROHIBITED EXCEPT AS SPECIFIED IN WRITING BY GLOBTEK, INC. © GlobTek, Inc. 2017 - 2022
guest /09/03/2022 8:37:45 PM

GlobTek, Inc.
www.globtek.com
186 Veterans Drive,
Northvale, NJ 07647
Tel. (201) 784-1000
Fax (201) 784-0111

Drawing Title: GT-96180-1830-11.0-T2-PP, PoE, Passive Power Injector, Efficiency Level: USA DOE Level VI / Eco-design Directive 2009/125/EC, (EU) 2019/1782, Case Color/Style: GlobTek Black, Desktop/External, Single Port Power Over Ethernet Midspan (IEEE802.3af PoE PSE), Input Rating: 100-240V~, 50-60 Hz, IEC 60320/C8 , Output Rating: 18W, 19.0V@0.94A, Output Configuration: N/A mm, N/A/ Cond, N/A, None, Ferrite: None, N/A, GT Cord # C0745, Pin Out: PoE injector wiring Data, Data+Power, RJ45 x 2, Blades/Input Cord: Not Applicable, Approvals: CCC; CB 62368; EAC; UKCA; Conforms to 62368-1; Morocco; S-Mark 62368; WEEE; VCCI; Ukraine; China RoHS; RoHS; Level VI; CE; Double Insulation; LPS 62368; PSE; ETL; S-Mark 60950; RCM; CB 60335;	
Model No. GT-96180-1830-11.0-T2-PP	
Part No./Ordering No. GT-96180-1819-T2-PP	Rev D

TO ADDRESS SYSTEM-LEVEL EMI CONCERNS, FERRITE CHOKES/BEADS MAY BE ADDED/REVISED UPON REQUEST. A SAMPLE KIT OF GLOBTEK'S STANDARD FERRITES IS AVAILABLE UNDER GLOBTEK P/N: EMI-MITIGATION-KIT1

FOR ADDITIONAL INFORMATION, PLEASE READ OUR WHITE PAPER AT:
https://en.globtek.com/technical-articles/ferrite-kit-radiated-emi-suppression-kit-for-globtek-power-supplies-cable-assemblies

PROPRIETARY INFORMATION
PROPRIETARY OF GLOBTEK, INC. ANY REPRODUCTION, DISCLOSURE OR USE OF THIS DRAWING, IN WHOLE OR IN PART, IS HEREBY PROHIBITED EXCEPT AS SPECIFIED IN WRITING BY GLOBTEK, INC. © GlobTek, Inc. 2017 - 2022
guest /09/03/2022 8:37:45 PM

GlobTek, Inc. www.globtek.com 186 Veterans Drive, Northvale, NJ 07647 Tel. (201) 784-1000 Fax (201) 784-0111	Drawing Title: GT-96180-1830-11.0-T2-PP, PoE, Passive Power Injector, Efficiency Level: USA DOE Level VI / Eco-design Directive 2009/125/EC, (EU) 2019/1782, Case Color/Style: GlobTek Black, Desktop/External, Single Port Power Over Ethernet Midspan (IEEE802.3af PoE PSE), Input Rating: 100-240V~, 50-60 Hz, IEC 60320/C8 , Output Rating: 18W, 19.0V@0.94A, Output Configuration: N/A mm, N/A/ Cond, N/A, None, Ferrite: None, N/A, GT Cord # C0745, Pin Out: PoE injector wiring Data, Data+Power, RJ45 x 2, Blades/Input Cord: Not Applicable, Approvals: CCC; CB 62368; EAC; UKCA; Conforms to 62368-1; Morocco; S-Mark 62368; WEEE; VCCI; Ukraine; China RoHS; RoHS; Level VI; CE; Double Insulation; LPS 62368; PSE; ETL; S-Mark 60950; RCM; CB 60335;	
	Model No. GT-96180-1830-11.0-T2-PP	
	Part No./Ordering No. GT-96180-1819-T2-PP	Rev D

3D File Download https://www.globtek.com/dl/GT-96180-18VV-T2-PP.stp

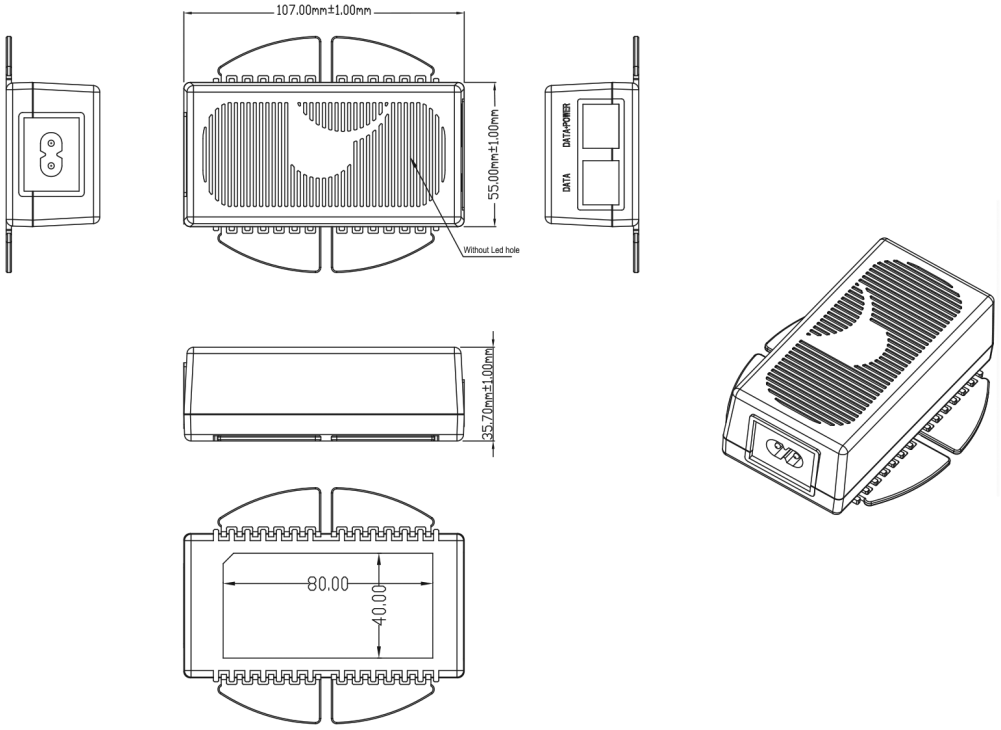

PROPRIETARY INFORMATION
PROPRIETARY OF GLOBTEK, INC. ANY REPRODUCTION, DISCLOSURE OR USE OF THIS DRAWING, IN WHOLE OR IN PART, IS HEREBY PROHIBITED EXCEPT AS SPECIFIED IN WRITING BY GLOBTEK, INC. © GlobTek, Inc. 2017 - 2022
guest /09/03/2022 8:37:45 PM

GlobTek, Inc.
www.globtek.com
186 Veterans Drive,
Northvale, NJ 07647
Tel. (201) 784-1000
Fax (201) 784-0111

Drawing Title: GT-96180-1830-11.0-T2-PP, PoE, Passive Power Injector, Efficiency Level: USA DOE Level VI / Eco-design Directive 2009/125/EC, (EU) 2019/1782, Case Color/Style: GlobTek Black, Desktop/External, Single Port Power Over Ethernet Midspan (IEEE802.3af PoE PSE), Input Rating: 100-240V~, 50-60 Hz, IEC 60320/C8 , Output Rating: 18W, 19.0V@0.94A, Output Configuration: N/A mm, N/A/ Cond, N/A, None, Ferrite: None, N/A, GT Cord # C0745, Pin Out: PoE injector wiring Data, Data+Power, RJ45 x 2, Blades/Input Cord: Not Applicable, Approvals: CCC; CB 62368; EAC; UKCA; Conforms to 62368-1; Morocco; S-Mark 62368; WEEE; VCCI; Ukraine; China RoHS; RoHS; Level VI; CE; Double Insulation; LPS 62368; PSE; ETL; S-Mark 60950; RCM; CB 60335;	
Model No. GT-96180-1830-11.0-T2-PP	
Part No./Ordering No. GT-96180-1819-T2-PP	Rev D

DERATING CURVE

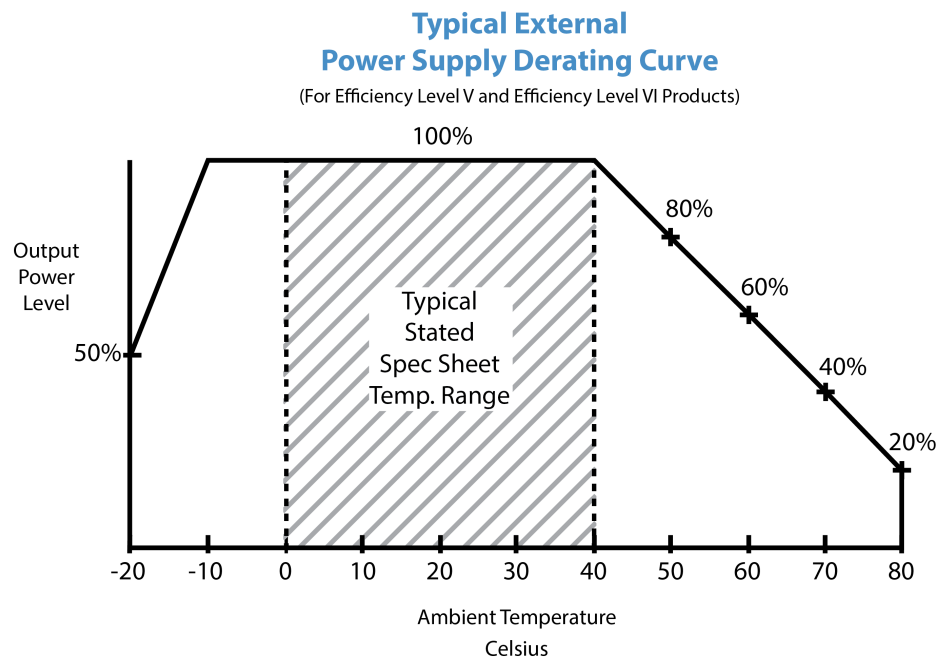

PROPRIETARY INFORMATION
PROPRIETARY OF GLOBTEK, INC. ANY REPRODUCTION, DISCLOSURE OR USE OF THIS DRAWING, IN WHOLE OR IN PART, IS HEREBY PROHIBITED EXCEPT AS SPECIFIED IN WRITING BY GLOBTEK, INC. © GlobTek, Inc. 2017 - 2022
guest /09/03/2022 8:37:45 PM

INPUT CONFIGURATION

(F1) Class II / Double Insulated

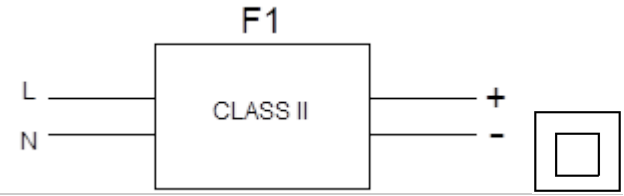

Alternate grounding configurations available upon request.

Blades/Cord Included:N/A:Not Applicable

Blades/Cord Installed:N/A:Not Applicable

IEC 60320/C8 AC Inlet connector, Class II, Non-Earth Ground (aka "Figure-8")

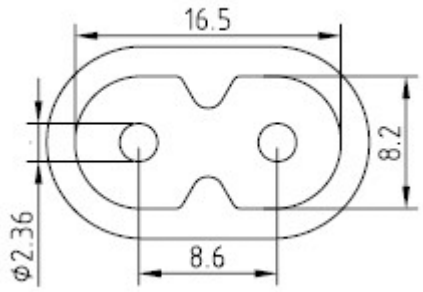

Mates with IEC 60320/C7 Plug

Below are standard cordsets which are "not included" (unless stated above); these may be purchased separately or packaged with the power supply. Please contact your Sales Engineer if the style required is not shown below. Many more available in different lengths, colors or cable material.

Standard International IEC 320/C7 Cordsets

Part Number	Type	Standard	Connector	Length (mm)	Length (feet)
2094112M703(R)	Argentina (Type I)	IRAM 2063	IEC 320/C7	2000	7
5014112M703A(R)	Australian (Type I)	AS 3112	IEC 320/C7	2000	7
207B4111M8703(R)	Brazil (Type N)	NBR14136	IEC 320/C7	1800	6
			IEC		

PROPRIETARY INFORMATION
PROPRIETARY OF GLOBTEK, INC. ANY REPRODUCTION, DISCLOSURE OR USE OF THIS DRAWING, IN WHOLE OR IN PART, IS HEREBY PROHIBITED EXCEPT AS SPECIFIED IN WRITING BY GLOBTEK, INC. © GlobTek, Inc. 2017 - 2022
guest /09/03/2022 8:37:45 PM

4533501M8703(R)	China (Type A)	GB 2099.1	320/C7	1830	6
2074112M703A(R)	European (Type C)	CEE 7/16	IEC 320/C7	2000	7
2074112M703AEUSA(R)	European/South Africa Combo(Type C)	CEE 7/16	IEC 320/C7	2000	7
2084111M8703B(R)	India (Type D)	IS 1293	IEC 320/C7	1800	6
451J3401M8703(R)	Japan (Type A)	JIS 8303	IEC 320/C7	1830	6
2044112M703A(R)	Korea (Type C)	KS C8305	IEC 320/C7	2000	7
4511116F703A(R)	North America (Type A)	NEMA 1-15P	IEC 320/C7	1830	6
2084111M8703(R)	South Africa (Type M)	BS 546	IEC320/C7	1830	6
4033401M8703A(R)	Taiwan (Type A)	CNS690	IEC 320/C7	1830	6
6104112M703A(R)	UK, Hong Kong, Singapore, Gulf States (Type G)	BS1363	IEC 320/C7	2000	7
451G1116F703A(R)	Gulf States (Kuwait, Bahrain, Oman, Qatar, Saudi Arabia, Yemen and the United Arab Emirates (UAE)(Type A)	Nema 1-15P	IEC320/C7	1830	6
6303742M5703(R)	Thailand (Type C)	TIS 166-2549	IEC320/C7	2500	8

PROPRIETARY INFORMATION

PROPRIETARY OF GLOBTEK, INC. ANY REPRODUCTION, DISCLOSURE OR USE OF THIS DRAWING, IN WHOLE OR IN PART, IS HEREBY PROHIBITED EXCEPT AS SPECIFIED IN WRITING BY GLOBTEK, INC. © GlobTek, Inc. 2017 - 2022

guest /09/03/2022 8:37:45 PM

GlobTek, Inc.
www.globtek.com
186 Veterans Drive,
Northvale, NJ 07647
Tel. (201) 784-1000
Fax (201) 784-0111

Drawing Title: GT-96180-1830-11.0-T2-PP, PoE, Passive Power Injector, Efficiency Level: USA DOE Level VI / Eco-design Directive 2009/125/EC, (EU) 2019/1782, Case Color/Style: GlobTek Black, Desktop/External, Single Port Power Over Ethernet Midspan (IEEE802.3af PoE PSE), Input Rating: 100-240V~, 50-60 Hz, IEC 60320/C8 , Output Rating: 18W, 19.0V@0.94A, Output Configuration: N/A mm, N/A/ Cond, N/A, None, Ferrite: None, N/A, GT Cord # C0745, Pin Out: PoE injector wiring Data, Data+Power, RJ45 x 2, Blades/Input Cord: Not Applicable, Approvals: CCC; CB 62368; EAC; UKCA; Conforms to 62368-1; Morocco; S-Mark 62368; WEEE; VCCI; Ukraine; China RoHS; RoHS; Level VI; CE; Double Insulation; LPS 62368; PSE; ETL; S-Mark 60950; RCM; CB 60335;	
Model No. GT-96180-1830-11.0-T2-PP	
Part No./Ordering No. GT-96180-1819-T2-PP	Rev D

OUTPUT CORD AND CONNECTOR: None/C0745

ACTUAL CONNECTORS, OVERMOLDS, FERRITES MAY VARY SLIGHTLY FROM THE PICTURE BELOW

CABLE TYPE	N/A
CABLE LENGTH (mm)	N/A
CABLE TOLERANCE (mm)	N/A
WIRE GAUGE (AWG)	N/A
CONDUCTORS	
HANK DIMENSION (mm)	N/A
CABLE / CONNECTOR OVERMOLD COLOR	N/A
FERRITE TYPE / DIMENSION	None
FERRITE # OF TURNS(Definition)	N/A
FERRITE DIMENSION FROM STRAIN RELIEF	N/A
FERRITE DIMENSION FROM PLUG	N/A
PLUG TYPE	None
OUTPUT CONNECTOR GENDER	
OVERMOLDED	
OVER MOLD ORIENTATION	N/A
CONNECTOR PIN OUT:	PoE injector wiring Data, Data+Power, RJ45 x 2
ADDITIONAL REQUIREMENTS	

ADDITIONAL OUTPUT PLUG OPTIONS ARE AVAILABLE AT https://www.globtek.com/connectors/
STANDARD PLUGS AND CONNECTORS CAN BE SEEN ONLINE AT https://www.globtek.com/connectors/
CALCULATE VOLTAGE REGULATION/DROP WITH OUR ONLINE CALCULATOR: https://en.globtek.com/output-cable-regulation-calculator/

PROPRIETARY INFORMATION
PROPRIETARY OF GLOBTEK, INC. ANY REPRODUCTION, DISCLOSURE OR USE OF THIS DRAWING, IN WHOLE OR IN PART, IS HEREBY PROHIBITED EXCEPT AS SPECIFIED IN WRITING BY GLOBTEK, INC. © GlobTek, Inc. 2017 - 2022
guest /09/03/2022 8:37:45 PM

OUTPUT CONNECTOR HOOK UP

TO ADDRESS SYSTEM-LEVEL EMI CONCERNS, FERRITE CHOKES/BEADS MAY BE ADDED/REVISED UPON REQUEST. A SAMPLE KIT OF GLOBTEK'S STANDARD FERRITES IS AVAILABLE UNDER GLOBTEK P/N: EMI-MITIGATION-KIT1

FOR ADDITIONAL INFORMATION, PLEASE READ OUR WHITE PAPER AT:
https://en.globtek.com/technical-articles/ferrite-kit-radiated-emi-suppression-kit-for-globtek-power-supplies-cable-assemblies

PROPRIETARY INFORMATION
PROPRIETARY OF GLOBTEK, INC. ANY REPRODUCTION, DISCLOSURE OR USE OF THIS DRAWING, IN WHOLE OR IN PART, IS HEREBY PROHIBITED EXCEPT AS SPECIFIED IN WRITING BY GLOBTEK, INC. © GlobTek, Inc. 2017 - 2022
guest /09/03/2022 8:37:45 PM

GlobTek, Inc.
www.globtek.com
186 Veterans Drive,
Northvale, NJ 07647
Tel. (201) 784-1000
Fax (201) 784-0111

Drawing Title: GT-96180-1830-11.0-T2-PP, PoE, Passive Power Injector, Efficiency Level: USA DOE Level VI / Eco-design Directive 2009/125/EC, (EU) 2019/1782, Case Color/Style: GlobTek Black, Desktop/External, Single Port Power Over Ethernet Midspan (IEEE802.3af PoE PSE), Input Rating: 100-240V~, 50-60 Hz, IEC 60320/C8 , Output Rating: 18W, 19.0V@0.94A, Output Configuration: N/A mm, N/A/ Cond, N/A, None, Ferrite: None, N/A, GT Cord # C0745, Pin Out: PoE injector wiring Data, Data+Power, RJ45 x 2, Blades/Input Cord: Not Applicable, Approvals: CCC; CB 62368; EAC; UKCA; Conforms to 62368-1; Morocco; S-Mark 62368; WEEE; VCCI; Ukraine; China RoHS; RoHS; Level VI; CE; Double Insulation; LPS 62368; PSE; ETL; S-Mark 60950; RCM; CB 60335;	
Model No. GT-96180-1830-11.0-T2-PP	
Part No./Ordering No. GT-96180-1819-T2-PP	Rev D

LABEL:L-1186

LABEL P/N:	Standard GT
MATERIAL:	Flat Thermal Transfer, Imprintable, Polyester Label and/or Pad Printed and/or Molded, and/or Laser Engraved in the case
BACKGROUND COLOR:	Black if housing is Black, White or Silver if housing is White or Gray.
TEXT COLOR:	White or Silver if label is Black Background for Black housing. Black if label is White or Silver background and Housing is White or Gray.
LABEL WIDTH (mm):	40
LABEL HEIGHT (mm):	80
SPECIAL BARCODE LABEL MATERIAL:	No

Below is the minimum information which will appear on the label. NOTE: in the logo area additional/actual positioning of symbols and text is subjected to change as per agency updates/requirements or additional model approvals become available.
Regulatory certifications/label markings may be in logo area on the label or molded into the case housing outside the label area.
Information will be shown via label and/or pad printed and/or molded and/or laser engraved in the case. * Date code markings at GlobTek option
.

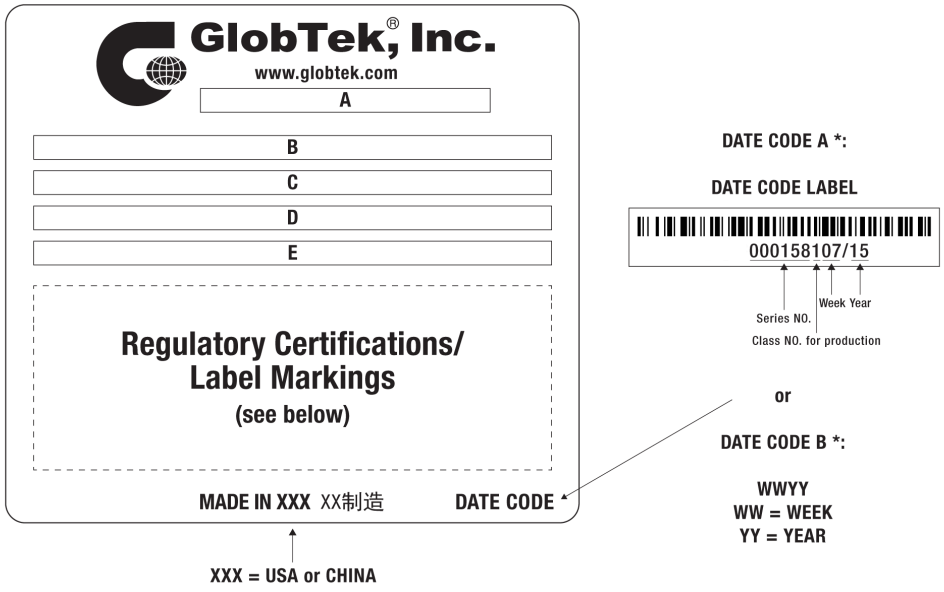

A=PoE, Passive Power Injector
B=P/N: (料号) GT-96180-1819-T2-PP
C=Model (型号) GT-96180-1830-11.0-T2-PP
D=Input (输入)100-240V~, 50-60 Hz, 0.6A
E=Output (输出)19.0 V ⎓ 0.94 A, 18.0W

PROPRIETARY INFORMATION
PROPRIETARY OF GLOBTEK, INC. ANY REPRODUCTION, DISCLOSURE OR USE OF THIS DRAWING, IN WHOLE OR IN PART, IS HEREBY PROHIBITED EXCEPT AS SPECIFIED IN WRITING BY GLOBTEK, INC. © GlobTek, Inc. 2017 - 2022
guest /09/03/2022 8:37:45 PM

AGENCY ONLINE DOCUMENTS	http://www.globtek.info/certs/GT-96180-POE/
CE EC-Declaration for Medical	Contact GlobTek for more information
CE EC-Declaration for Industrial/Commercial/ITE	http://globtek.force.com/models/ec_declaration_product?id=01ta0000007dRJp&i=2
CE EC-Declaration for Household	Contact GlobTek for more information
UKCA-Declaration for Medical	Contact GlobTek for more information
UKCA-Declaration for Industrial/Commercial/ITE	http://globtek.force.com/models/ukca_declaration_product?id=01ta0000007dRJp&i=2
UKCA-Declaration for Household	Contact GlobTek for more information
Morocco SDoC Declaration	https://globtek.secure.force.com/models/Morocco_SDoC_Declaration?id=a0Oa000000FiJi0EAF
RoHS/RoHS3 Declaration	https://www.globtek.com/pdf/rohs_cert/01ta0000007dRJpAAM
REACH Declaration	https://www.globtek.com/pdf/iso_certificates/REACH.pdf
Conflict Minerals Declaration	https://www.globtek.com/pdf/conflict-minerals.pdf
Prop 65 Statement	https://en.globtek.com/prop-65-statement.pdf

IPXY rating is based on 3rd party testing and customers should check suitability and test system level IPXY rating before ordering.

Regulatory Certifications/Label Markings

Below follows a link to the latest regulatory certifications and marks for this specific product. National standards as well as certification schemes are constantly changing and so is the set of certification marks and symbols applicable to this product. Various standards, marks and symbols, and certificates are subject to change at any time without notice.

Additional standards or unique country certifications are available upon request. Please contact Globtek to request a quotation.

LATEST PRODUCT/MODEL CERTIFICATIONS:	https://www.globtek.com/datasheet/w70782
AGENCY ONLINE DOCUMENTS:	http://www.globtek.info/certs/GT-96180-POE/
	(F1) Class II / Double Insulated
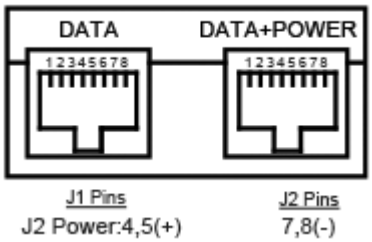	PoE injector wiring Data, Data+Power, RJ45 x 2

PROPRIETARY INFORMATION

PROPRIETARY OF GLOBTEK, INC. ANY REPRODUCTION, DISCLOSURE OR USE OF THIS DRAWING, IN WHOLE OR IN PART, IS HEREBY PROHIBITED EXCEPT AS SPECIFIED IN WRITING BY GLOBTEK, INC. © GlobTek, Inc. 2017 - 2022

guest /09/03/2022 8:37:45 PM

PACKAGING

Packing Spec P/N:	Standard DT, Individually Box
Box Qty:	60
Gift Box Size (mm):	125*105*43
Gift Box Color:	White
Master Carton Size (mm):	442 x 330 x 275
Master Carton Cubic Volume (m^3):	0.04
Master GW (Kg):	kg
BLADES INCLUDED:	N/A: Not Applicable
BLADE/CORD INSTALLED:	N/A: Not Applicable
USER MANUAL*:	
USER MANUAL WEB LINK:	

* This specification sheet is considered the user manual for all applications. It is expected that the buyer of this product will use it to formulate their own user manual for their end product and a user manual specifically for the power adapter is not usually required. If a user manual is not specifically listed above then none will be provided with this unit.

If specific packaging is required, this section must specify all requirements and note “no exceptions”. If this section does not specify packaging, it is subject to change without notice at GlobTek’s discretion

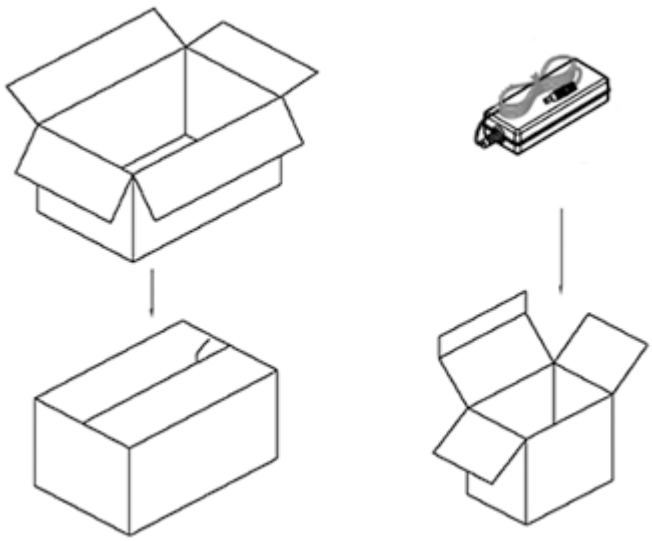

PROPRIETARY INFORMATION

PROPRIETARY OF GLOBTEK, INC. ANY REPRODUCTION, DISCLOSURE OR USE OF THIS DRAWING, IN WHOLE OR IN PART, IS HEREBY PROHIBITED EXCEPT AS SPECIFIED IN WRITING BY GLOBTEK, INC. © GlobTek, Inc. 2017 - 2022

guest /09/03/2022 8:37:45 PM

INSTRUCTIONS TO THE OEM SYSTEMS ENGINEER

It is the responsibility of the OEM systems engineer to provide the end system user instructions and warnings for the use of this product in the end system.

If an input cord is required for this product, AC Mains voltage should be provided to the power supply by a power supply cord approved to the national standards of the country in which it will be used.

This product is not designed to be repaired. No serviceable parts inside. A blown internal fuse is an indication of catastrophic failure of circuit component(s). If a Failure Analysis is required for a failed power supply/battery charger, please return the damaged unit to GlobTek for an accurate determination of the root cause of the failure.

EMC Compliance of the complete OEM product, including the GlobTek power supply/battery charger needs to be verified by the OEM systems engineer.

INSTRUCTION SHEET

N/A

PROPRIETARY INFORMATION

PROPRIETARY OF GLOBTEK, INC. ANY REPRODUCTION, DISCLOSURE OR USE OF THIS DRAWING, IN WHOLE OR IN PART, IS HEREBY PROHIBITED EXCEPT AS SPECIFIED IN WRITING BY GLOBTEK, INC. © GlobTek, Inc. 2017 - 2022

guest /09/03/2022 8:37:45 PM