# RIGHT ANGLE PLUG FULL CRIMP-TYPE
## CABLE 11/50 D

# R161.187.000
**SERIES N**

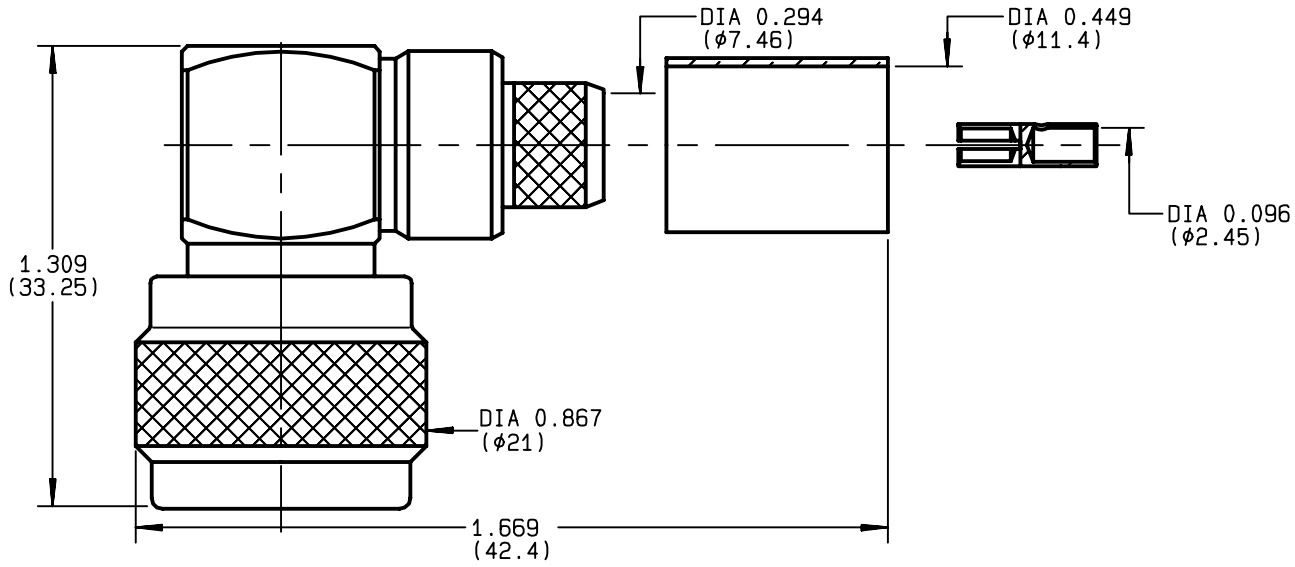


| | | |
|---|---|---|
| NOMINAL IMPEDANCE | **50** | Ω |
| FREQUENCY RANGE | **0-11** | GHz |
| TEMPERATURE RATING | **-55/+155** | °C |
| V.S.W.R | **1.40*** + | x F(GHz)Maxi |
| RF INSERTION LOSS | **0.07** $\sqrt{F}$(GHz) | dB Maxi |
| VOLTAGE RATING | **1400** | Veff Maxi |
| DIELECTRIC WITHSTANDING VOLTAGE | **2500** | Veff Mini |
| INSULATION RESISTANCE | **5000** | MΩMini |
| HERMETIC SEAL | **NA** | $Atm.cm^3/s$ |
| LEAKAGE (pressurized only) | **NA** | |
| MECHANICAL DURABILITY | **500** | Cycles |
| WEIGHT | **46** | gr |
| SPECIFICATION | | |
| | *** 0-9 GHz.** | |

CABLES : **KX 13**
**RG 214**
**RG 225**

OTHERS CHARACTERISTICS

| | | |
|---|---|---|
| CABLE RETENTION | **400** | N Mini |
| CENTER CONTACT RETENTION | | |
| Axial force - mating end | **27** | N Mini |
| Axial force - opposite end | **27** | N Mini |
| Torque | **NA** | cm.N Mini |
| RECOMMENDED TORQUES | | |
| Mating | **130** | cm.N |
| Panel nut | **NA** | cm.N |
| Clamp nut | **NA** | cm.N |

| CONNECTOR PARTS | MATERIALS | FINISH (all values are given in micrometers) |
|---|---|---|
| BODY | BRASS | BBR 2 |
| OUTER CONTACT | BRASS | BBR 2 |
| CENTER CONTACT | BRASS | GOLD 0.5 OVER NICKEL 2 |
| INSULATOR | PTFE | - |
| GASKET | SILICONE RUBBER | - |
| OTHERS PIECES | BRASS | BBR 2 |

| ISSUE | CREATION DATE | FILE PART-NUMBER |
|---|---|---|
| 9820B01 | 18/02/1993 | EPC 96-07 |

BONOMINI

RADIALL®

The information given here is subject to change without notice.
Design changes may be in order to improve the product .

*Connect to the future*

RADIALL®

# R161.187.000

ISSUE 9820B01 SERIES N

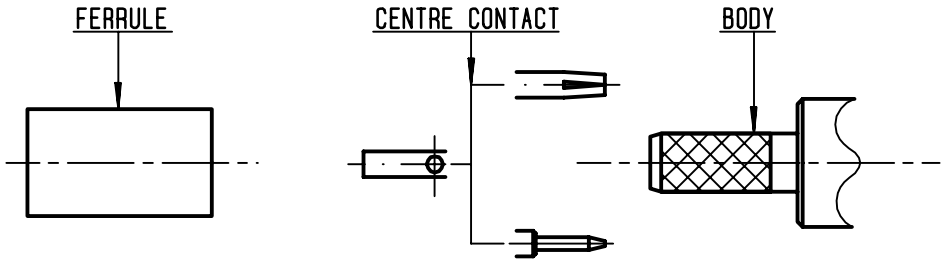


①

Slide onto the cable the ferrule .
-
Strip the cable .
-
-

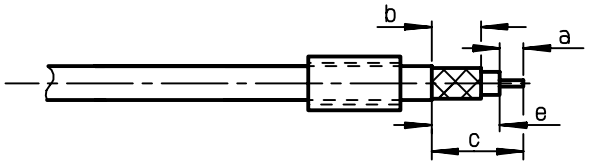


| Stripping | a | b | c | d | e |
|---|---|---|---|---|---|
| inch | 0.177 | 0.315 | 0.591 | 0 | 0.413 |
| mm | 4.5 | 8 | 15 | | 10.5 |

②

Slide on centre contact until it bottoms against cable dielectrique .
Crimp centre contact , crimping tool R 282 231 000 ( Hex. : .10 ) or crimping tool R 282 293 000 ( M22520/5-01 ) + dies R 282 235 116 ( Y 116 DANIELS ) .
-
-

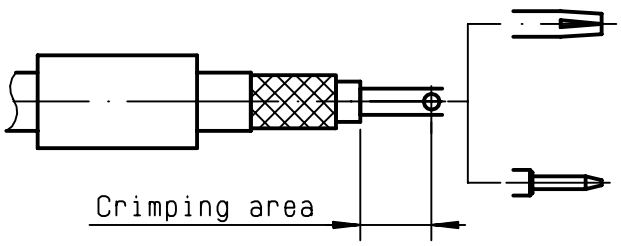


③

Fan the braid .
Slide cable into the body until bottoms against insulator .
Slide ferrule over the braid .
(In direction F)

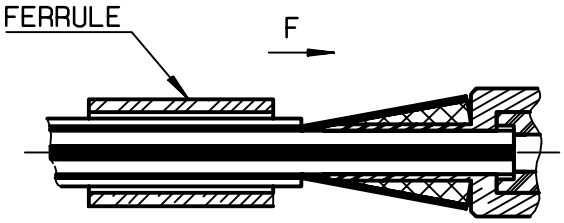


④

Crimp the ferrule with crimping tool R 282 231 000 ( Hex. : .415 ) or crimping tool R 282 293 000 ( M22520/5-01 ) + dies R 282 235 116 ( Y 116 DANIELS ) .
Cut the excess of braid .
-
-

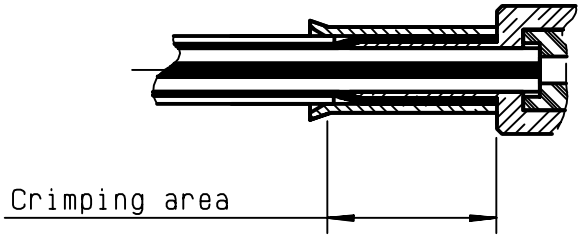


BONOMINI

The information given here is subject to change without notice.Design changes may be in order to improve the product.