Note: This datasheet may be out of date.
Please download the latest datasheet of BLM18DN381SZ1# from the official website of Murata Manufacturing Co., Ltd.

http://www.murata.com/en-us/products/productdetail?partno=BLM18DN381SZ1%23

BLM18DN381SZ1#

"#" indicates a package specification code.

In Production | AEC-Q200 | RoHS | REACH

< List of part numbers with package codes >

BLM18DN381SZ1B BLM18DN381SZ1D BLM18DN381SZ1J

Appearance & Shape



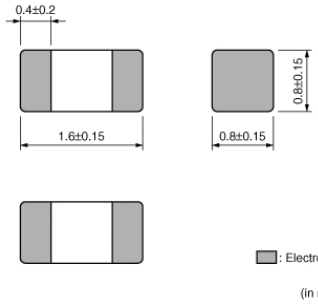

Packaging Information

Packaging	Specifications	Standard Packing Quantity
B	Bulk(Bag)	1000
D	180mm Paper Tape	4000
J	330mm Paper Tape	10000

Features

Chip ferrite beads for high frequency noise suppression over a wide frequency range.

Features
1. High impedance characteristic in 1GHz or higher frequency
2. High impedance characteristic over a wide frequency band range of 100MHz to 6GHz
3. Low DC Resistance enables large Rated Current

Applications

Automotive Usage	Infotainment

Attention
1.This datasheet is downloaded from the website of Murata Manufacturing Co., Ltd. Therefore, it's specifications are subject to change or our products in it may be discontinued without advance notice. Please check with our sales representatives or product engineers before ordering.
2.This datasheet has only typical specifications because there is no space for detailed specifications.
Therefore, please review our product specifications or consult the approval sheet for product specifications before ordering.

Note: This datasheet may be out of date.
Please download the latest datasheet of BLM18DN381SZ1# from the official website of Murata Manufacturing Co., Ltd.

http://www.murata.com/en-us/products/productdetail?partno=BLM18DN381SZ1%23

BLM18DN381SZ1#

"#" indicates a package specification code.

Specifications

Shape	SMD
Size Code (in inch)	0603
Length	1.6mm
Length Tolerance	±0.15mm
Width	0.8mm
Width Tolerance	±0.15mm
Thickness	0.8mm
Thickness Tolerance	±0.15mm
Operating Temperature Range	-55℃ to 125℃
Mass(typ.)	0.004g
Number of Circuit	1
Rated Current (at 85℃)	850mA
Rated Current (at 125℃)	550mA
DC Resistance(max.)	0.325Ω
Impedance (at 100MHz)	380Ω
Impedance (at 100MHz) Tolerance	±25%
Impedance (at 1GHz)	1100Ω
Impedance (at 1GHz) Tolerance	±30%
Size Code (in mm)	1608

Attention
1.This datasheet is downloaded from the website of Murata Manufacturing Co., Ltd. Therefore, it's specifications are subject to change or our products in it may be discontinued without advance notice. Please check with our sales representatives or product engineers before ordering.
2.This datasheet has only typical specifications because there is no space for detailed specifications.
Therefore, please review our product specifications or consult the approval sheet for product specifications before ordering.

Note: This datasheet may be out of date.
Please download the latest datasheet of BLM18DN381SZ1# from the official website of Murata Manufacturing Co., Ltd.

http://www.murata.com/en-us/products/productdetail?partno=BLM18DN381SZ1%23

BLM18DN381SZ1#

"#" indicates a package specification code.

Product Data

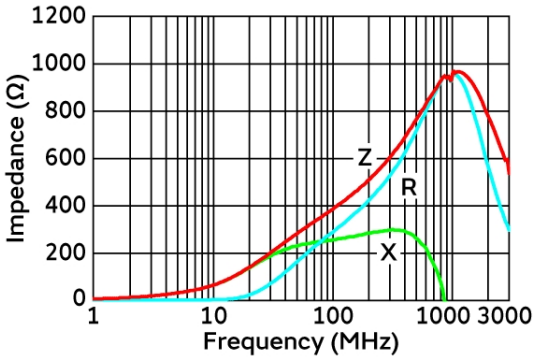

Impedance-Frequency Characteristics

In operating temperature exceeding +85°C, derating of current is necessary for this series.
Please apply the derating curve shown in chart according to the operating temperature.

Derating of Rated Current

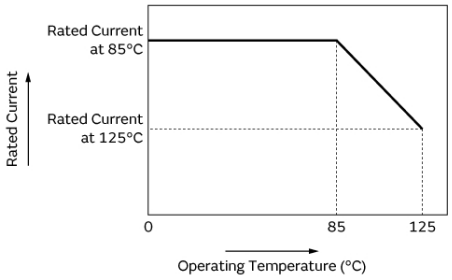

Derating of Rated Current

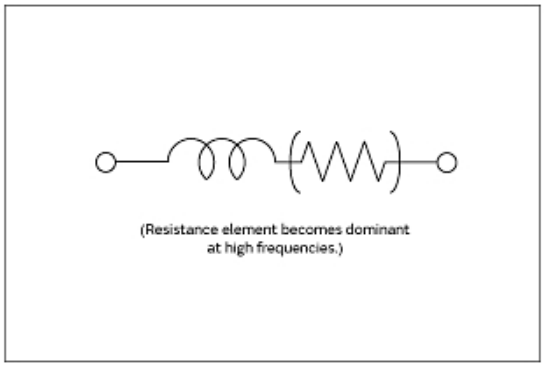

Equivalent Circuit

Attention
1.This datasheet is downloaded from the website of Murata Manufacturing Co., Ltd. Therefore, it's specifications are subject to change or our products in it may be discontinued without advance notice. Please check with our sales representatives or product engineers before ordering.
2.This datasheet has only typical specifications because there is no space for detailed specifications.
Therefore, please review our product specifications or consult the approval sheet for product specifications before ordering.