RB521S30FN2

SURFACE MOUNT SCHOTTKY DIODES

VOLTAGE	30 Volt	CURRENT	200 mA

FEATURES

- Extremely Hish Switching Speed
- Surface mount package ideally suited for autmatic insertion
- Lead free in compliance with EU RoHS2.0 (2011/65/EU & 2015/865/EU directive)
- Green molding compound as per IEC61249 Std. . (Halogen Free)

MECHANICAL DATA

- Case: DFN 2L, Plastic
- Terminals: Solderable per MIL-STD-750, Method 2026
- Appox Weight: 0.00004 ounces, 0.001 grams
- Marking: 20

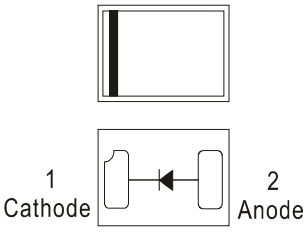

DFN 2L Unit：inch(mm)

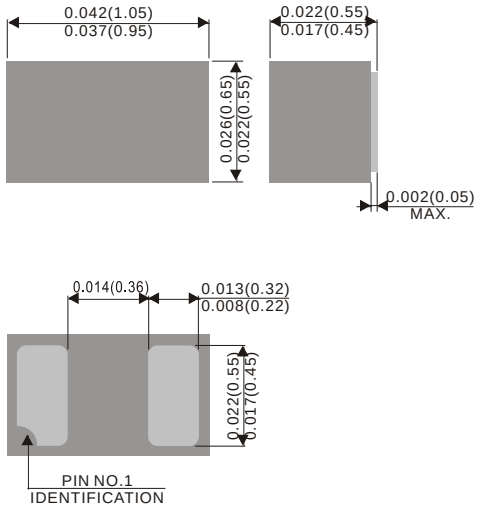

ABSOLUTE RATINGS

Parameter	Symbol	Value	Units
Maximum Recurrent Peak Reverse Voltage	V_{RRM}	30	V
Maximum RMS Voltage	V_{RMS}	24	V
Maximum DC Blocking Voltage	V_{DC}	30	V
Maximun Average Forward Rectified Current	$I_{F(AV)}$	0.2	A
Peak Forward Surge Current : 8.3ms single half sine-wave superimposed on rated load	I_{FSM}	2	A
Typical Thermal Resistance	$R_{\theta JA}$	430	°C/W
Operating Junction Temperature Range	T_J	-55 to + 125	°C
Storage Temperature Range	T_{STG}	-55 to + 125	°C

RB521S30FN2

ELECTRICAL CHARACTERISTICS (T_J = 25°C unless otherwise noted)

Parameter	Test Conditions		Symbol	MIN.	TYP.	MAX.	Units
Breakdown voltage	I_R=0.5mA	T_J=25°C	V_{BR}	30	-	-	V
Forward Voltage	I_F=10mA I_F=20mA I_F=100mA I_F=200mA	T_J=25°C	V_F	- - - -	0.25 0.28 0.37 -	- - - 0.51	V
	I_F=10mA I_F=20mA I_F=100mA	T_J=125°C		- - -	0.13 0.19 0.3	- - -	V
Reverse Current	V_R=10V	T_J=25°C T_J=85°C	I_R	- -	2 100	- -	µA
	V_R=30V	T_J=25°C T_J=125°C		- -	- 3	30 -	µA mA

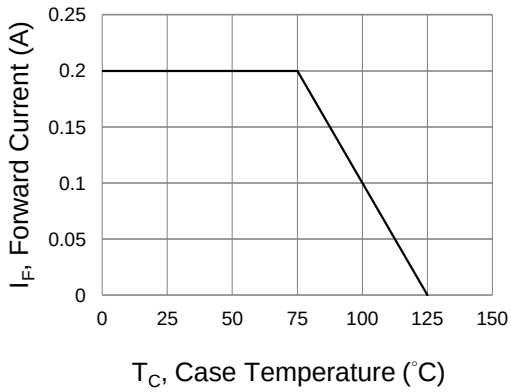

Fig.1 Forward Current Derating Curve

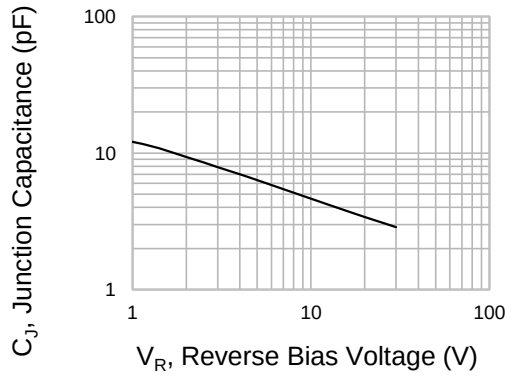

Fig.2 Typical Junction Capacitance

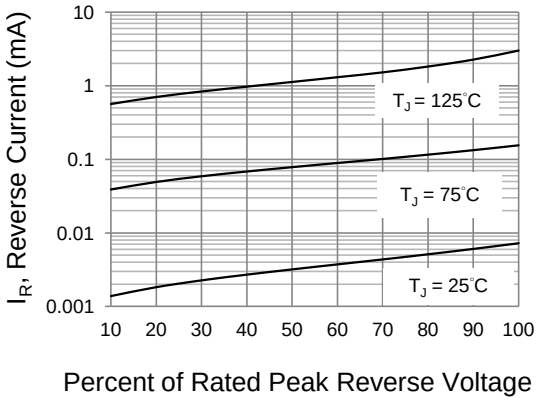

Fig.3 Typical Reverse Characteristics

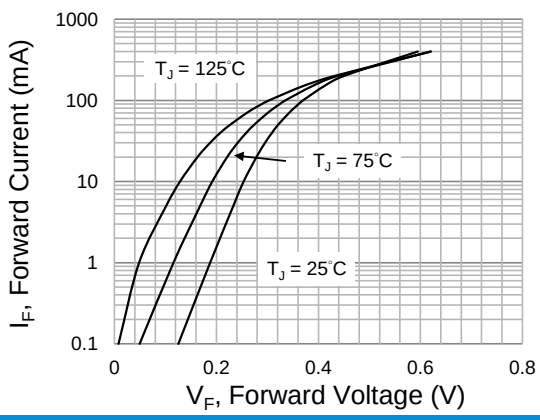

Fig.4 Typical Forward Characteristics

RB521S30FN2

Part No Packing Code Version

Part No Packing Code	Package Type	Packing Type	Marking	Version
RB521S30FN2_R1_00001	DFN 2L	8K pcs / 7” reel	20	Halogen free

MOUNTING PAD LAYOUT

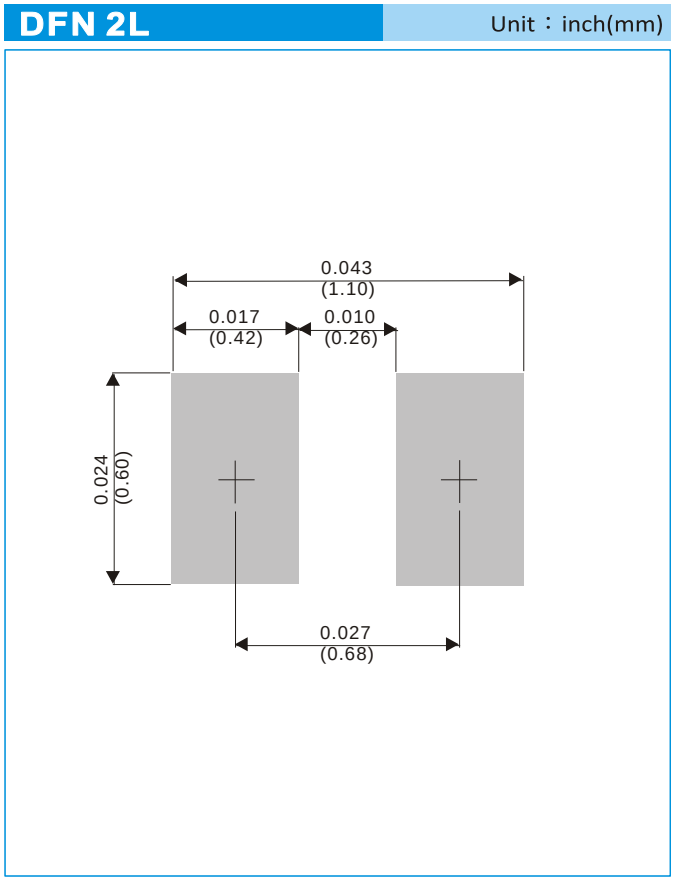

RB521S30FN2

Disclaimer

- Reproducing and modifying information of the document is prohibited without permission from Panjit International Inc..
- Panjit International Inc. reserves the rights to make changes of the content herein the document anytime without notification. Please refer to our website for the latest document.
- Panjit International Inc. disclaims any and all liability arising out of the application or use of any product including damages incidentally and consequentially occurred.
- Panjit International Inc. does not assume any and all implied warranties, including warranties of fitness for particular purpose, non-infringement and merchantability.
- Applications shown on the herein document are examples of standard use and operation. Customers are responsible in comprehending the suitable use in particular applications. Panjit International Inc. makes no representation or warranty that such applications will be suitable for the specified use without further testing or modification.
- The products shown herein are not designed and authorized for equipments requiring high level of reliability or relating to human life and for any applications concerning life-saving or life-sustaining, such as medical instruments, transportation equipment, aerospace machinery et cetera. Customers using or selling these products for use in such applications do so at their own risk and agree to fully indemnify Panjit International Inc. for any damages resulting from such improper use or sale.
- Since Panjit uses lot number as the tracking base, please provide the lot number for tracking when complaining.