1SS417TM

SURFACE MOUNT SCHOTTKY BARRIER

FEATURES

- Small package
- Low forward voltage : $V_F(3)$=0.56V(typ.)
- Low reverse current : I_R=5μA (Max.)
- Lead free in compliance with EU RoHS 2011/65/EU directive
- Green molding compound as per IEC61249 Std. . (Halogen Free)

MECHANICAL DATA

- Case : SOD-923, Plastic
- Terminals : Solderable per MIL-STD-750, Method 2026
- Approx. Weight : 0.00002 ounces, 0.0004 grams
- Marking : 4

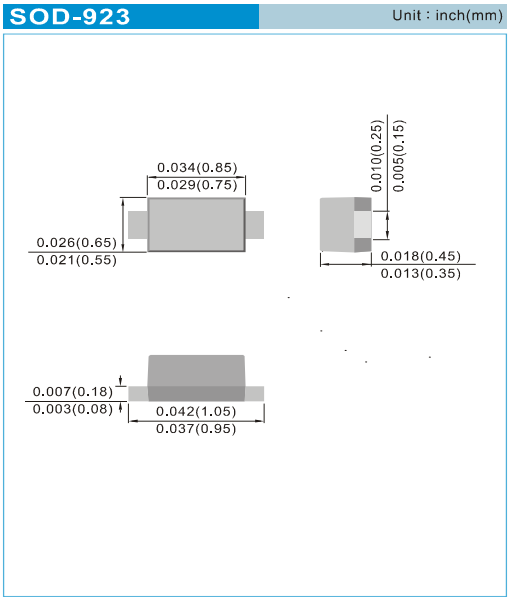

MAXIMUM RATINGS (T_A=25°C)

CHARACTERISTIC	SYMBOL	RATING	UNIT
Maximum (Peak) Reverse Voltage	V_{RM}	45	V
Reverse Voltage	V_R	40	V
Maximum (Peak) Forward Current	I_{FSM}	200	mA
Average Forward Current	I_O	100	mA
Surge Current (10ms)	I_{FSM}	1	A
Power dissipation	P	100	mW
Operating Junction and Storage Temperature Range	T_J,T_{STG}	-55 to + 125	°C

ELECTRICAL CHARACTERISTICS (T_A=25°C)

CHARACTERISTIC	SYMBOL	TEST CONDITIONS	MIN	TYP	MAX	UNIT
Forward Voltage	V_F1	I_F = 1mA	-	0.28	-	V
	V_F2	I_F = 10mA	-	0.36	-	
	V_F3	I_F = 50mA	-	0.56	0.62	
Reverse Current	I_R	V_R = 40V	-	-	5	μA
Junction Capacitance	C_J	V_R = 0,f=1MHz	-	15	-	pF

1SS417TM

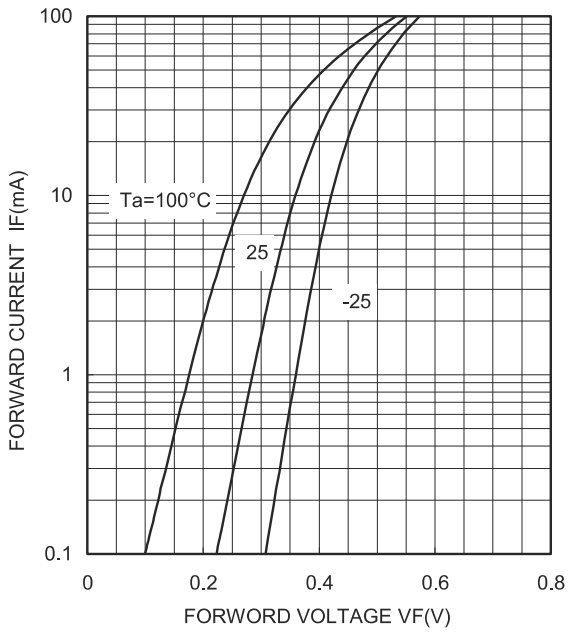
100
10
1
0.1
0
0.2
0.4
0.6
0.8
Ta=100°C
25
-25
FORWARD CURRENT IF(mA)
FORWORD VOLTAGE VF(V)

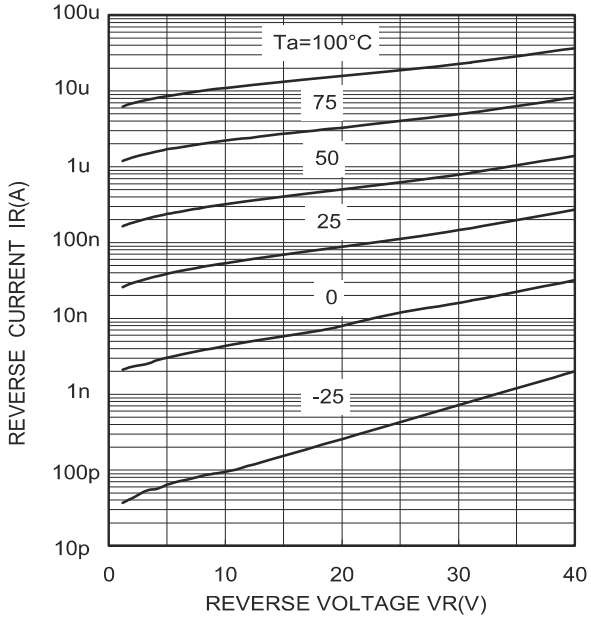
100u
10u
1u
100n
10n
1n
100p
10p
0
10
20
30
40
Ta=100°C
75
50
25
0
-25
REVERSE CURRENT IR(A)
REVERSE VOLTAGE VR(V)

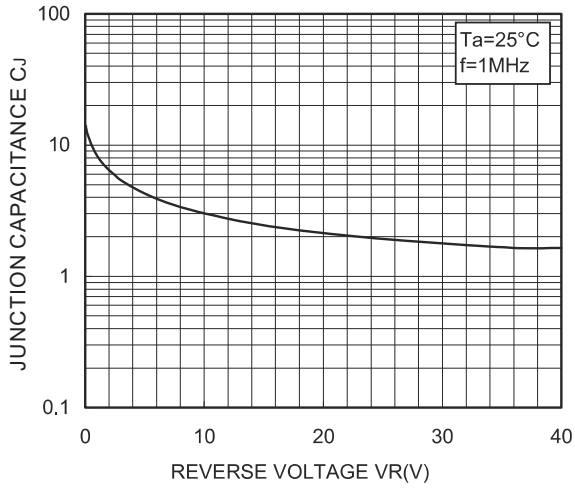
100
10
1
0.1
0
10
20
30
40
Ta=25°C
f=1MHz
JUNCTION CAPACITANCE CJ
REVERSE VOLTAGE VR(V)

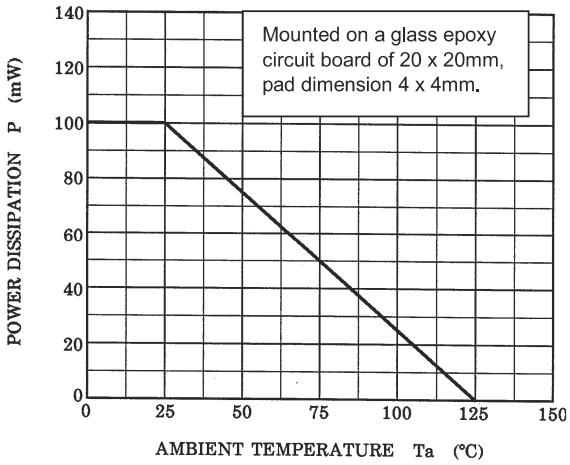
140
120
100
80
60
40
20
0
0
25
50
75
100
125
150
Mounted on a glass epoxy circuit board of 20 x 20mm, pad dimension 4 x 4mm.
POWER DISSIPATION P (mW)
AMBIENT TEMPERATURE Ta (°C)

1SS417TM

MOUNTING PAD LAYOUT

SOD-923 Unit : inch(mm)

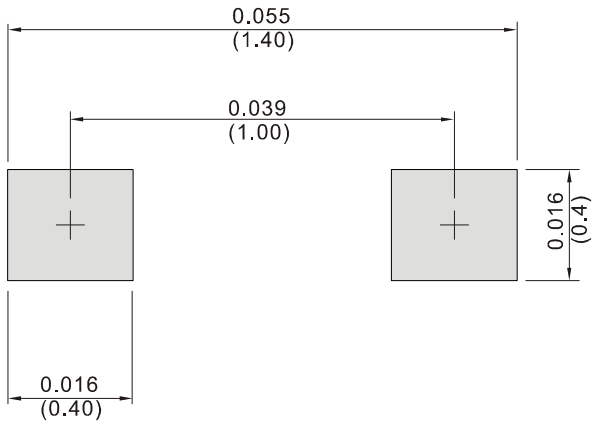

ORDER INFORMATION

- Packing information

  T/R - 8K per 7" plastic Reel

1SS417TM

Part No_packing code_Version

1SS417TM_R1_00001

For example :

RB500V-40_R2_00001

Part No.

Serial number

Version code means HF

Packing size code means 13"

Packing type means T/R

Packing Code XX				Version Code XXXXX		
Packing type	1st Code	Packing size code	2nd Code	HF or RoHS	1st Code	2nd~5th Code
Tape and Ammunition Box (T/B)	A	N/A	0	HF	0	serial number
Tape and Reel (T/R)	R	7"	1	RoHS	1	serial number
Bulk Packing (B/P)	B	13"	2			
Tube Packing (T/P)	T	26mm	X			
Tape and Reel (Right Oriented) (TRR)	S	52mm	Y			
Tape and Reel (Left Oriented) (TRL)	L	PANASERT T/B CATHODE UP (PBCU)	U			
FORMING	F	PANASERT T/B CATHODE DOWN (PBCD)	D			

Disclaimer

- Reproducing and modifying information of the document is prohibited without permission from Panjit International Inc..
- Panjit International Inc. reserves the rights to make changes of the content herein the document anytime without notification. Please refer to our website for the latest document.
- Panjit International Inc. disclaims any and all liability arising out of the application or use of any product including damages incidentally and consequentially occurred.
- Panjit International Inc. does not assume any and all implied warranties, including warranties of fitness for particular purpose, non-infringement and merchantability.
- Applications shown on the herein document are examples of standard use and operation. Customers are responsible in comprehending the suitable use in particular applications. Panjit International Inc. makes no representation or warranty that such applications will be suitable for the specified use without further testing or modification.
- The products shown herein are not designed and authorized for equipments requiring high level of reliability or relating to human life and for any applications concerning life-saving or life-sustaining, such as medical instruments, transportation equipment, aerospace machinery et cetera. Customers using or selling these products for use in such applications do so at their own risk and agree to fully indemnify Panjit International Inc. for any damages resulting from such improper use or sale.
- Since Panjit uses lot number as the tracking base, please provide the lot number for tracking when complaining.