

Qualtek

Electronics Corporation



Fan-S
Division

AC and DC Axial Fans Fan Accessories



www.Qualtekusa.com



AC AND DC AXIAL FANS PART NUMBERING GUIDE

Example: Part Number for DC Fan FAD1 - 04025CBMW11 - 99



SERIES

- FAD: DC Fans
- FAA: AC Fans up to 120mm
- FKA: AC Fans 120mm and above

FAN TYPE

- 1: Axial
- 2: Axial Capacitor Motor
- 3: Chip Cooler
- 4: Blower Fan

FAN SIZE (mm)

FRAME THICKNESS (mm)

VOLTAGE

- A: 3.3 VDC
- B: 5 VDC
- C: 12 VDC
- D: 24 VDC
- E: 48 VDC
- F: 60 VDC
- N: 115 VAC
- Q: 230 VAC
- R: 115/230 VAC

BEARING

- A: 1 Ball 1 Sleeve
- B: 2 Ball
- C: Ceramic
- H: Hydro Dynamic
- S: Sleeve

SPEED

- A: Ultra low
- L: Low
- M: Medium
- H: High
- J: Ultra High
- K: Super High
- T: Top High

TERMINATION

- W: PVC Wire
- T: Terminal

FRAME & IMPELLER MATERIAL

- 1: Plastic/Plastic
- 2: Plastic/Metal
- 3: Metal/Plastic
- 4: Metal/Metal

FUNCTION

- 1: By Impedance
- 2: By IC
- 3: By IC with Alarm (RD)
- 4: By IC with Speed Sensor (FG)
- 5: By IC with Variable Speed Sensor (VS)
- 6: By Transistor with Speed Sensor (FG)
- 7: Two Speed
- 8: VS+FG
- 9: PWM Control
- A: VS+RD
- B: PWM+FG
- C: RD+FG
- D: IP55
- E: IP67
- F: By Thermal

SPECIAL FEATURE



AC AND DC AXIAL FANS

Qualtek Electronics offers a complete line of low cost AC & DC axial fans produced in high tech facilities assuring high quality standards with large production capabilities. Qualtek's AC and DC fans are offered in a large variety of bearing types: 2-Ball, 1-Ball 1-Sleeve, Sleeve, and Hydro Dynamic with a wide range of speeds. AC fans are available from 115 to 230VAC and sizes from 60mm to 280mm, DC fans are available from 3.3-60VDC and sizes from 20mm to 254mm with a large array of functions and special features.

AC FAN SPECIFICATIONS



Series	Dimensions (mm)	Dimensions (in)	Air Flow (CFM)	Voltage (VAC)	Noise Level (dB/A)	Approvals
FAA1-08025	80 x 80 x 25	3.15 x 1.00	15 - 21	115 - 230	18.3 - 27.8	CE, RoHS, TÜV
FAA1-08038	80 x 80 x 38	3.15 x 1.50	22 - 29.6	115 - 230	25.3 - 31.6	CE, RoHS, TÜV
FAA1-09225	92 x 92 x 25	3.62 x 1.00	25 - 34	115 - 230	21.1 - 30.1	CE, RoHS, TÜV
FAA1-12025	120 x 120 x 25	4.70 x 1.00	65 - 71	115 - 230	38.7 - 44.1	CE, RoHS, TÜV
FAA1-12038-A	120 x 120 x 38	4.70 x 1.50	53.5 - 107	115 - 230	30.5 - 48.1	CE, RoHS, TÜV
FKA1-17251	172 x 150 x 51	6.7 x 5.9 x 2.0	140 - 189	115 - 230	50.3 - 57.7	CE, RoHS, TÜV
FKA2-17251	172 x 150 x 51	6.7 x 5.9 x 2.0	155 - 210	115 - 230	56.6 - 65.0	CE, RoHS, TÜV
FKA2-17689	176 x 176 x 89	6.90 x 3.50	330-380	115 - 230	66.4 - 70.0	CE, RoHS, TÜV
FKA2-18065	180 x 180 x 65	7.00 x 2.60	350-410	115 - 230	70.0 - 72.0	CE, RoHS, TÜV
FKA2-20572	205 x 205 x 72	8.00 x 2.70	600-665	115 - 230	72.0 - 75.4	CE, RoHS, TÜV
FKA2-25489	254 x 89 (round)	10.00 x 3.50	450-630	115 - 230	55.6 - 66.0	CE, RoHS, TÜV
FKA2-28089	280 x 280 x 89	11.00 x 3.50	625 - 1400	115 - 230	60.0 - 78.0	CE, RoHS, TÜV
FKA2-28089-A	280 x 280 x 89	11.00 x 3.50	115 - 320	625 - 740	60.0 - 78.0	CE, RoHS, TÜV

DC FAN SPECIFICATIONS



Series	Dimensions (mm)	Dimensions (in)	Air Flow (CFM)	Voltage (VDC)	Noise Level (dB/A)	Approvals
FAD1-02510	25 x 25 x 10	1.00 x 0.39	1.6 - 2.1	5, 12	12.5 - 23.0	CE, RoHS, TÜV
FAD1-03010	30 x 30 x 10	1.18 x 0.39	2.2 - 4.0	5, 12	19.0 - 34.0	CE, RoHS, TÜV
FAD1-04010	40 x 40 x 10	1.57 x 0.39	3.3 - 7.0	5, 12, 24	14.0 - 29.0	CE, RoHS, TÜV
FAD1-04020	40 x 40 x 20	1.57 x 0.79	4.4 - 9.57	5, 12, 24	17.5 - 37.5	CE, RoHS, TÜV
FAD1-05010	50 x 50 x 10	2.00 x 0.39	8.0 - 10.3	5, 12, 24	20.0 - 27.5	CE, RoHS, TÜV
FAD1-06020	60 x 60 x 20	2.36 x 0.79	10.7 - 23.5	5, 12, 24	18.4 - 39.0	CE, RoHS, TÜV
FAD1-06025	60 x 60 x 25	2.36 x 1.00	13.2 - 31.4	5, 12, 24	18.1 - 42.9	CE, RoHS, TÜV
FAD1-08015	80 x 80 x 15	3.15 x 0.59	21.8 - 34.3	5, 12, 24	18.8 - 38.1	CE, RoHS, TÜV
FAD1-08025	80 x 80 x 25	3.15 x 1.00	20.5 - 43.2	12, 24	16.5 - 37.4	CE, RoHS, TÜV
FAD1-08025 IC	80 x 80 x 25	3.15 x 1.00	21.6 - 56.7	12, 24	14.0 - 43.4	CE, RoHS, TÜV
FAD1-08032	80 x 80 x 32	3.15 x 1.25	39.5 - 55.3	12, 24, 48	35.5 - 44.0	CE, RoHS, TÜV
FAD1-08038	80 x 80 x 38	3.15 x 1.50	30.6 - 62.1	12, 24	25.5 - 43.7	CE, RoHS, TÜV
FAD1-09225	92 x 92 x 25	3.62 x 1.00	30.3 - 61.9	12, 24	19.1 - 42.2	CE, RoHS, TÜV
FAD1-09225 IC	92 x 92 x 25	3.62 x 1.00	30.3 - 61.9	12, 24, 48	19.1 - 42.2	CE, RoHS, TÜV
FAD1-12025	120 x 120 x 25	4.70 x 1.00	57.2 - 98.9	12, 24, 48	27.2 - 43.3	CE, RoHS, TÜV
FAD1-12032	120 x 120 x 32	4.70 x 1.25	59.4 - 133.4	12, 24, 48	26.9 - 48.4	CE, RoHS, TÜV
FAD1-12038	120 x 120 x 38	4.70 x 1.50	57.2 - 120.1	12, 24, 48	28.4 - 48.0	CE, RoHS, TÜV
FAD1-12738	127 x 127 x 38	5.00 x 1.50	107.0 - 242.0	12, 24, 48	41.0 - 64.5	CE, RoHS, TÜV

ALUMINUM FAN FILTERS - 06 SERIES


These tested and proven filters provide maximum airflow with effective filtering. Mill and stainless steel finishes are offered to enhance EMI/RFI shielding as well as an anodized finish for aesthetic purposes. The tightly woven corrugated mesh screen is encased in a formed aluminum frame built for ruggedness and durability. The filters are designed to fit any standard 60mm - 2 1/2", 80mm - 3 1/8", 92mm - 3 5/8" and 120mm - 4 1/2" tubeaxial fan. The units are easily washed in a solvent or degreaser and can be mounted directly to the fan or to a panel.



Part Number	Use With Fan Size		Finish	Size (in)		Mounting Hole Diameter	Mounting Hole Center
	mm	in.		Height (sq.)	Thickness		
60 mm - 2 1/2"							
06250-B	60	2 1/2	Anodized (Black)	2.36	.138	.170 (4 Places)	1.97
06250-M	60	2 1/2	Mill (No Finish)	2.36	.138	.170 (4 Places)	1.97
06250-SS	60	2 1/2	Stainless Steel	2.36	.138	.170 (4 Places)	1.97
80 mm - 3 1/8"							
06325-B	80	3 1/8	Anodized (Black)	3.30	.138	.170 (4 Places)	2.81
06325-M	80	3 1/8	Mill (No Finish)	3.30	.138	.170 (4 Places)	2.81
06325-SS	80	3 1/8	Stainless Steel	3.30	.138	.170 (4 Places)	2.81
92 mm - 3 5/8"							
06362-B	92	3 5/8	Anodized (Black)	3.62	.138	.170 (4 Places)	3.25
06362-M	92	3 5/8	Mill (No Finish)	3.62	.138	.170 (4 Places)	3.25
06362-SS	92	3 5/8	Stainless Steel	3.62	.138	.170 (4 Places)	3.25
120 mm - 4 1/2"							
06450-B	120	4 1/2	Anodized (Black)	4.67	.138	.170 (4 Places)	4.13
06450-M	120	4 1/2	Mill (No Finish)	4.67	.138	.170 (4 Places)	4.13
06450-SS	120	4 1/2	Stainless Steel	4.67	.138	.170 (4 Places)	4.13

FAN POWER CORDS - 07 SERIES

Fan-S offers four configurations of high quality fan power cords designed to be used with tubeaxial fans with a strain relief for added safety. UL and cUL rated 10 Amps/125 Volt with special configurations such as daisy chain, special length and color are available.



Part Number	Cord Length		Style	Figure	Cordage
	mm	in.			
07100-12	305	12	Straight	A	SPT-1(18/2)
07100-24	610	24	Straight	A	SPT-1(18/2)
07100-36	915	36	Straight	A	SPT-1(18/2)
07100-40	1016	40	Straight	A	SPT-1(18/2)
07100-50	1270	50	Straight	A	SPT-1(18/2)
07100-60	1524	60	Straight	A	SPT-1(18/2)
07100-80	2034	80	Straight	A	SPT-1(18/2)
07100-SP024	610	24	Straight	B	SPT-1(18/2)
07100-SP036	915	36	Straight	B	SPT-1(18/2)
07100-SP072	1829	72	Straight	B	SPT-1(18/2)
07145-12	305	12	45°	C	SPT-1(18/2)
07145-24	610	24	45°	C	SPT-1(18/2)
07145-36	915	36	45°	C	SPT-1(18/2)
07145-40	1016	40	45°	C	SPT-1(18/2)
07145-50	1270	50	45°	C	SPT-1(18/2)
07145-60	1524	60	45°	C	SPT-1(18/2)
07145-80	2034	80	45°	C	SPT-1(18/2)
07145-SP024	610	24	45°	D	SPT-1(18/2)
07145-SP036	915	36	45°	D	SPT-1(18/2)
07145-SP072	1829	72	45°	D	SPT-1(18/2)
07190-12	305	12	90°	E	SPT-1(18/2)
07190-24	610	24	90°	E	SPT-1(18/2)
07190-36	915	36	90°	E	SPT-1(18/2)
07190-40	1016	40	90°	E	SPT-1(18/2)
07190-50	1270	50	90°	E	SPT-1(18/2)
07190-60	1524	60	90°	E	SPT-1(18/2)
07190-80	2034	80	90°	E	SPT-1(18/2)
07190-SP024	610	24	90°	F	SPT-1(18/2)
07190-SP036	915	36	90°	F	SPT-1(18/2)
07190-SP072	1829	72	90°	F	SPT-1(18/2)
07199-12	305	12	T-Type	G	SPT-1(18/2)
07199-24	610	24	T-Type	G	SPT-1(18/2)
07199-36	915	36	T-Type	G	SPT-1(18/2)
07199-40	1016	40	T-Type	G	SPT-1(18/2)
07199-50	1270	50	T-Type	G	SPT-1(18/2)
07199-60	1524	60	T-Type	G	SPT-1(18/2)
07199-80	2034	80	T-Type	G	SPT-1(18/2)
07199-SP024	610	24	T-Type	H	SPT-1(18/2)
07199-SP036	915	36	T-Type	H	SPT-1(18/2)
07199-SP072	1829	72	T-Type	H	SPT-1(18/2)



WIRE FORM FAN GUARDS - 08 SERIES

All wire form fan guards are produced in our ISO 9001 certified facility to assure compliance to our rigid specifications. Available for fan sizes 25mm to 254mm with a high quality nickel chrome finish as our standard. Also available in black finish & stainless steel.

08245 (25mm)	08346 (30mm)	08149 (40mm)	08148 (50mm)	08147 (60mm)	08212 (60mm)	08138 (80mm)	08132 (80mm)
08156 (80mm)	08172 (80mm)	08133 (92mm)	08134 (92mm)	08174 (92mm)	08189 (92mm)	08128 (120mm)	08129 (120mm)
08130 (120mm)	08139 (120mm)	08141 (120mm)	08146 (120mm)	08170 (120mm)	08213 (120mm)	08135 (127mm)	08150 (127mm)
08125 (150mm)	08126 (150mm)	08151 (150mm)	08152 (150mm)	08190 (176mm)	08127 (254mm)	08155 (254mm)	08243-SS (254mm)

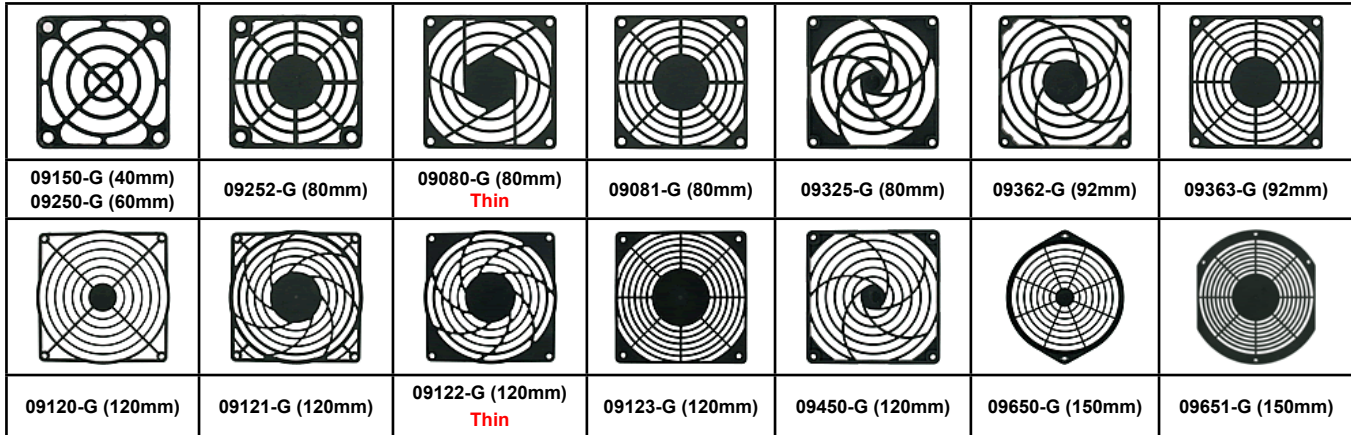
Part * Number	For Use With Fan Size		Rib Material Dia.		Ring Material Dia.		Mounting Hole Centers		Outside Ring Dia.		Thickness	
	mm	in.	mm	in.	mm	in.	mm	in.	mm	in.	mm	in.
08245	25	1	1.50	.059	1.50	.059	20.0	0.79	24.2	.953	3.00	.120
08346	30	1	1.60	.063	1.60	.063	24.0	0.94	21.8	.860	4.80	.189
08149	40	1 1/2	1.60	.063	1.60	.063	32.0	1.26	29.5	1.16	4.80	.189
08148	50	2	1.60	.063	1.60	.063	42.0	1.65	41.1	1.62	4.80	.189
08147	60	2 1/2	1.60	.063	1.60	.063	50.0	1.97	53.0	2.05	5.20	.205
08212	60	2 1/2	1.60	.063	1.60	.063	50.0	1.97	53.0	2.09	5.20	.205
08132	80	3 1/8	1.80	.071	1.60	.063	71.4	2.81	76.2	3.00	4.95	.195
08138	80	3 1/8	1.80	.071	1.60	.063	100.9	3.97	76.2	3.00	4.95	.195
08156	80	3 1/8	1.80	.071	1.80	.071	71.4	2.81	77.2	3.04	5.08	.200
08172	80	3 1/8	1.60	.063	1.60	.063	71.4	2.81	76.2	3.00	4.95	.195
08133	92	3 5/8	1.80	.071	1.60	.063	82.4	3.25	89.4	3.52	4.95	.197
08134	92	3 5/8	1.80	.071	1.60	.063	82.5	3.25	89.8	3.54	4.95	.195
08174	92	3 5/8	1.60	.063	1.60	.063	82.4	3.24	89.8	3.54	5.00	.195
08189	92	3 5/8	1.80	.071	1.60	.063	82.4	3.24	89.8	3.54	3.10	.122
08128	120	4 1/2	1.80/2.30	.071/.091	1.80	.071	104.8	4.13	115.6	4.55	5.90	.232
08129	120	4 1/2	2.30	.091	1.80	.071	104.8	4.13	115.6	4.55	3.75	.148
08130	120	4 1/2	2.30	.091	1.80	.071	104.8	4.13	115.6	4.55	5.66	.223
08139	120	4 1/2	2.30	.091	1.80	.071	104.8	4.13	115.6	4.55	5.66	.223
08141	120	4 1/2	2.00	.080	1.60	.063	104.8	4.13	117.3	4.62	5.20	.205
08146**	120	4 1/2	1.60	.063	1.60	.063	104.8	4.13	107.9	4.25	3.10	.122
08170	120	4 1/2	1.80	.071	1.80	.071	104.8	4.13	115.6	4.55	5.66	.223
08213	120	4 1/2	2.30	.091	1.80	.071	104.8	4.13	106.4	4.19	5.66	.223
08135	127	5	2.30	.091	1.80	.071	113.3	4.46	115.2	4.54	6.00	.236
08150	127	5	2.30	.091	1.80	.071	113.3	4.46	124.5	4.90	5.90	.232
08125	150	6	2.30	.091	1.80	.071	162.0	6.38	154.4	6.08	6.45	.254
08126	150	6	2.30	.091	1.80	.071	162.0	6.38	154.4	6.08	6.45	.254
08151	150	6	1.60	.063	1.60	.063	161.9	6.38	158.8	6.25	6.10	.240
08152	150	6	1.60	.063	1.60	.063	161.9	6.38	158.8	6.25	6.10	.240
08190**	176	7	2.00	.080	1.60	.063	152.6	6.00	160.9	6.33	16.31	.642
08127	254	10	2.30	.091	2.30	.091	174.0	6.85	222.3	8.75	6.35	.250
08155	254	10	2.00	.080	2.00	.080	174.0	6.85	225.3	8.87	5.80	.228
08243-SS	254	10	1.60	.063	1.60	.063	208.0	8.19	180.8	7.12	4.00	.157

* Note: Add to part number for: Black (-02), Stainless Steel (-SS) (example: 08149-02 Black 40mm Fan Guard.)

** Does not meet 1/4" max. ring spacing.

PLASTIC FAN GUARDS - 09 SERIES

The 09 Series low cost plastic fan guards produced with UL 94-V0 material are designed for tubeaxial fans with design considerations given to maximize airflow with reduced noise levels. Space saving models (**Thin**) designed for 80 & 120 mm.



Part Number	For Use With Fan Size		Mounting Hole Centers		Mounting Hole Dia. 4 Places		Width		Thickness	
	mm	in.	mm	in.	mm	in.	mm	in.	mm	in.
09150-G	40	1 1/2	32.0	1.26	4.3	0.17	40	1.57	4.75	0.187
09250-G	60	2 1/2	50.0	1.97	4.6	0.18	60	2.36	6.30	0.250
09252-G	60	2 1/2	50.0	1.97	4.4	0.17	60	2.36	7.00	0.275
09080-G	80	3 1/8	71.4	2.81	4.1	0.16	80	3.15	3.00	0.118
09081-G	80	3 1/8	71.5	2.81	4.0	0.16	80	3.15	7.00	0.276
09325-G	80	3 1/8	71.4	2.81	3.8	0.15	80	3.15	6.60	0.260
09362-G	92	3 5/8	82.6	3.25	3.8	0.15	92	3.62	6.60	0.260
09363-G	92	3 5/8	82.5	3.25	4.4	0.17	92	3.62	7.00	0.276
09120-G	120	4 1/2	104.8	4.13	4.6	0.18	120	4.72	6.60	0.260
09121-G	120	4 1/2	104.8	4.13	4.6	0.18	120	4.72	6.60	0.260
09122-G	120	4 1/2	104.8	4.13	4.6	0.18	120	4.72	2.50	0.100
09123-G	120	4 1/2	105.0	4.13	4.4	0.17	120	4.72	7.00	0.276
09450-G	120	4 1/2	104.7	4.12	4.5	0.18	118	4.65	7.10	0.279
09650-G	150	6.00	162.0	6.38	5.0	0.20(2)	176	6.93	8.20	0.320
09651-G	150	6.00	162.0	6.38	5.0	0.20(2)	172	6.77	7.50	0.295

FAN SILENCER AND ACCESSORIES


Noise is the number one problem for axial fans that are used for electronic cooling. It is generally caused by vibration between the housing and fan. To prevent this problem, we have developed a method that eliminates noise and makes mounting effortless. With the patented rubber elastic sleeves, you can fasten axial fans without screws quickly and safely with four mushroom formed pegs on a mounting plate or housing wall.

QLM FAN VIBRATION SLEEVE



Part Number	A		B		G		Panel Thickness	
	Inch	mm	Inch	mm	Inch	mm	Inch	mm
QLM-40-20-10	1.693	43	1.574	40	.080	2.0	.030-.049	.75-1.25
QLM-60-30-10	2.520	64	2.362	60	.080	2.0	.030-.049	.75-1.25
QLM-80-40-10	3.307	84	3.150	80	.157	4.0	.030-.049	.75-1.25
QLM-92-40-10	3.819	97	3.622	92	.157	4.0	.030-.049	.75-1.25
QLM-119-40-10	4.921	125	4.685	119	.157	4.0	.030-.049	.75-1.25

EMI FILTER SHIELD FOR QLM SLEEVES



Part Number	A		B		F	
	Inch	mm	Inch	mm	Inch	mm
QSB-40-01	1.654	42	1.260	32.0	.008	0.2
QSB-60-01	2.441	62	1.969	50.0	.008	0.2
QSB-80-01	3.228	82	2.815	71.5	.008	0.2
QSB-92-01	3.700	94	3.248	82.5	.008	0.2
QSB-119-01	4.764	121	4.133	105.0	.012	0.3

PLASTIC FAN GUARDS FOR QLM SLEEVES



Part Number	A		B		G	
	Inch	mm	Inch	mm	Inch	mm
QSG-40-02	1.811	46.0	1.279	32.5	.098	2.5
QSG-60-02	2.598	66.0	1.969	50.0	.098	2.5
QSG-80-02	3.503	89.0	2.815	71.5	.098	2.5
QSG-92-02	3.976	101.0	3.248	82.5	.098	2.5
QSG-119-02	5.039	128.0	4.133	105.0	.118	3.0

FILTER MEDIA FOR QLM SLEEVES



Part Number	A		B		D	
	Inch	mm	Inch	mm	Inch	mm
QF-40-01	1.575	40.0	1.26	32.0	.197	5.0
QF-60-01	2.362	60.0	1.969	50.0	.197	5.0
QF-80-01	3.150	80.0	2.815	71.5	.197	5.0
QF-92-01	3.622	92.0	3.248	82.5	.197	5.0
QF-119-01	4.685	119.0	4.133	105.0	.197	5.0

RIVETS




Part Number	Description
QLN-36-01-100	With the specially designed rivets, metal fan guard grills can be attached into the holes of the mushroom formed pegs from the fan sleeves.



PLASTIC FAN FILTER ASSEMBLIES - 09 SERIES


Fan-S offers a unique fan filter package consisting of a guard, foam filter media and media retainer for the removal of dust and contaminating particles with quick and simple installation.

Fig. A



Part Number	Description	Mounting Hole Centers		Mounting Hole Diameter 4 Places		Width 4 Places		Thickness		
		mm	in.	mm	in.	mm	in.	mm	in.	
40 mm - 1.50" Fig. A										
09150-F/30	Guard, Retainer, Media (30 PPI)**	32.00	1.26	4.30	.17	40.0	1.57	4.75	.187	
09150-F/45	Guard, Retainer, Media (45 PPI)**	32.00	1.26	4.30	.17	40.0	1.57	4.75	.187	
09150-F/60	Guard, Retainer, Media (60 PPI)**	32.00	1.26	4.30	.17	40.0	1.57	4.75	.187	
09150-F/100	Guard, Retainer, Media (100 PPI)**	32.00	1.26	4.30	.17	40.0	1.57	4.75	.187	
09150-M/30*	Foam Media (30 PPI)**	-	-	-	-	36.4	1.43	2.29	.090	
09150-M/45*	Foam Media (45 PPI)**	-	-	-	-	36.4	1.43	2.29	.090	
09150-M/60*	Foam Media (60 PPI)**	-	-	-	-	36.4	1.43	2.29	.090	
09150-M/100*	Foam Media (100 PPI)**	-	-	-	-	36.4	1.43	2.29	.090	
09150-G	Guard Only	32.00	1.26	4.30	.17	40.0	1.57	4.75	.180	
09150-R	Retainer Only	-	-	-	-	36.4	1.43	0.90	.035	


Fig. B



60 mm - 2.50" Fig. A										
09250-F/30	Guard, Retainer, Media (30 PPI)**	50.00	1.97	4.60	.18	60.0	2.36	6.30	.250	
09250-F/45	Guard, Retainer, Media (45 PPI)**	50.00	1.97	4.60	.18	60.0	2.36	6.30	.250	
09250-F/60	Guard, Retainer, Media (60 PPI)**	50.00	1.97	4.60	.18	60.0	2.36	6.30	.250	
09250-F/100	Guard, Retainer, Media (100 PPI)**	50.00	1.97	4.60	.18	60.0	2.36	6.30	.250	
09250-M/30*	Foam Media (30 PPI)**	-	-	-	-	56.6	2.23	2.77	.109	
09250-M/45*	Foam Media (45 PPI)**	-	-	-	-	56.6	2.23	2.77	.109	
09250-M/60*	Foam Media (60 PPI)**	-	-	-	-	56.6	2.23	2.77	.109	
09250-M/100*	Foam Media (100 PPI)**	-	-	-	-	56.6	2.23	2.77	.109	
09250-G	Guard Only	50.00	1.97	4.60	.18	60.0	2.36	6.35	.250	
09250-R	Retainer Only	-	-	-	-	56.4	2.22	3.00	.118	

80 mm - 3.13" Fig. B										
09325-F/30	Guard, Retainer, Media (30 PPI)**	71.37	2.81	3.81	.15	83.3	3.28	9.90	.390	
09325-F/45	Guard, Retainer, Media (45 PPI)**	71.37	2.81	3.81	.15	83.3	3.28	9.90	.390	
09325-F/60	Guard, Retainer, Media (60 PPI)**	71.37	2.81	3.81	.15	83.3	3.28	9.90	.390	
09325-F/100	Guard, Retainer, Media (100 PPI)**	71.37	2.81	3.81	.15	83.3	3.28	9.90	.390	
09325-M/30*	Foam Media (30 PPI)**	-	-	-	-	77.7	3.06	3.30	.130	
09325-M/45*	Foam Media (45 PPI)**	-	-	-	-	77.7	3.06	3.30	.130	
09325-M/60*	Foam Media (60 PPI)**	-	-	-	-	77.7	3.06	3.30	.130	
09325-M/100*	Foam Media (100 PPI)**	-	-	-	-	77.7	3.06	3.30	.130	
09325-G	Guard Only	71.37	2.81	3.81	.15	80.0	3.15	6.60	.260	
09325-R	Retainer Only	-	-	-	-	83.6	3.29	9.90	.390	

Fig. C



92 mm - 3.62" Fig. B										
09362-F/30	Guard, Retainer, Media (30 PPI)**	82.60	3.25	3.80	.15	96.3	3.79	10.10	.390	
09362-F/45	Guard, Retainer, Media (45 PPI)**	82.60	3.25	3.80	.15	96.3	3.79	10.10	.390	
09362-F/60	Guard, Retainer, Media (60 PPI)**	82.60	3.25	3.80	.15	96.3	3.79	10.10	.390	
09362-F/100	Guard, Retainer, Media (100 PPI)**	82.60	3.25	3.80	.15	96.3	3.79	10.10	.390	
09362-M/30*	Foam Media (30 PPI)**	-	-	-	-	89.8	3.54	3.30	.130	
09362-M/45*	Foam Media (45 PPI)**	-	-	-	-	89.8	3.54	3.30	.130	
09362-M/60*	Foam Media (60 PPI)**	-	-	-	-	89.8	3.54	3.30	.130	
09362-M/100*	Foam Media (100 PPI)**	-	-	-	-	89.8	3.54	3.30	.130	
09362-G	Guard Only	82.60	3.25	3.80	.15	92.2	3.63	6.60	.260	
09362-R	Retainer Only	-	-	-	-	96.5	3.80	10.10	.398	

120 mm - 4.50" Fig. B										
09450-F/30	Guard, Retainer, Media (30 PPI)**	104.70	4.12	4.45	.18	125.2	4.92	10.60	.420	
09450-F/45	Guard, Retainer, Media (45 PPI)**	104.70	4.12	4.45	.18	125.2	4.92	10.60	.420	
09450-F/60	Guard, Retainer, Media (60 PPI)**	104.70	4.12	4.45	.18	125.2	4.92	10.60	.420	
09450-F/100	Guard, Retainer, Media (100 PPI)**	104.70	4.12	4.45	.18	125.2	4.92	10.60	.420	
09450-M/30*	Foam Media (30 PPI)**	-	-	-	-	115.6	4.55	3.30	.130	
09450-M/45*	Foam Media (45 PPI)**	-	-	-	-	115.6	4.55	3.30	.130	
09450-M/60*	Foam Media (60 PPI)**	-	-	-	-	115.6	4.55	3.30	.130	
09450-M/100*	Foam Media (100 PPI)**	-	-	-	-	115.6	4.55	3.30	.130	
09450-G	Guard Only	104.70	4.12	4.45	.18	118.3	4.66	7.10	.280	
09450-R	Retainer Only	-	-	-	-	125.2	4.93	10.60	.420	

150 mm - 6.00" Fig. C										
09650-F/30	Guard, Retainer, Media (30 PPI)**	161.50	6.36	5.00(2)	.20(2)	176.00	6.93	8.20	.323	
09650-F/45	Guard, Retainer, Media (45 PPI)**	161.50	6.36	5.00(2)	.20(2)	176.00	6.93	8.20	.323	
09650-F/60	Guard, Retainer, Media (60 PPI)**	161.50	6.36	5.00(2)	.20(2)	176.00	6.93	8.20	.323	
09650-F/100	Guard, Retainer, Media (100 PPI)**	161.50	6.36	5.00(2)	.20(2)	176.00	6.93	8.20	.323	
09650-M/30*	Foam Media (30 PPI)**	-	-	-	-	149.86	5.90	3.30	.130	
09650-M/45*	Foam Media (45 PPI)**	-	-	-	-	149.86	5.90	3.30	.130	
09650-M/60*	Foam Media (60 PPI)**	-	-	-	-	149.86	5.90	3.30	.130	
09650-M/100*	Foam Media (100 PPI)**	-	-	-	-	149.86	5.90	3.30	.130	
09650-G	Guard Only	161.50	6.36	5.00(2)	.20(2)	176.00	6.93	8.20	.323	
09650-R	Retainer Only	-	-	-	-	150.00	5.91	4.50	.180	

* Each package contains 5 pieces
 ** Pores per Inch (PPI)

PRODUCT PROFILE

FAN-S DIVISION




AC & DC Fans and Accessories

Low cost, high tech AC & DC axial fans with sizes ranging from 25mm - 280 mm, DC voltages from 3.3VDC - 60VDC and AC voltages from 115VAC - 230VAC and many special features such as IP55 and IP67 rated, speed sensors, alarm functions and much more upon request. Each fan is offered with a variety of bearing types : 2-ball, 1-ball 1-sleeve, sleeve only, and our newly developed hydro dynamic bearing with better performance than sleeve and lower cost than 2 ball bearings. Every fan is available with a wide range of speeds from ultra low to super high speed.

Our fan accessories are famous worldwide and consist of wire form and plastic guards, plastic air filters, aluminum and stainless steel air filters, fan cords, and our patented noise reduction vibration sleeves.

PRIMARY POWER COMPONENTS DIVISION



AC Receptacles

A complete line of inlets, outlets, multifunction modules with major international approval marks thus assuring high safety standards and help customers comply with international regulations. Modern production methods enable us to manufacture cost-effective and reliable components. A full range of products are maintained in inventory for quick on-time deliveries. Custom designs are available upon request.

Circuit Breakers

QLB and QMB series are compact and cost effective thermal circuit breakers with a wide range of amp ratings from 3A - 40A and offered in single pole and push-to-reset with safety agency certifications. We offer a large variety of bushing types, terminals, name plates, button colors and printing with custom configurations available.

EMI Filters

EMI/RFI power line filters are designed to meet most international safety agency requirements. These filters help customers meet FCC and VDE emission standards. Our line consists of many standard configurations such as block type, filter with power line connector, and various filters with multifunctional modules. Custom designs are available upon request.

Power Cords

A large selection of North American and International Power Cords that have been designed to comply with North American and international safety agency regulations to insure safe and reliable products. Offered in a wide selection of plugs and connectors available in various cable insulations, voltage ratings, colors, lengths, shielding and a full range of hospital grade certified power cords. Custom configurations and strain reliefs are available upon request.

Power Supplies

A full range of low cost, high reliability and energy saving switch mode AC/DC power supplies consisting of enclosed, open frame models and waterproof LED drivers; our enclosed versions are rated from 15W - 600W, open frame from 20W - 125W and LED drivers with constant current 25W - 200W and constant voltage 25W - 300W. All models have universal voltage input and a variety of output voltages ranging from 3.3V - 445V and some models include power factor correction to increase efficiency and reduce power losses. All of our power supplies meet or exceed the RoHS EU and the Chinese directives and are certified with worldwide safety agencies to ensure a safe and reliable product.

WIRE MANAGEMENT, CABLE ASSEMBLIES & INTERCONNECT DIVISION



Cable Assemblies

We offer a wide selection of standard and custom cable assemblies, specializing in DVI, HDMI, USB and Fiber Optic and also producing flat ribbon cables, monitor cables, networking cables and an extensive offering of custom cable assemblies and wire harnesses.

Cable Ties & Accessories

Our low cost, high reliability cable nylon ties are available in a variety of styles including miniature, intermediate, standard and heavy duty. Specialty cable ties include releasable pawl type, stainless steel ball lock, head mount, push mount, marker ties, double loop, beaded and 4-way cable tie mounts. Cable ties are available in various material types including ultraviolet, heat stabilized, fire retardant and also are available in a range of colors. Custom designs and colors available upon request.

Heat Shrink Products

Heat shrinkable products include thin wall, medium and heavy wall, adhesive lined, medium and high voltage insulation, molded parts and end caps, cold shrink, wide range of shrink tubing kits and heat shrinkable cable and wire identification tubing.

INTERNATIONAL PROCUREMENT SERVICES DIVISION



Procurement Services

With over 30 years of global business experience, Qualtek's IPS division provides a complete range of services from component sourcing to complete turnkey projects. With our extensive knowledge of the major global manufacturing regions, this enables us to have access to the newest technology, highest quality, and the most cost effective production methods.

Qualtek Electronics Corporation

7610 Jenther Dr. * Mentor, Ohio 44060 * USA
Telephone: 1.440.951.3300 * Fax: 1.440.951.7252
E-mail: mailbox@qualtekusa.com
Web: www.Qualtekusa.com

