

Obsolete



Micro Commercial Components



Micro Commercial Components
20736 Marilla Street Chatsworth
CA 91311
Phone: (818) 701-4933
Fax: (818) 701-4939

BAV100 THRU BAV103

Small Signal Diodes

Features

- Lead Free Finish/RoHS Compliant(Note 1) ("P" Suffix designates RoHS Compliant. See ordering information)
- Moisture Sensitivity Level 1
- Silicon Epitaxial Planar Diodes
- These diodes are also available in other case styles including: the DO-35 case with the type designations BAV19 to BAV21, the SOD-123 case with the type designations BAV19W to BAV21W, the SOT-23 case with the type designations BAS19 to BAS21, and the SOD-323 case with type designations BAV19WS to BAV21WS.

Maximum Ratings

Continuous Reverse Voltage	BAV100 BAV101 BAV102 BAV103	V_R	50V 100V 150V 200V	$T_A=25^\circ\text{C}$
Repetitive Peak Reverse Voltage	BAV100 BAV101 BAV102 BAV103	V_{RRM}	60V 120V 200V 250V	$T_A=25^\circ\text{C}$
Forward DC Current		I_F	250mA	$T_A=25^\circ\text{C}^{(1)}$
Rectified Current (Average) Half Wave Rectification with Resist. Load		$I_{(FAV)}$	200mA	$f>50\text{Hz}$, $T_A=25^\circ\text{C}$
Repetitive Peak Forward Current		I_{FRM}	625mA	$f>50\text{Hz}$, $T_A=25^\circ\text{C}^{(1)}$
Surge Forward Current		I_{FSM}	1.0A	$T<1\text{s}$, $T_J=25^\circ\text{C}$
Power Dissipation		P_{TOT}	400mW	$T_A=25^\circ\text{C}$
Thermal Resistance Junction to Ambient Air ⁽²⁾		T_A	375°C/W	
Operating and Storage temperature Range		T_S, T_{STG}	-55 to +150°C	

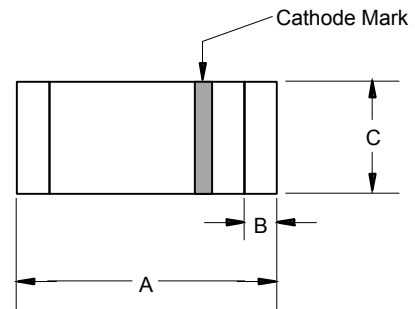
Note: (1) Valid provided that electrodes are kept at ambient temperature

Electrical Characteristics @ 25°C Unless Otherwise Specified

Maximum Forward Voltage	$I_F = 100\text{mA}$ $I_F = 200\text{mA}$	V_F	1.00V 1.25V	$T_A=25^\circ\text{C}$
Maximum Leakage current	BAV100 BAV100 BAV101 BAV101 BAV102 BAV102 BAV103 BAV103	I_R	100nA 15µA 100nA 15µA 100nA 15µA 100nA 15µA	$V_R=50\text{V}$ $V_R=50\text{V}$, $T_J=100^\circ\text{C}$ $V_R=100\text{V}$ $V_R=100\text{V}$, $T_J=100^\circ\text{C}$ $V_R=150\text{V}$ $V_R=150\text{V}$, $T_J=100^\circ\text{C}$ $V_R=200\text{V}$ $V_R=200\text{V}$, $T_J=100^\circ\text{C}$
Typical Capacitance		C_{TOT}	1.5pF	$V_R=0\text{V}$, $f=1.0\text{MHz}$
Maximum Reverse recovery time		t_{rr}	50ns	$I_F=30\text{mA}$, $I_R=30\text{mA}$ $I_R=3.0\text{mA}$, $R_f=100\text{OHM}$
Typical Dynamic Forward Resistance		R_F	5.0 OHM	$I_F=10\text{mA}$

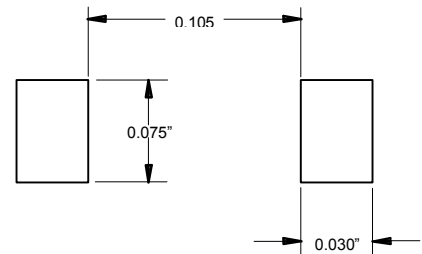
Notes: 1. Lead in Glass Exemption Applied, see EU Directive Annex 5.
2. Valid provided that electrodes are kept at ambient temperature

MINIMELF(SOD-80C)

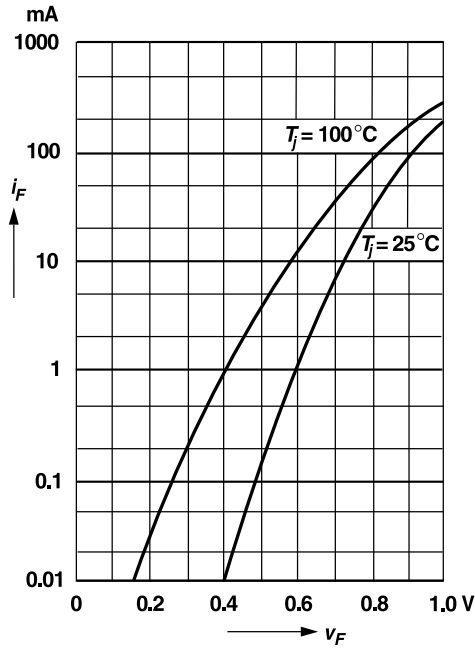


DIM	INCHES		MM		NOTE
	MIN	MAX	MIN	MAX	
A	.130	.146	3.30	3.70	
B	.008	.016	0.20	0.40	
C	.055	.059	1.40	1.50	

SUGGESTED SOLDER PAD LAYOUT

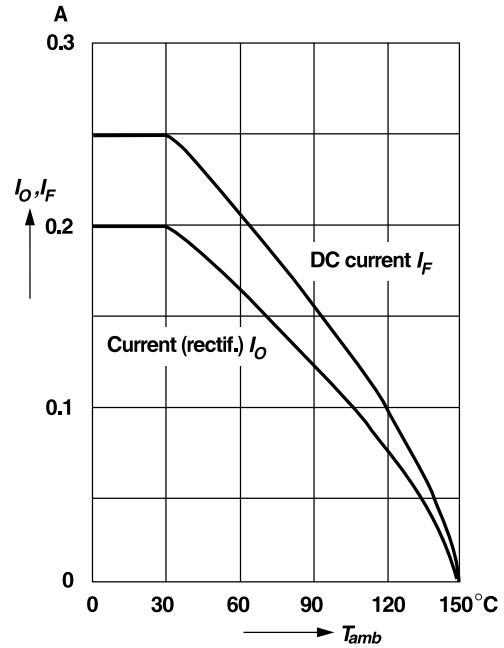


Forward characteristics



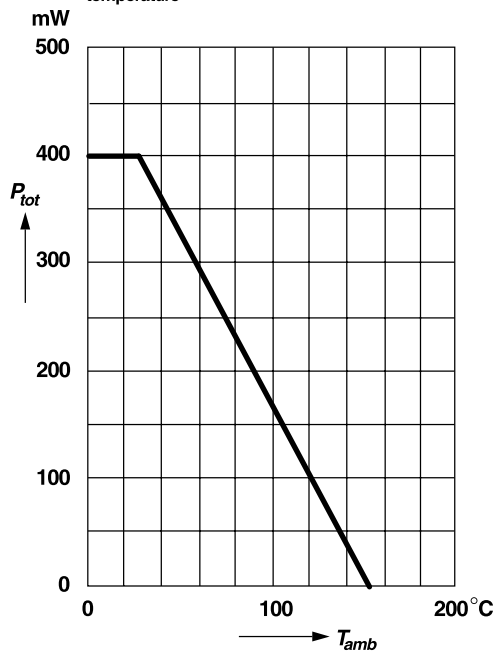
Admissible forward current versus ambient temperature

Valid provided that electrodes are kept at ambient temperature

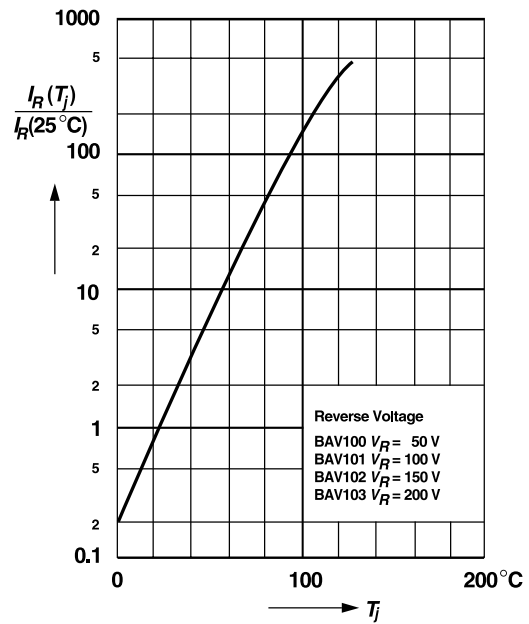


Admissible power dissipation versus ambient temperature

Valid provided that electrodes are kept at ambient temperature



Leakage current versus junction temperature

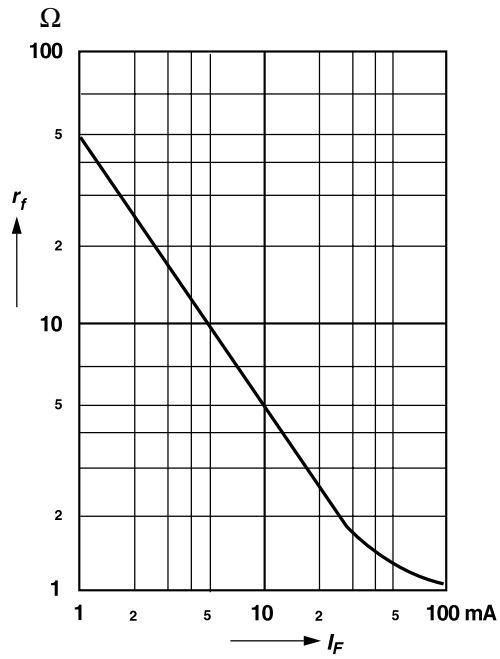


BAV100 thru BAV103

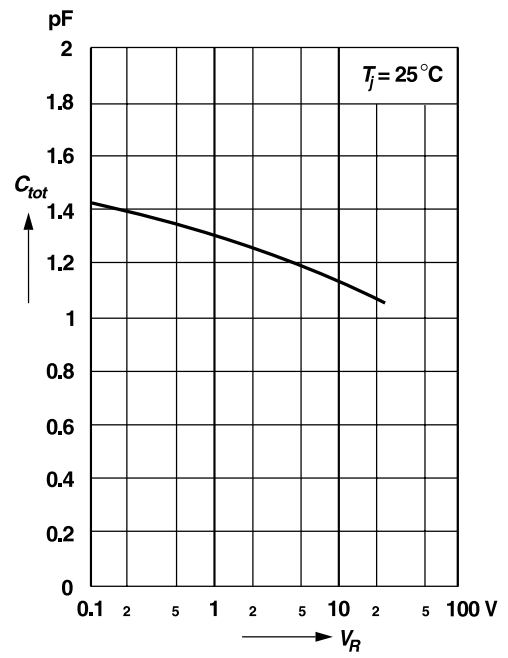


Micro Commercial Components

Dynamic forward resistance versus forward current



Capacitance versus reverse voltage





Micro Commercial Components

Ordering Information :

Device	Packing
Part Number-TP	Tape&Reel: 2.5Kpcs/Reel

*****IMPORTANT NOTICE*****

Micro Commercial Components Corp. reserves the right to make changes without further notice to any product herein to make corrections, modifications , enhancements , improvements , or other changes . **Micro Commercial Components Corp .** does not assume any liability arising out of the application or use of any product described herein; neither does it convey any license under its patent rights ,nor the rights of others . The user of products in such applications shall assume all risks of such use and will agree to hold **Micro Commercial Components Corp .** and all the companies whose products are represented on our website, harmless against all damages.

*****LIFE SUPPORT*****

MCC's products are not authorized for use as critical components in life support devices or systems without the express written approval of Micro Commercial Components Corporation.

*****CUSTOMER AWARENESS*****

Counterfeiting of semiconductor parts is a growing problem in the industry. Micro Commercial Components (MCC) is taking strong measures to protect ourselves and our customers from the proliferation of counterfeit parts. MCC strongly encourages customers to purchase MCC parts either directly from MCC or from Authorized MCC Distributors who are listed by country on our web page cited below. Products customers buy either from MCC directly or from Authorized MCC Distributors are genuine parts, have full traceability, meet MCC's quality standards for handling and storage. **MCC will not provide any warranty coverage or other assistance for parts bought from Unauthorized Sources.** MCC is committed to combat this global problem and encourage our customers to do their part in stopping this practice by buying direct or from authorized distributors.