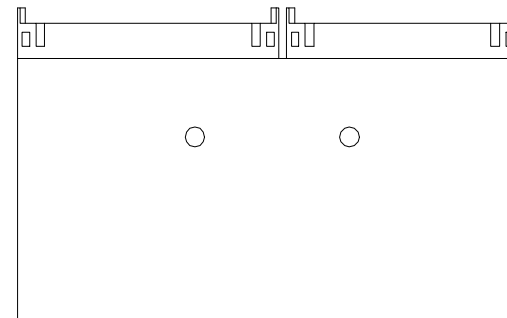
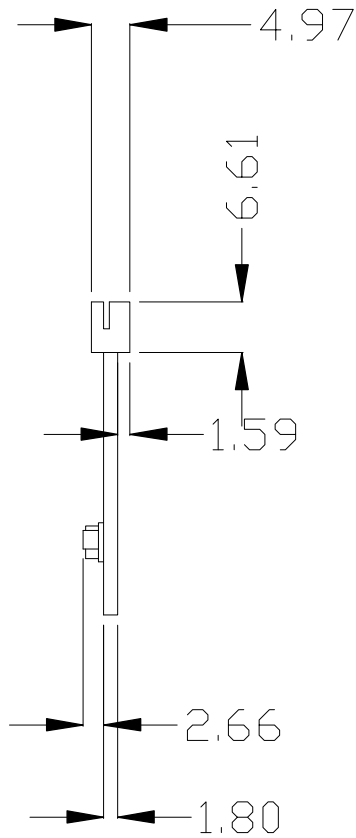
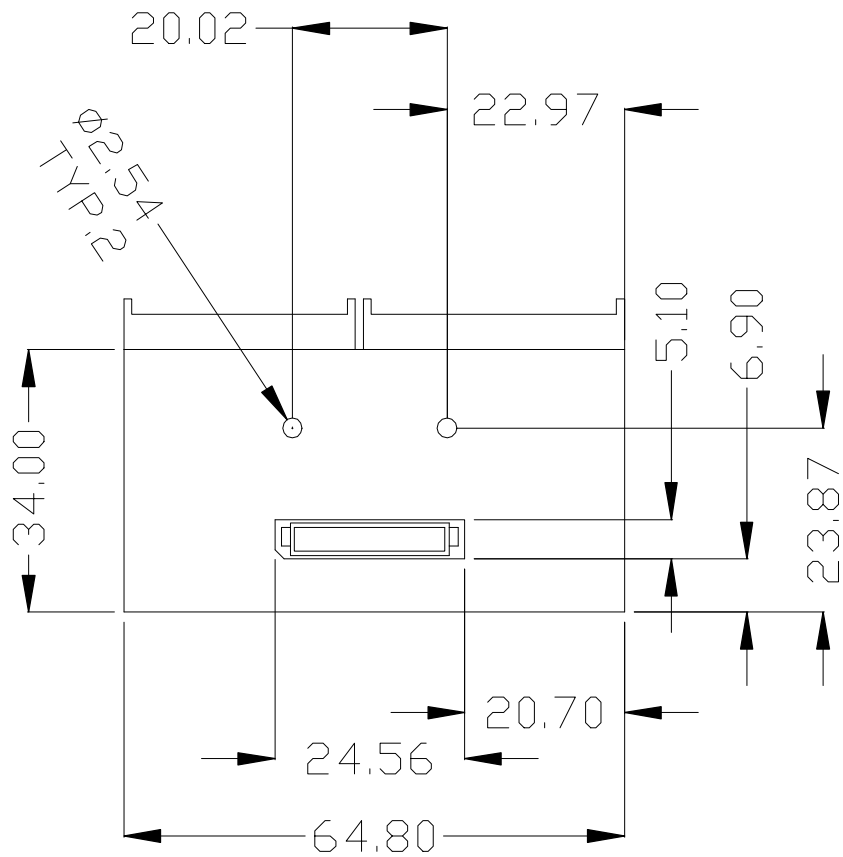
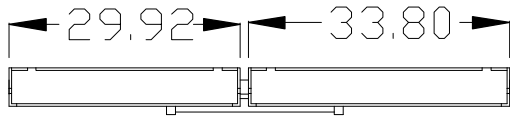


REVISION

REV.	DESCRIPTION	APPR.	DATE



NOTE:
 1. ALL DIMENSIONS ARE IN mm UNLESS OTHERWISE SPECIFIED
 2. NO SHARP EDGE ALLOWED.
 3. UNSPECIFIED CORNER RADIUS 0.3 MM.
 4. BENDING RADII SHOULD BE 0.5 MM.
 5. BENDING GAP SHOULD BE AS SMALL AS POSSIBLE.



TITLE
 CONNECTOR BOARD P/N : 4162106-00

MATERIAL			FINISH		DO NOT SCALE DRAWING		
DESIGN	DRAW	CHECK	APPROVE	SCALE	FILE	4162106-00	REV.
	MICHAEL			1:1			
	19 JUL 01			SHEET SIZE	A4	DWG. NO.	4162106-00
				SHEET	1 OF 1	PART NO.	4162106-00

THE INFORMATION CONTAINED IN THIS DRAWING IS THE SOLE PROPERTY OF DIGITAL VIEW LIMITED ANY REPRODUCTION IN PART OR WHOLE WITHOUT THE WRITTEN PERMISSION OF DIGITAL VIEW LIMITED IS PROHIBITED.

TOLERANCES ARE:
 FRACTIONS DECIMALS ANGLES
 ±0.05 ±0.01 ±0.01
 .XX+ .XX+ .XX+