60 Amp Ultra Fast Recovery Rectifier 600 Volts

Features

- Lead Free Finish/RoHS Compliant(Note 1) ("P" Suffix Designates Compliant. See Ordering Information)
- Halogen Free Available Upon Request By Adding Suffix "-HF"
- High Frequency Operation
- High Surge Forward Current Capability
- Epoxy Meets UL 94 V-0 Flammability Rating
- Planar Structure Die and Soft Recovery Characteristics

Maximum Ratings

- Operating Junction Temperature Range: -55ºC to +175ºC
- Storage Temperature Range: -55ºC to +175ºC
- Maximum Thermal Resistance: 0.8 °C/W Junction to Case

MCC Part Number	Device Marking	Maximum Recurrent Peak Reverse Voltage	Maximum RMS Voltage	Maximum DC Blocking Voltage
MUR6060BH	MUR6060B	600V	420V	600V

Electrical Characteristics @ 25°C Unless Otherwise Specifie

Average Rectified Forward Current	$I_{F(AV)}$	60A	T_C=95ºC
Peak Forward Surge Current	I_{FSM}	600A	8.3ms,Half Sine
Instantaneous Forward Voltage	V_F	2.4V(Max.) 1.9V(Typ.)	I_F=60A; T_J=25ºC
Maximum Reverse Current At Rated DC Blocking Voltage	I_R	10μA 500μA	T_J=25ºC; T_J=125ºC
Typical Junction Capacitance	C_J	400pF	Measured at 1.0MHz, V_R=4V

Dynamic Recovery Characteristics @ 25°C Unless Otherwise Specified

Reverse Recovery Time	t_{rr}	50ns(Typ.) 75ns(Max.)	I_F=0.5A; I_R=1.0A; I_{RR}=0.25A	
		70ns(Typ.) 100ns(Typ.)	T_J=25ºC T_J=125ºC	I_F = 30 A di_F/dt = 200 A/μs V_R = 400 V
Peak recovery current	I_{RRM}	4.5A(Typ.) 11A(Typ.)	T_J=25ºC T_J=125ºC	
Reverse recovery charge	Q_{rr}	160nC(Typ.) 550nC(Typ.)	T_J=25ºC T_J=125ºC	

Note:1. High Temperature Solder Exemptions Applied, See EU Directive Annex 7a.

Internal Structure

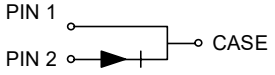

TO-247AD

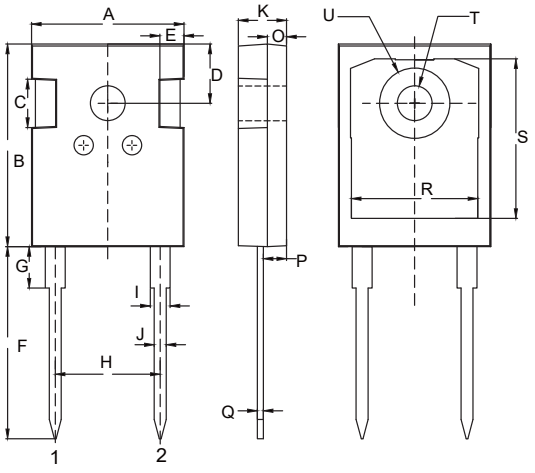

DIM	INCHES		MM		NOTE
	MIN	MAX	MIN	MAX	
A	0.602	0.642	15.30	16.30	
B	0.799	0.839	20.30	21.30	
C	0.189	0.205	4.80	5.20	
D	0.242		6.15		BSC.
E	0.091	0.106	2.30	2.70	
F	0.772	0.796	19.62	20.22	
G	-----	0.169	-----	4.30	
H	0.428		10.88		BSC.
I	0.075	0.087	1.91	2.21	
J	0.044	0.054	1.11	1.36	
K	0.189	0.205	4.80	5.20	
O	0.073	0.085	1.85	2.15	
P	0.087	0.103	2.21	2.61	
Q	0.020	0.030	0.51	0.75	
R	0.512	0.535	13.00	13.60	
S	0.640	0.663	16.25	16.85	
T	0.134	0.150	3.40	3.80	Φ
U	-----	0.287	-----	7.30	Φ

Curve Characteristics

Fig. 1 - Forward Current Derating Curve

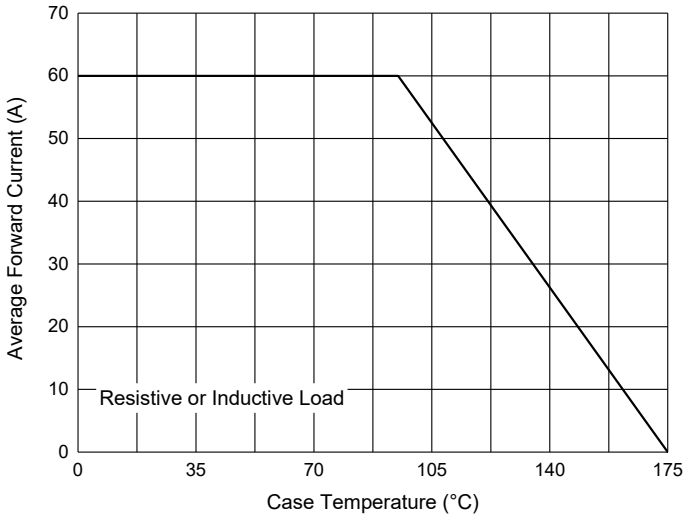

Fig. 2 - Maximum Non-Repetitive Peak Forward Surge Current

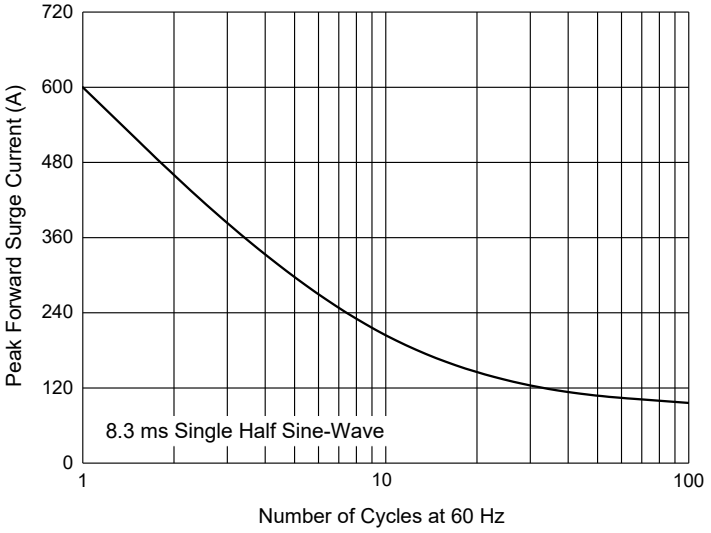

Fig. 3 - Typical Instantaneous Forward Characteristics

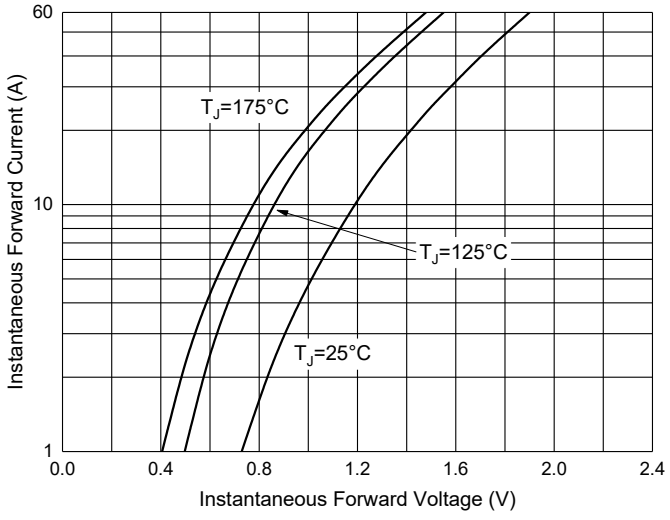

Fig. 4 - Typical Reverse Leakage Characteristics

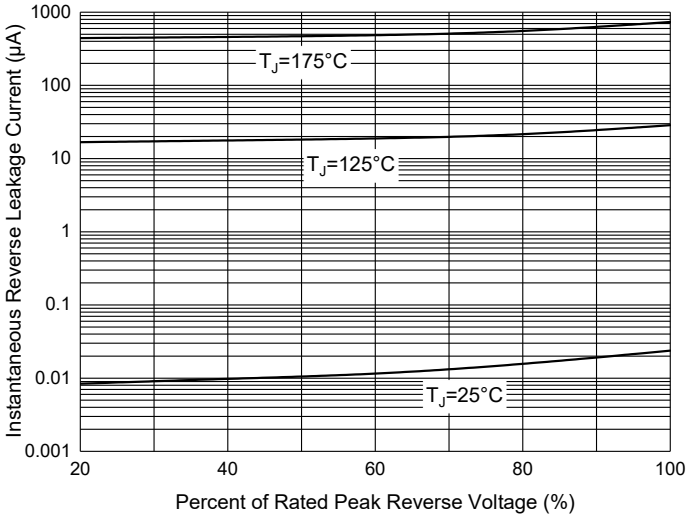

Fig. 5 - Capacitance Characteristics

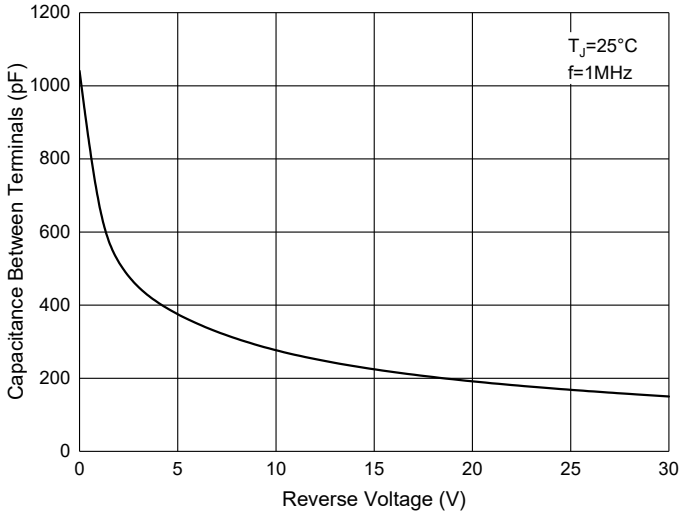

Fig. 6 - Reverse Recovery Waveform and Definitions

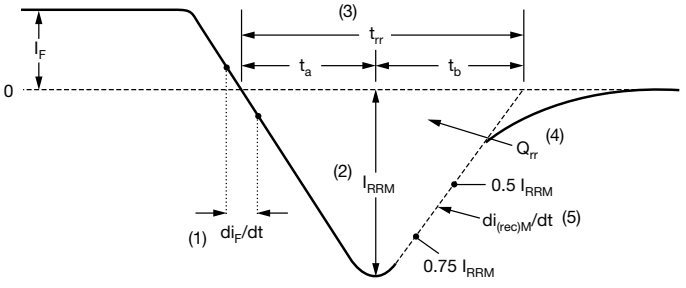

(1) di_F/dt - rate of change of current through zero crossing

(2) I_{RRM} - peak reverse recovery current

(3) t_{rr} - reverse recovery time measured from zero crossing point of negative going I_F to point where a line passing through 0.75 I_{RRM} and 0.50 I_{RRM} extrapolated to zero current.

(4) Q_{rr} - area under curve defined by t_{rr} and I_{RRM}

$$Q_{rr} = \frac{t_{rr} \times I_{RRM}}{2}$$

(5) $di_{(rec)M}/dt$ - peak rate of change of current during t_b portion of t_{rr}

Ordering Information

Device	Packing
Part Number-BP	Bulk:30pcs/Tube,360pcs/Box,1.8Kpcs/Carton

Note : Adding "-HF" Suffix For Halogen Free, eg. Part Number-BP-HF

*****IMPORTANT NOTICE*****

Micro Commercial Components Corp. reserves the right to make changes without further notice to any product herein to make corrections, modifications , enhancements , improvements , or other changes . ***Micro Commercial Components Corp*** . does not assume any liability arising out of the application or use of any product described herein; neither does it convey any license under its patent rights ,nor the rights of others . The user of products in such applications shall assume all risks of such use and will agree to hold ***Micro Commercial Components Corp*** . and all the companies whose products are represented on our website, harmless against all damages. ***Micro Commercial Components Corp***. products are sold subject to the general terms and conditions of commercial sale, as published at
https://www.mccsemi.com/Home/TermsAndConditions.

*****LIFE SUPPORT*****

MCC's products are not authorized for use as critical components in life support devices or systems without the express written approval of Micro Commercial Components Corporation.

*****CUSTOMER AWARENESS*****

Counterfeiting of semiconductor parts is a growing problem in the industry. Micro Commercial Components (MCC) is taking strong measures to protect ourselves and our customers from the proliferation of counterfeit parts. MCC strongly encourages customers to purchase MCC parts either directly from MCC or from Authorized MCC Distributors who are listed by country on our web page cited below. Products customers buy either from MCC directly or from Authorized MCC Distributors are genuine parts, have full traceability, meet MCC's quality standards for handling and storage. **MCC will not provide any warranty coverage or other assistance for parts bought from Unauthorized Sources**. MCC is committed to combat this global problem and encourage our customers to do their part in stopping this practice by buying direct or from authorized distributors.