

# HOA088X/089X

## Transmissive Sensor

Fig. 1 IRED Forward Bias Characteristics

gra\_092.ds4

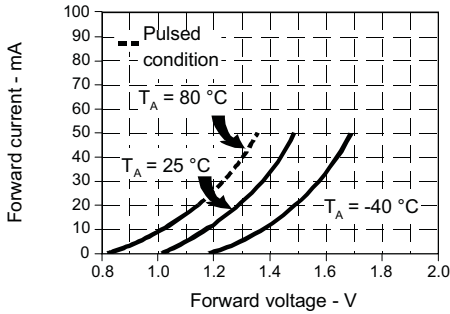


Fig. 2 Non-Saturated Switching Time vs Load Resistance

gra\_093.ds4

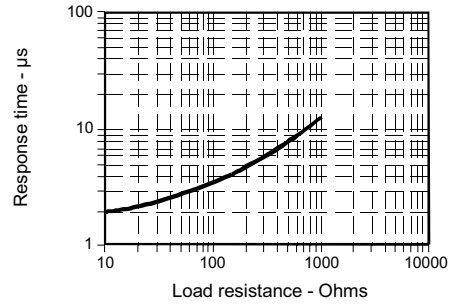


Fig. 3 Dark Current vs Temperature

gra\_301.cdr

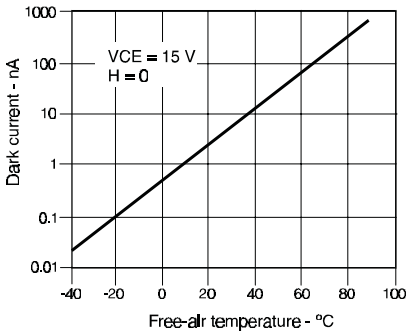
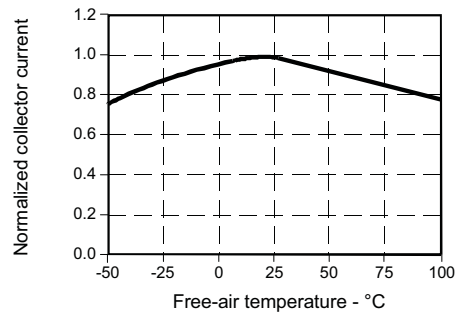


Fig. 4 Collector Current vs Ambient Temperature

gra\_095.ds4



All Performance Curves Show Typical Values

### PART NUMBER GUIDE

### HOA08XX-XXX

#### Housing Material

8 = Polysulfone, IR transmissive  
9 = Polysulfone, opaque

#### Electrical Specifications

0 = Parameter A  
1 = Parameter B  
2 = Parameter C

\*0.010 in. (.25 mm) aperture available with electrical Parameter A only

#### Aperture Width In Front Of Detector

\*1 = 0.010 in. (0.25 mm)  
5 = 0.050 in. (1.27 mm)  
Aperture length is 0.060 in. (1.52 mm)

#### Aperture Width In Front Of IRED

5 = 0.050 in. (1.27 mm)  
Aperture length is 0.060 in. (1.52 mm)

#### Mounting Configuration

L = Single mounting tab, emitter side  
N = No mounting tabs  
P = Single mounting tab, detector side  
T = Two mounting tabs