

CMLD6001DO

**SURFACE MOUNT SILICON  
DUAL, ISOLATED, OPPOSING  
ULTRA LOW LEAKAGE  
SWITCHING DIODE**




[www.centrasemi.com](http://www.centrasemi.com)

**DESCRIPTION:**

The CENTRAL SEMICONDUCTOR CMLD6001DO type contains two (2) isolated opposing configuration, silicon switching diodes, manufactured by the epitaxial planar process, epoxy molded in an SOT-563 surface mount package. These devices are designed for switching applications requiring extremely low leakage.

**MARKING CODE: C60**



**MAXIMUM RATINGS:** ( $T_A=25^\circ\text{C}$ )

Continuous Reverse Voltage
Peak Repetitive Reverse Voltage
Continuous Forward Current
Peak Forward Surge Current, $t_p=1.0\mu\text{s}$
Peak Forward Surge Current, $t_p=1.0\text{s}$
Power Dissipation
Operating and Storage Junction Temperature
Thermal Resistance

SYMBOL		UNITS
$V_R$	75	V
$V_{RRM}$	100	V
$I_F$	250	mA
$I_{FSM}$	4.0	A
$I_{FSM}$	1.0	A
$P_D$	250	mW
$T_J, T_{stg}$	-65 to +150	$^\circ\text{C}$
$\theta_{JA}$	500	$^\circ\text{C/W}$

**ELECTRICAL CHARACTERISTICS PER DIODE:** ( $T_A=25^\circ\text{C}$  unless otherwise noted)

SYMBOL	TEST CONDITIONS	MIN	MAX	UNITS
$I_R$	$V_R=75\text{V}$		500	pA
$BV_R$	$I_R=100\mu\text{A}$	100		V
$V_F$	$I_F=1.0\text{mA}$		0.85	V
$V_F$	$I_F=10\text{mA}$		0.95	V
$V_F$	$I_F=100\text{mA}$		1.1	V
$C_J$	$V_R=0, f=1.0\text{MHz}$		2.0	pF
$t_{rr}$	$I_R=I_F=10\text{mA}, I_{rr}=1.0\text{mA}, R_L=100\Omega$		3.0	$\mu\text{s}$

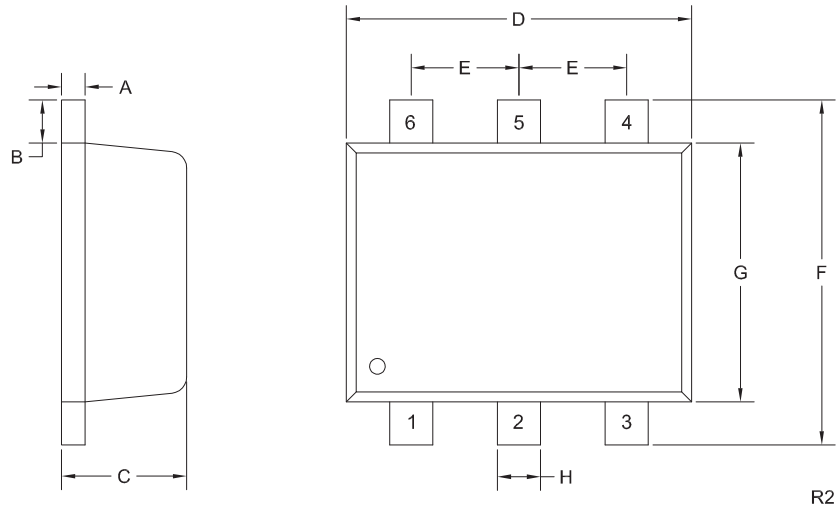
R5 (15-June 2015)

CMLD6001DO

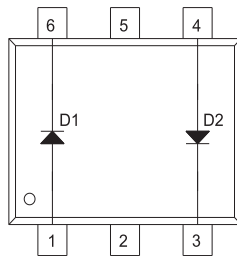
SURFACE MOUNT SILICON  
DUAL, ISOLATED, OPPOSING  
ULTRA LOW LEAKAGE  
SWITCHING DIODE



SOT-563 CASE - MECHANICAL OUTLINE



PIN CONFIGURATION



SYMBOL	INCHES		MILLIMETERS	
	MIN	MAX	MIN	MAX
A	0.0027	0.007	0.07	0.18
B	0.008		0.20	
C	0.017	0.024	0.45	0.60
D	0.059	0.067	1.50	1.70
E	0.020		0.50	
F	0.059	0.067	1.50	1.70
G	0.043	0.051	1.10	1.30
H	0.006	0.012	0.15	0.30

SOT-563 (REV: R2)

LEAD CODE:

- 1) Anode D1
- 2) NC
- 3) Cathode D2
- 4) Anode D2
- 5) NC
- 6) Cathode D1

MARKING CODE: C60

R5 (15-June 2015)

## OUTSTANDING SUPPORT AND SUPERIOR SERVICES



---

### PRODUCT SUPPORT

Central's operations team provides the highest level of support to insure product is delivered on-time.

- Supply management (Customer portals)
- Inventory bonding
- Consolidated shipping options
- Custom bar coding for shipments
- Custom product packing

---

### DESIGNER SUPPORT/SERVICES

Central's applications engineering team is ready to discuss your design challenges. Just ask.

- Free quick ship samples (2<sup>nd</sup> day air)
- Online technical data and parametric search
- SPICE models
- Custom electrical curves
- Environmental regulation compliance
- Customer specific screening
- Up-screening capabilities
- Special wafer diffusions
- PbSn plating options
- Package details
- Application notes
- Application and design sample kits
- Custom product and package development

---

### REQUESTING PRODUCT PLATING

1. If requesting Tin/Lead plated devices, add the suffix " TIN/LEAD" to the part number when ordering (example: 2N2222A TIN/LEAD).
2. If requesting Lead (Pb) Free plated devices, add the suffix " PBFREE" to the part number when ordering (example: 2N2222A PBFREE).

---

### CONTACT US

#### Corporate Headquarters & Customer Support Team

Central Semiconductor Corp.  
145 Adams Avenue  
Hauppauge, NY 11788 USA  
Main Tel: (631) 435-1110  
Main Fax: (631) 435-1824  
Support Team Fax: (631) 435-3388  
[www.centrasemi.com](http://www.centrasemi.com)

**Worldwide Field Representatives:**  
[www.centrasemi.com/wwreps](http://www.centrasemi.com/wwreps)

**Worldwide Distributors:**  
[www.centrasemi.com/wwdistributors](http://www.centrasemi.com/wwdistributors)

---

For the latest version of Central Semiconductor's **LIMITATIONS AND DAMAGES DISCLAIMER**, which is part of Central's Standard Terms and Conditions of sale, visit: [www.centrasemi.com/terms](http://www.centrasemi.com/terms)