

High Frequency Ceramic Solutions

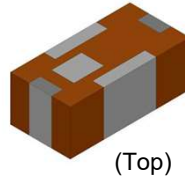
2.45GHz Band Pass Filter, EIA 0603

P/N 2450BP14E0100

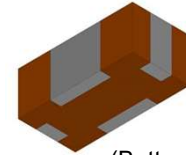
Detail Specification: 8/6/2020

Page 1 of 4

General Specifications	
Part Number	2450BP14E0100
Frequency (MHz)	2400 - 2500
Impedance (Ohm)	50
Insertion Loss (dB)	2.5 max.
Return Loss (dB)	9.5 min.
Power Capacity	500 mW max. (CW)



(Top)



(Bottom)

Frequency	Attenuation (dB)	Operating Temperature	-40 to +85°C
824 - 960MHz	35 min.	Reel Quantity	4,000
1710 - 1910MHz	38 min.	Recommended Storage Conditions of unused product on T&R *	+5 to +35°C, 18 mos. max. Humidity 45~75% RH
4800 - 5000MHz	25 min.		
7200 - 7500MHz	20 min.		

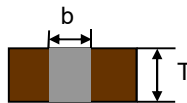
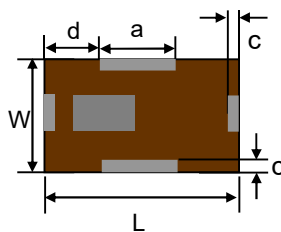
*18 months max. in vacuum sealed bag and 1 week after opened. Please keep unused parts in vacuum sealed bags. For more info go to <https://www.johansontechnology.com/silverleads-profile>.

Part Number Explanation

P/N Suffix	Packing Style	Bulk	Suffix = S	Eg. 2450BP14D0100S
		T & R	Suffix = T	Eg. 2450BP14D0100T
	Termination Style	Ag/Pt	Suffix = None	E.g. 2450BP14D0100(T or S)
	Evaluation Board	2450BP14D0100-EB1SMA (2 female 50Ω SMA connectors)		

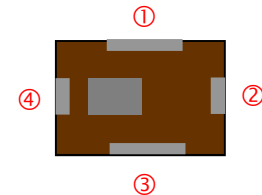
Mechanical Dimensions

	In	mm
L	0.063 ± 0.004	1.60 ± 0.10
W	0.031 ± 0.004	0.80 ± 0.10
T	0.024 ± 0.004	0.60 ± 0.10
a	0.028 ± 0.006	0.70 ± 0.15
b	0.012 ± 0.004	0.30 ± 0.10
c	0.006 ± 0.004	0.15 ± 0.10
d	0.018 ± 0.006	0.45 ± 0.15



Terminal Configuration

No.	Function
1	GND
2	IN/OUT
3	GND
4	IN/OUT



Johanson Technology, Inc. reserves the right to make design changes without notice.
All sales are subject to Johanson Technology, Inc. terms and conditions.



<https://www.johansontechnology.com>

4001 Calle Tecate • Camarillo, CA 93012 • TEL 805.389.1166 FAX 805.389.1821

Ver. 2.0

2020 Johanson Technology, Inc. All Rights Reserved

High Frequency Ceramic Solutions

2.45GHz Band Pass Filter, EIA 0603

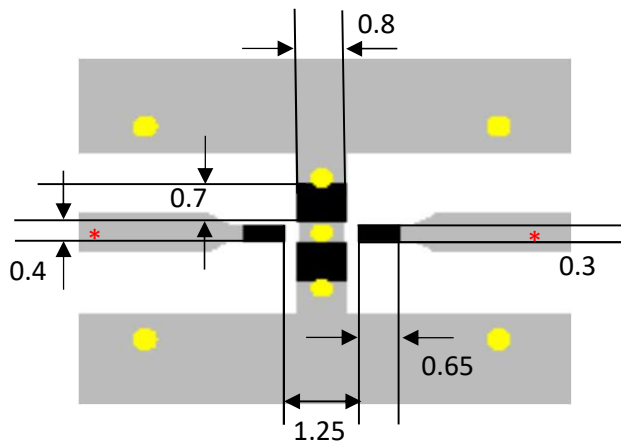
P/N 2450BP14E0100

Detail Specification: 8/6/2020

Page 2 of 4

Mounting Considerations

Mount these devices with colored mark facing up.



Units: mm

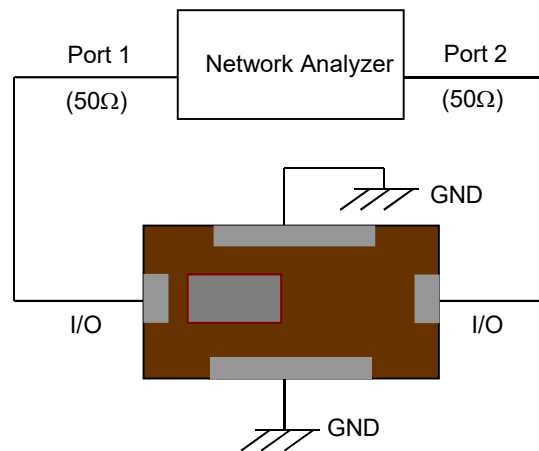
- Solder
- Resist Land
- Land
- Through-hole ($\phi 0.35$)

* Line width should be designed to match 50 ohm characteristic impedance, depending on PCB material and thickness.

Need our help laying this out for you? Need the layout file? Send us a message at:

<https://www.johansontechnology.com/ask-a-question>

Measuring Diagram



Johanson Technology, Inc. reserves the right to make design changes without notice.
All sales are subject to Johanson Technology, Inc. terms and conditions.



<https://www.johansontechnology.com>

4001 Calle Tecate • Camarillo, CA 93012 • TEL 805.389.1166 FAX 805.389.1821

Ver. 2.0

2020 Johanson Technology, Inc. All Rights Reserved

High Frequency Ceramic Solutions

2.45GHz Band Pass Filter, EIA 0603

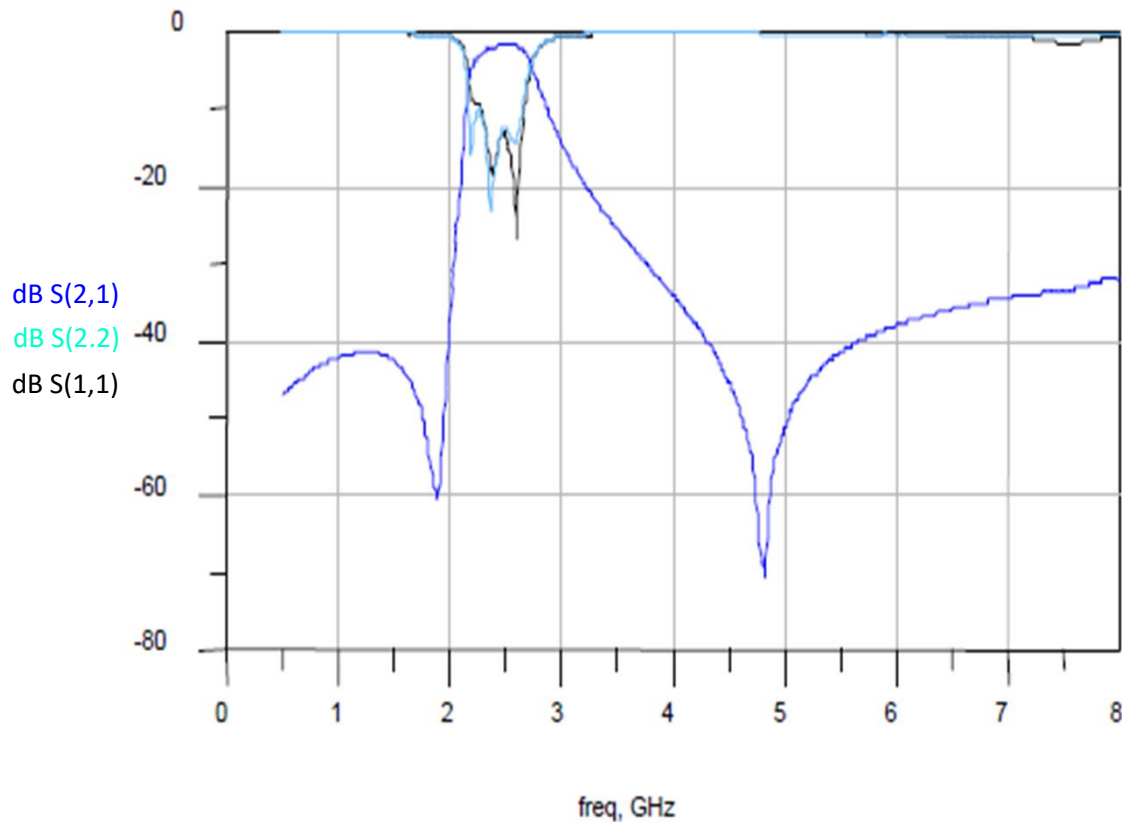
P/N 2450BP14E0100

Detail Specification: 8/6/2020

Page 3 of 4

Typical Electrical Characteristics (T=25 °C)

Insertion and Return Loss



Johanson Technology, Inc. reserves the right to make design changes without notice.
All sales are subject to Johanson Technology, Inc. terms and conditions.



<https://www.johansontechnology.com>

4001 Calle Tecate • Camarillo, CA 93012 • TEL 805.389.1166 FAX 805.389.1821

Ver. 2.0

2020 Johanson Technology, Inc. All Rights Reserved

High Frequency Ceramic Solutions

2.45GHz Band Pass Filter, EIA 0603

P/N 2450BP14E0100

Detail Specification: 8/6/2020

Page 4 of 4

Band Pass Filters

<https://www.johansontechnology.com/band-pass-filters>

RoHS Compliance

<https://www.johansontechnology.com/rohs-compliance>

Packaging information

<https://www.johansontechnology.com/tape-reel-packaging>

Soldering Information

<https://www.johansontechnology.com/ipcsoldering-profile>

Layout Files, s-parameters and any other technical questions

<https://www.johansontechnology.com/ask-a-question>

MSL Info

<https://www.johansontechnology.com/msl-rating>

Recommended Storage Condition and Max Shelf Life

<https://www.johansontechnology.com/recommended-storage-conditions>

Antenna layout and tuning techniques

<https://www.johansontechnology.com/tuning>

Antenna layout review, tuning, and characterization services

<https://www.johansontechnology.com/ipc-antenna-services>

Johanson Technology, Inc. reserves the right to make design changes without notice.

All sales are subject to Johanson Technology, Inc. terms and conditions.



<https://www.johansontechnology.com>

4001 Calle Tecate • Camarillo, CA 93012 • TEL 805.389.1166 FAX 805.389.1821

Ver. 2.0

2020 Johanson Technology, Inc. All Rights Reserved