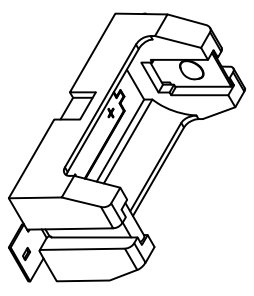
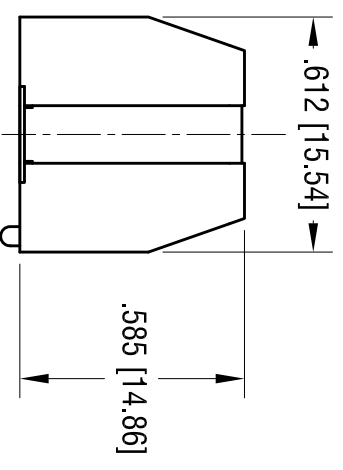
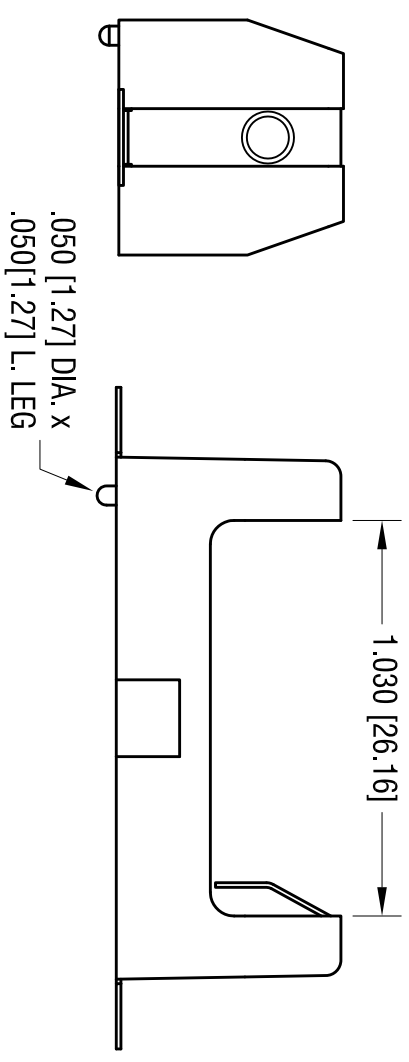
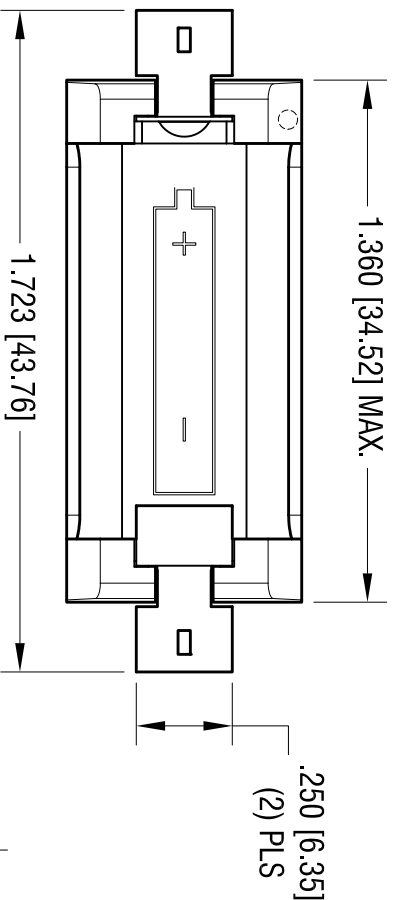
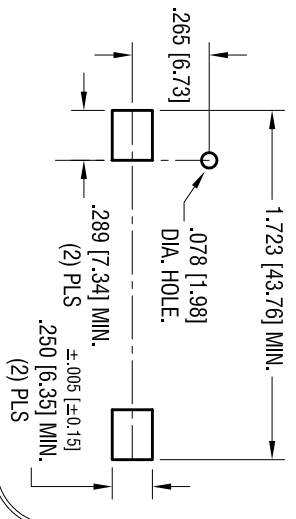


MOUNTING PAD LAYOUT



- NOTE:**
- 1. BASE:**
MAT'L: HEAT RESISTANCE NYLON (UL94V-0)
STANLYL 46 OR EQUIVALENT
 - 2. CONTACT:**
MAT'L: .012 [0.30] THK STAINLESS STEEL
FINISH: GOLD FLASH, OVER NICKEL PLATE.

ACTUAL SIZE

THIS DOCUMENT IS THE PROPERTY OF KEYSTONE ELECTRONICS CORP. AND SHALL NOT BE REPRODUCED, DISTRIBUTED OR USED AS A BASIS FOR MANUFACTURE WITHOUT PRIOR WRITTEN PERMISSION FROM KEYSTONE ELECTRONICS CORP.

DATE	DESCRIPTION	REV.
10.09.13	CHANGE AS PER ECN 13-096	A

KEYSTONE ELECTRONICS CORP.			
www.keystec.com • ASTORIA, N.Y. 11105-2017 • Tel (718) 956-8900			
PART NAME			
SM POLARIZED HOLDER, CR2			
MATERIAL			
AS NOTED			
FINISH			
AS NOTED			
TOLERANCES		INCH	[MM]
DECIMAL	± .010	[± 0.25]	
ANGULAR	± 1°		
UNLESS OTHERWISE SPECIFIED		CODE	DWG NO.
		C	1010
DRN BY	DATE	SCALE	
NT	1.19.12	2X	
APP'D	LN		
LN			