

SFC5000A Flip Chip Schottky Diode



Features

- Schottky diode for high-speed switching
- Case: WLCSP
- Very small dimensions: 1.0mm*0.6mm*0.28mm
- 1mA forward current
- Low forward voltage drop
- Low capacitance
- Low reverse current (<300nA @50V)

Circuit Diagram



Applications

- high efficiency DC/DC conversion
- fast switching
- protecting and clamping

Maximum Ratings:

Characteristics	Symbol	Condition	Max.	Units
Peak Repetitive Reverse Voltage Working Peak Reverse Voltage DC Blocking Voltage	V_{RRM} V_{RWM} V_R	-	50	V
Average Rectified Forward Current	$I_{F(AV)}$	50/60Hz, sinus @ $T_c=25^\circ\text{C}$	1	mA

Electrical Characteristics:

Characteristics	Symbol	Condition	Typ.	Max.	Units
Forward Voltage Drop *	V_F	$I_F=1\text{mA}$ $I_F=15\text{mA}$	0.34 0.6	0.41 0.65	V
Reverse Current*	I_R	$V_R = 50\text{V}$ @ $T_J = 25^\circ\text{C}$		300	nA
Junction Capacitance	C_T	$V_R = 0\text{V}$, $f_{SIG} = 1\text{MHz}$ @ $T_C = 25^\circ\text{C}$		7.5	pF

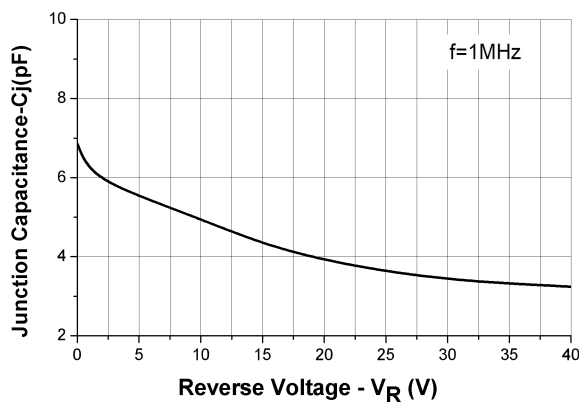
* Pulse width < 300 μs , duty cycle < 2%

Thermal-Mechanical Specifications:

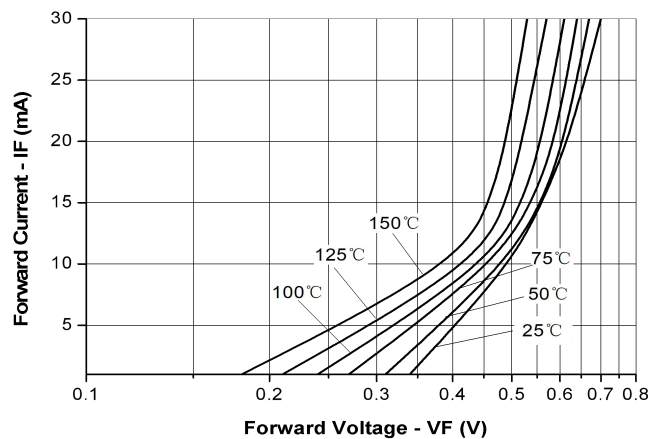
Characteristics	Symbol	Condition	Specification	Units
Junction Temperature	T_J	-	150	$^{\circ}\text{C}$
Storage Temperature	T_{stg}	-	-65 to +150	$^{\circ}\text{C}$
Operating temperature range	T_{op}	-	-55 to +125	$^{\circ}\text{C}$
Typical Thermal Resistance Junction to Case	$R_{\theta\text{JC}}$	DC operation	280	K/W

Ratings and Characteristics Curves

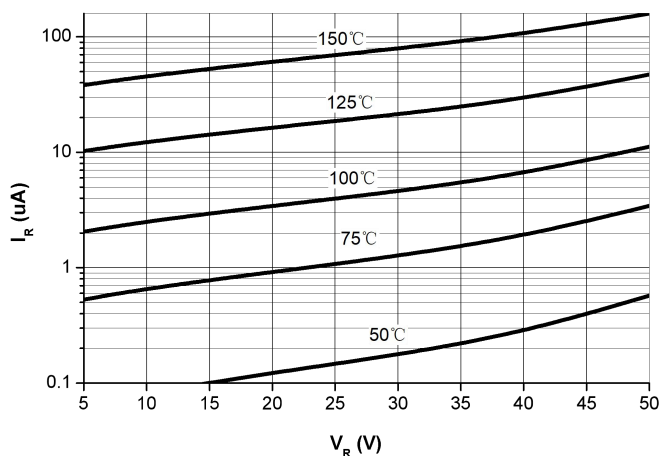
Capacitance vs. Reverse Voltage



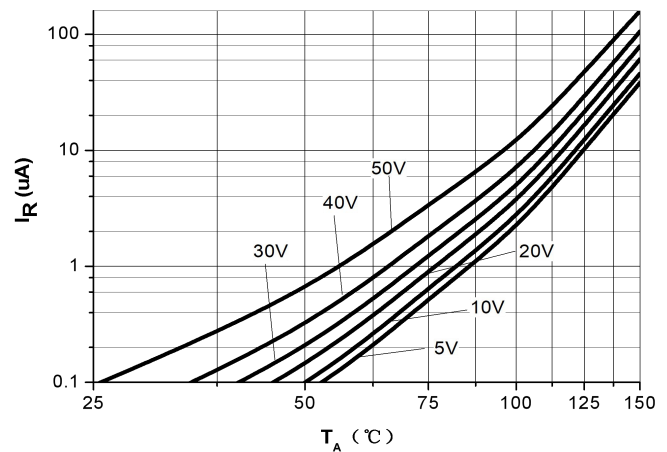
Forward Voltage vs. Forward Current



Reverse Leakage Current vs. Reverse Voltage



Reverse Leakage Current vs. Temperature

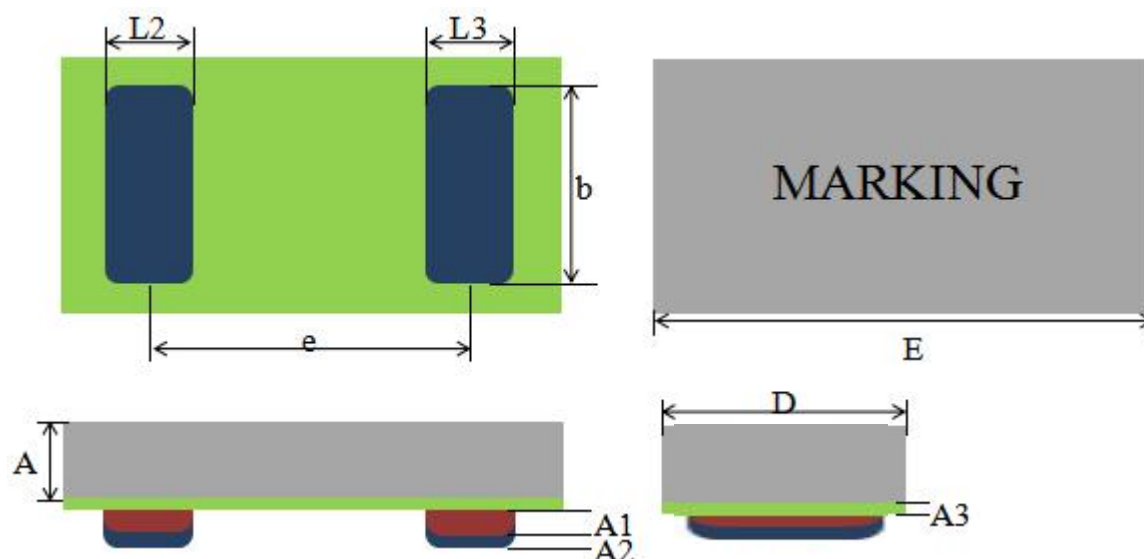


Ordering Information:

Device	Package	Plating	Shipping
SFC5000A	WLCSP	Cu+Sn	6000pcs/reel

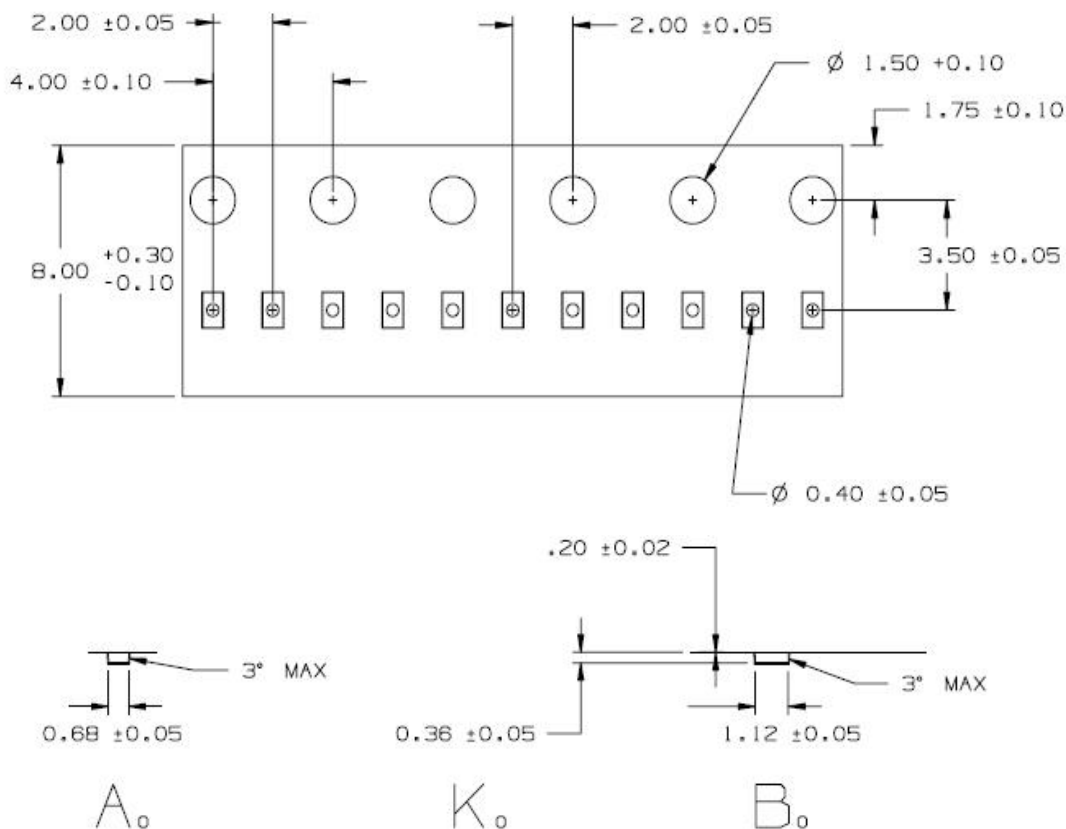
For information on tape and reel specifications, including part orientation and tape sizes, please refer to our tape and reel packaging specification.

Mechanical Dimensions (in millimeters:WLCSP)

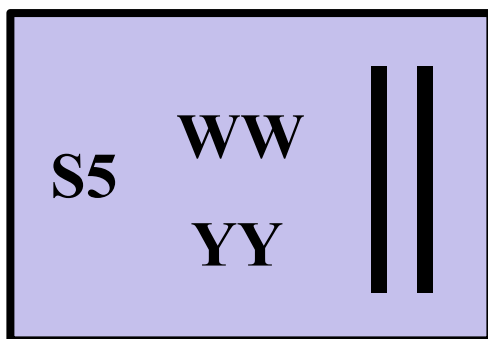


Item	Material	mechanical size(mm)		
		min	typ	max
A	Si	0.240	0.260	0.280
A1	Cu		0.008	
A2	Sn		0.003	
A3	PI	0.003	0.004	0.005
b			0.500	
L2		0.200	0.250	0.300
L3		0.200	0.250	0.300
e			0.650	
D		0.590		0.63
E		0.990		1.03

Carrier Tape and Reel Specification(in millimeters)



Marking Diagram



\parallel = cathode
 WW = week code
 YY = year code
 S5 = device code

Technical Data

Data Sheet N2066, Rev. -



DISCLAIMER:

- 1- The information given herein, including the specifications and dimensions, is subject to change without prior notice to improve product characteristics. Before ordering, purchasers are advised to contact the SMC Diode Solutions sales department for the latest version of the datasheet(s).
- 2- In cases where extremely high reliability is required (such as use in nuclear power control, aerospace and aviation, traffic equipment, medical equipment, and safety equipment), safety should be ensured by using semiconductor devices that feature assured safety or by means of users' fail-safe precautions or other arrangement.
- 3- In no event shall SMC Diode Solutions be liable for any damages that may result from an accident or any other cause during operation of the user's units according to the datasheet(s). SMC Diode Solution assumes no responsibility for any intellectual property claims or any other problems that may result from applications of information, products or circuits described in the datasheets.
- 4- In no event shall SMC Diode Solutions be liable for any failure in a semiconductor device or any secondary damage resulting from use at a value exceeding the absolute maximum rating.
- 5- No license is granted by the datasheet(s) under any patents or other rights of any third party or SMC Diode Solutions.
- 6- The datasheet(s) may not be reproduced or duplicated, in any form, in whole or part, without the expressed written permission of SMC Diode Solutions.
- 7- The products (technologies) described in the datasheet(s) are not to be provided to any party whose purpose in their application will hinder maintenance of international peace and safety nor are they to be applied to that purpose by their direct purchasers or any third party. When exporting these products (technologies), the necessary procedures are to be taken in accordance with related laws and regulations..