

THIS COPY IS PROVIDED ON A RESTRICTED BASIS AND IS NOT TO BE USED IN ANY WAY DETRIMENTAL TO THE INTERESTS OF PANDUIT CORPORATION.

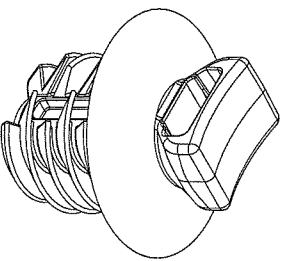
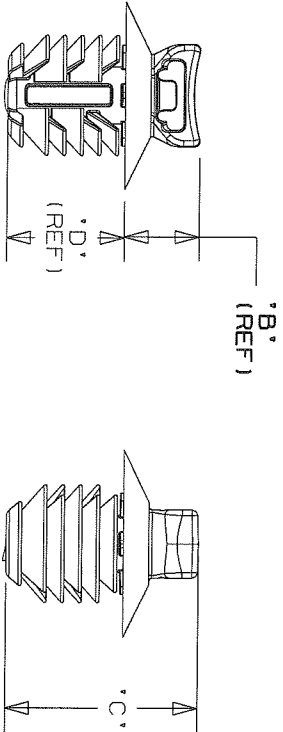
PANDUIT PART NUMBER	USED WITH CABLE TIES	DIMENSIONS					MATERIAL	WEIGHT grams/100pcs
		'A' (REF)	'B' (REF)	'C' (REF)	'D' (REF)	'D' (REF)		
PUM-100--30	M, 1, S	16.2	6.6	16.9	10.4	HEAT STABILIZED NYLON 6/6 BLACK	70.07	

NOTES:

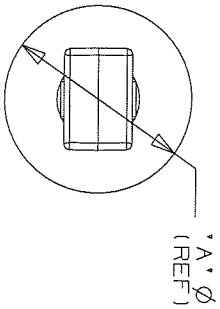
1. SEE CURRENT PRICE SHEET FOR PART NUMBER SUFFIX DESIGNATION FOR PACKAGE SIZE, AND COLOR.

2. (*) DIMENSIONAL VARIANCE IS POSSIBLE DUE TO MOLDING PROCESS RELATED SINK MARKS.

3. APPLICATION SPECIFICATION:
HOLE DIAMETER: 9.0 - 10.0 mm
PANEL THICKNESS: 0.8 - 7.0 mm



SCALE 2:1



REV	DATE	BY	CHK	DESCRIPTION	ECN	R	R	CUST	SUP
06B	9-26-08	PSG	KLW	ADDED, REMOVED, & RENAMED DIMENSIONS	GB0239MM		06B	KLW	
06A	8-22-08	PSG		REMOVED 2 DIMS, REMOVED RIBS FROM HEAD, UPDATED FILE NAME AND CHANGED REV STYLE	GB0239MM		06A		
R	8-24-06	TMSA		INITIAL RELEASE	GB0239MM	R			

CAD FILENAME/LAYERS		G03151BD_DC_GB0239MM/06B	
PANDUIT		TINLEY PARK, ILLINOIS	
CORP.			
PUM-100--30 PUSH UMBRELLA MOUNT 100			
UNLESS OTHERWISE SPECIFIED, ALL DIMENSIONS ARE METRIC TOLERANCE: ±0.5MM			
DRAWN BY	TMSA	MAT'L:	
DATE	8-24-06	SCALE	1:1 UNLESS NOTED
CHK'D	KLW	DWG NO.	GB0239MM
		DWG SIZE	A
SEE TABLE			