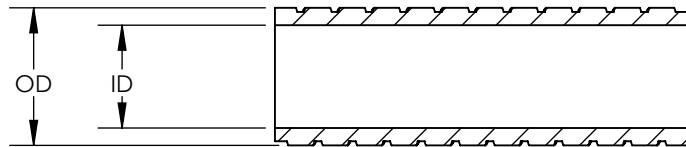
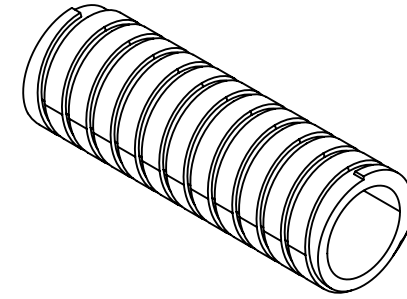
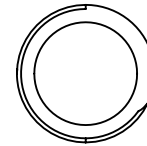
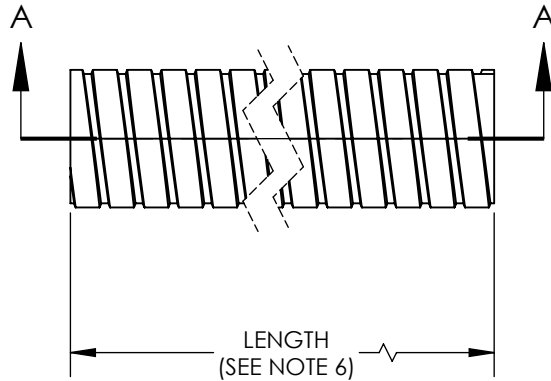


SW2014



Revision level			Revision Record	Changed	Date	Approved	Date
Drawing	State	Part					
00.0	Design Release		SEE ECN# 013638	GRW	11/30/2016	KAC	11/30/2016



SECTION A-A

- NOTES:
1. FLAMMABILITY SELF-EXTINGUISHING (EN613861)
 2. OPERATING TEMPERATURE -148° F TO +572° F (-100° C TO +300° C)
 3. RoHS
 4. HF
 5. USE WITH HELAGUARD FU-M SERIES METALLIC FITTINGS FOR IP40 RATINGS
 6. CONSULT FACTORY OR WEBSITE FOR AVAILABLE LENGTHS

Conduit Nominal Size		HellermannTyton Item Number	Man'f Part Reference	Outside Dimension (OD)		Inside Dimension (ID)		Minimum Bend Radius	
inches	mm			in	mm	in	mm	in	mm
1/4	10.0	FU10-25M	FU10	0.36	9.1	0.27	6.8	0.98	25.0
5/16	12.0	FU12-25M	FU12	0.52	13.2	0.39	10.0	1.18	30.0
3/8	16.0	FU16-25M	FU16	0.65	16.4	0.51	12.9	1.57	40.0
1/2	20.0	FU20-25M	FU20	0.81	20.6	0.66	16.8	1.77	45.0
3/4	25.0	FU25-25M	FU25	0.97	24.6	0.82	20.9	2.17	55.0
1	32.0	FU32-25M	FU32	1.26	32.0	1.09	27.8	2.76	70.0
1-1/4	40.0	FU40-10M	FU40	1.67	42.5	1.47	37.3	3.15	80.0
1-1/2	50.0	FU50-10M	FU50	2.09	53.2	1.89	48.0	3.54	90.0
2	63.0	FU63-10M	FU63	2.46	62.5	2.24	57.0	4.53	115.0

Material GALVANIZED STEEL	Units: inches	The copyright of this drawing is reserved by HellermannTyton. It is issued on condition that it is not reproduced, copied, or disclosed to a third party, either wholly or in part, without the consent of HellermannTyton.	Drawn	GRW	11/30/2016	Article/Type-No	FU-x SERIES		Scale	
	Dimension without tolerances details to: .xxxx = ±.0005 .xxx = ±.005 .xx = ±.01 .x = ±.03 None = ±.06 ∠ = ±0.5° Dimension Formatted in/[mm]		Approved	KAC	11/30/2016	Title	HELAGUARD FLEXIBLE METALLIC GALVANIZED STEEL CONDUIT		Project Number	
	 North America Email: corp@htamericas.com Web: www.hellermann.tyton.com			Drawing-No	PRODUCTION : Phase		Format		AH	
				16-1647-001-CSU			Sheet		1/1	