

LC SERIES

CABLES FOR SENSORS WITH M12 ROUND CONNECTION



The LC cable series can be used with sensors that have M12 round connectors (IEC61076-2-101).

These are supplied as standard with choice of PVC or PUR/PVC sheath insulated cables in lengths of 2, 5 and 10 metres and with either straight or elbow connector bodies.

Features

- 4 pole M12 connector to IEC61076-2-101
- IP67 protection IEC 60529 (a3)
- Anti-vibration system
- Head temperature range -40 90°C, with good resistance to oils
- Choice of PVC or PUR/PVC cable insulation

SPECIFICATIONS

Technical

Protection degree IEC 60529 (a3)	Ip67 When used in conjunction with a suitable Sensata switch
Head temperature range °C	-40 to 90
Cable temperature range °C	PVC -25 to 90 PUR -25 to 80
Housing oil resistance	Very good
Housing material	TPU (polyurethane)
Contact material	Gold over nickel plated CuZn
Locking nut material	Nickel plated Brass
Conductor size	4/0.34 mm ²

Electrical

Voltage AC Max	V	250
Voltage DC Max	V	250
Current Max @40°C	A	4
Voltage drop @1A x 1M	V	0.13

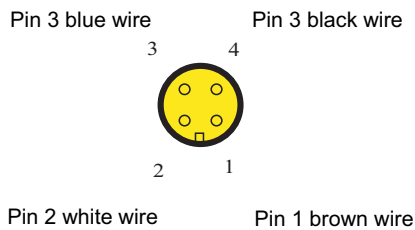
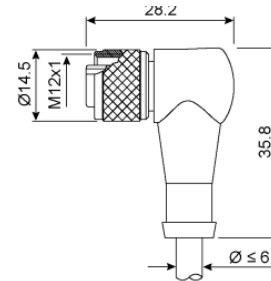
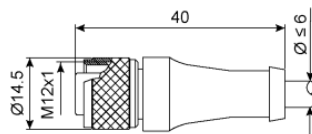
Standard Parts	Cable sheath	Wire insulation	Wire cores	Body type	Length (m)
LC02FBS-PVC	PVC	PVC	4/0.34	Straight	2
LC05FBS-PVC	PVC	PVC	4/0.34	Straight	5
LC10FBS-PVC	PVC	PVC	4/0.34	Straight	10
LC02FBS-PUR	PUR	PVC	4/0.34	Straight	2
LC05FBS-PUR	PUR	PVC	4/0.34	Straight	5
LC10FBS-PUR	PUR	PVC	4/0.34	Straight	10
LC02FBR-PVC	PVC	PVC	4/0.34	Elbow	2
LC05FBR-PVC	PVC	PVC	4/0.34	Elbow	5
LC10FBR-PVC	PVC	PVC	4/0.34	Elbow	10
LC02FBR-PUR	PUR	PVC	4/0.34	Elbow	2
LC05FBR-PUR	PUR	PVC	4/0.34	Elbow	5
LC10FBR-PUR	PUR	PVC	4/0.34	Elbow	10

Custom versions can be made for particular applications. Please contact Sensata with your requirements.



DIMENSIONS

All dimensions are in millimeters



Sensata Technologies, Inc. ("Sensata") data sheets are solely intended to assist designers ("Buyers") who are developing systems that incorporate Sensata products (also referred to herein as "components"). Buyer understands and agrees that Buyer remains responsible for using its independent analysis, evaluation and judgment in designing Buyer's systems and products. Sensata data sheets have been created using standard laboratory conditions and engineering practices. Sensata has not conducted any testing other than that specifically described in the published documentation for a particular data sheet. Sensata may make corrections, enhancements, improvements and other changes to its data sheets or components without notice.

Buyers are authorized to use Sensata data sheets with the Sensata component(s) identified in each particular data sheet. HOWEVER, NO OTHER LICENSE, EXPRESS OR IMPLIED, BY ESTOPPEL OR OTHERWISE TO ANY OTHER SENSATA INTELLECTUAL PROPERTY RIGHT, AND NO LICENSE TO ANY THIRD PARTY TECHNOLOGY OR INTELLECTUAL PROPERTY RIGHT, IS GRANTED HEREIN. SENSATA DATA SHEETS ARE PROVIDED "AS IS". SENSATA MAKES NO WARRANTIES OR REPRESENTATIONS WITH REGARD TO THE DATA SHEETS OR USE OF THE DATA SHEETS, EXPRESS, IMPLIED OR STATUTORY, INCLUDING ACCURACY OR COMPLETENESS. SENSATA DISCLAIMS ANY WARRANTY OF TITLE AND ANY IMPLIED WARRANTIES OF MERCHANTABILITY, FITNESS FOR A PARTICULAR PURPOSE, QUIET ENJOYMENT, QUIET POSSESSION, AND NON-INFRINGEMENT OF ANY THIRD PARTY INTELLECTUAL PROPERTY RIGHTS WITH REGARD TO SENSATA DATA SHEETS OR USE THEREOF.

All products are sold subject to Sensata's terms and conditions of sale supplied at www.sensata.com SENSATA ASSUMES NO LIABILITY FOR APPLICATIONS ASSISTANCE OR THE DESIGN OF BUYERS' PRODUCTS. BUYER ACKNOWLEDGES AND AGREES THAT IT IS SOLELY RESPONSIBLE FOR COMPLIANCE WITH ALL LEGAL, REGULATORY AND SAFETY-RELATED REQUIREMENTS CONCERNING ITS PRODUCTS, AND ANY USE OF SENSATA COMPONENTS IN ITS APPLICATIONS, NOTWITHSTANDING ANY APPLICATIONS-RELATED INFORMATION OR SUPPORT THAT MAY BE PROVIDED BY SENSATA.

Mailing Address: Sensata Technologies, Inc., 529 Pleasant Street, Attleboro, MA 02703, USA.

CONTACT US

Cynergy3 Components Ltd.
7 Cobham Road,
Ferndown Industrial Estate,
Wimborne, Dorset,
BH21 7PE, United Kingdom