

MDS Series Micro Snap-acting Detect Switches



Features/Benefits

- Snap-acting tactile feel
- Small package size
- Available in vertical or right angle PCB mount
- Long total travel of 2,9 mm
- RoHS compliant and compatible

Typical Applications

- Detect the presence of a mechanical device
- Medical devices
- Consumer electronic devices

Specifications

CONTACT RATING: 0.3A @ 6 VDC.
 MECHANICAL & ELECTRICAL LIFE: 10,000 operations.
 CONTACT RESISTANCE: 200 m Ω max.
 OPERATING TEMPERATURE: -25°C to +70°C.
 SOLDERABILITY: Wave solder, no wash.
 PACKAGING: Bulk except tape and reel 2,100
 OPERATING FORCE: 65g Max.
 RELEASE FORCE: 8g Min.

Materials

BASE: PA6T
 COVER & ACTUATOR: PA46T
 MOVABLE CONTACT: Copper alloy, silver plated.
 STATIONARY CONTACTS: Copper alloy, silver plated.
 TERMINALS: Copper alloy, tin plated.

NOTE: MDS series is RoHS compliant, and compatible. See technical data section of this catalog for RoHS compliant and compatible definitions and specifications.

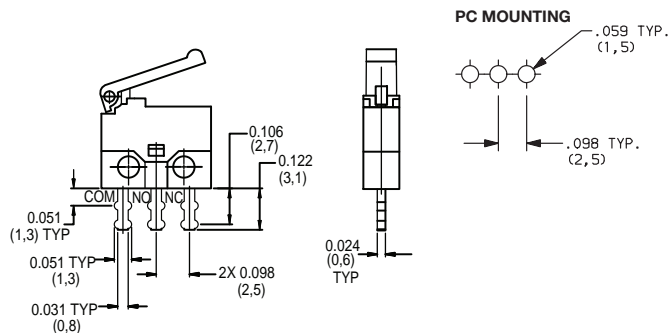
NOTE: Specifications and materials listed above are for switches with standard options. For information on specific and custom switches, consult Customer Service Center.

How To Order

Complete part numbers for MDS Series Switches are shown below.



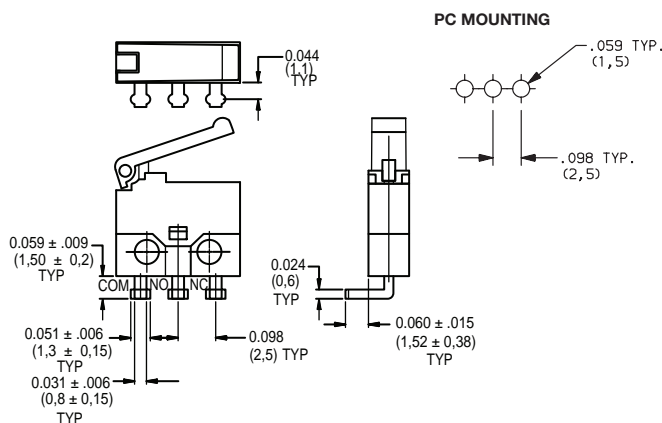
MDS001C
SPDT



PART NUMBER	DESCRIPTION
MDS001C	Vertical
SCHEMATIC	
SPDT	



MDS002C
SPDT



PART NUMBER	DESCRIPTION
MDS002C	Right Angle, Left bend
SCHEMATIC	
SPDT	

For all other dimensions see MDS001C



Dimensions are shown: Inch (mm)
 Specifications and dimensions subject to change

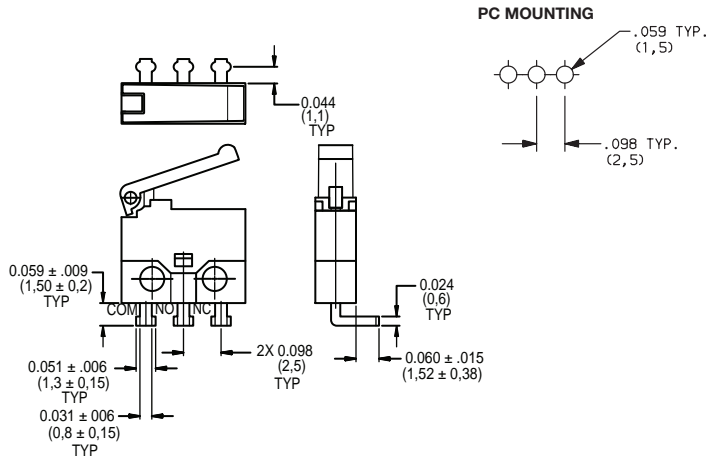


MDS Series Micro Snap-acting Detect Switches

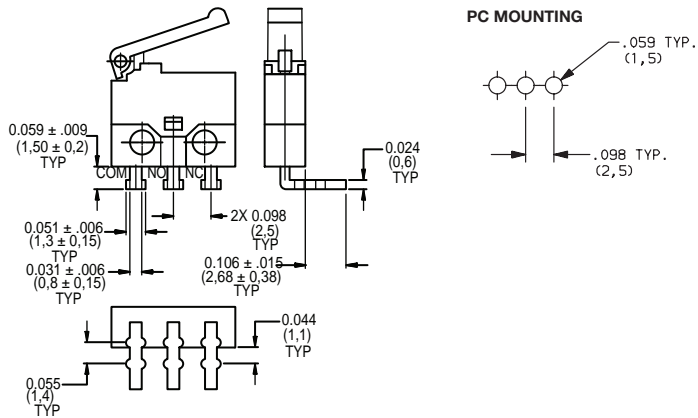


MDS003C
SPDT

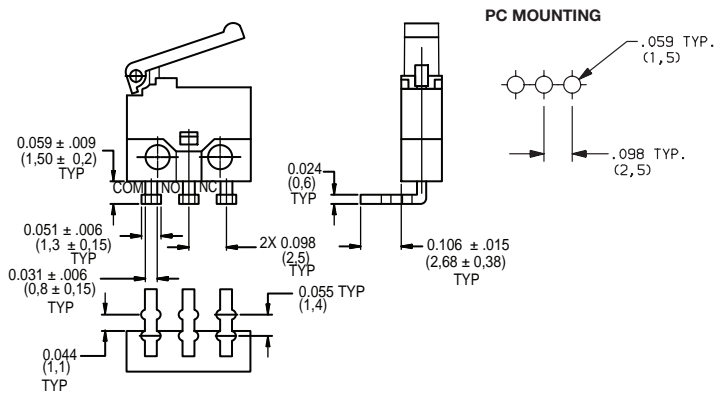
PART NUMBER	DESCRIPTION
MDS003C	Right Angle, Right bend
SCHEMATIC	
SPDT	



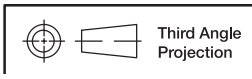
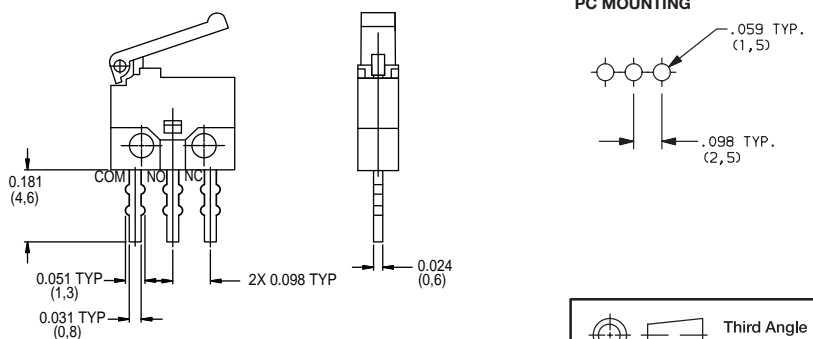
PART NUMBER	DESCRIPTION
MDS005C	Right Angle, Right bend
SCHEMATIC	
SPDT	



PART NUMBER	DESCRIPTION
MDS006C	Right Angle, Left Bend
SCHEMATIC	
SPDT	



PART NUMBER	DESCRIPTION
MDS007C	Vertical
SCHEMATIC	
SPDT	



Dimensions are shown: Inch (mm)
Specifications and dimensions subject to change



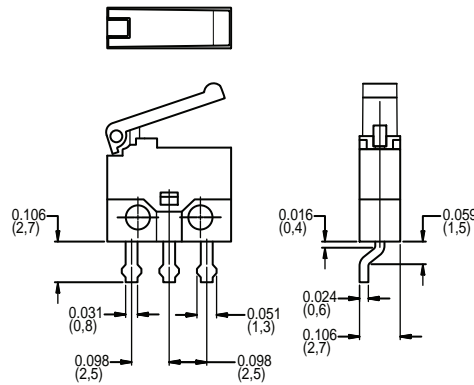
Detect

MDS Series Micro Snap-acting Detect Switches

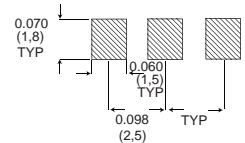


PART NUMBER	DESCRIPTION
MDS008C	SMT Left Mount
SCHEMATIC	
SPDT	

Note: Tape and Reel quantity is 2,100



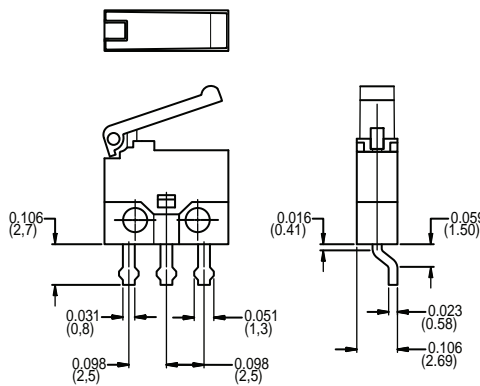
Recommended SMT Mounting



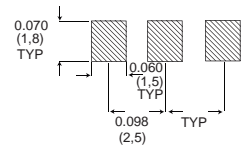
MDS009C
SPDT

PART NUMBER	DESCRIPTION
MDS009C	SMT Right Mount
SCHEMATIC	
SPDT	

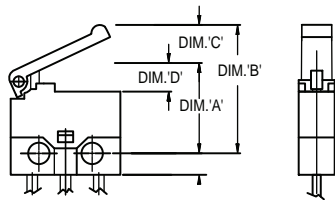
Note: Tape and Reel quantity is 2,100



Recommended SMT Mounting

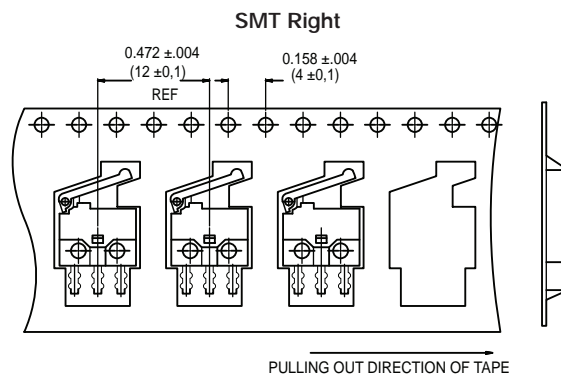
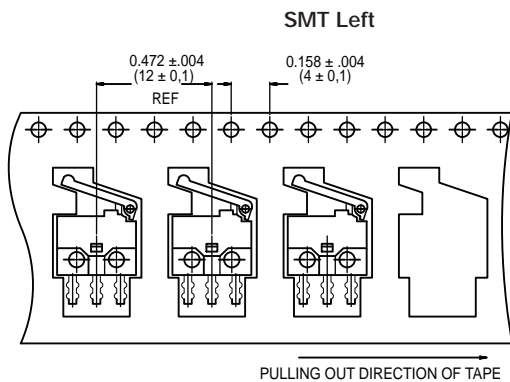


MDS Operating Characteristics

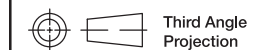


OPERATING CHARACTERISTICS	
OPERATING POSITION - DIM. A'	.276+.015/-0.02 (7.0+0.4/-0.5)
FREE POSITION - DIM. B'	.378(9.6) MAX
PRETRAVEL - DIM. C'	.098(2.5) MAX
OVER TRAVEL - DIM. D'	.006(0.15) MIN
CONTACT RATING	0.3A 6V DC
OPERATING FORCE	65 gf MAX.

TAPE & REEL



Note: MDS008 and MDS009 supplied in carrier tape meeting the EIA-481-2 standard for the 24mm tape. Packaging quantity: 2,100 pieces per reel.



Third Angle Projection
Dimensions are shown: Inch (mm)
Specifications and dimensions subject to change

