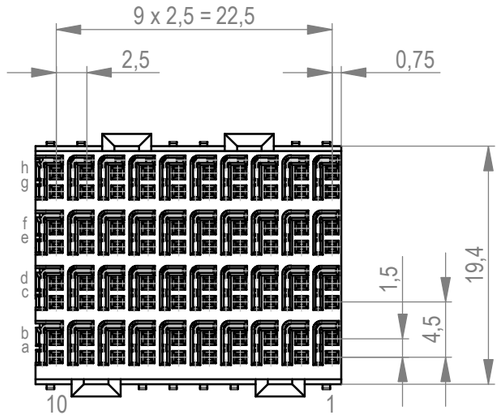

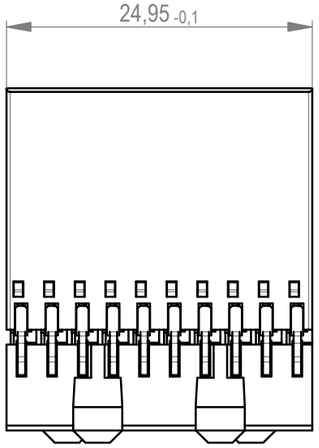

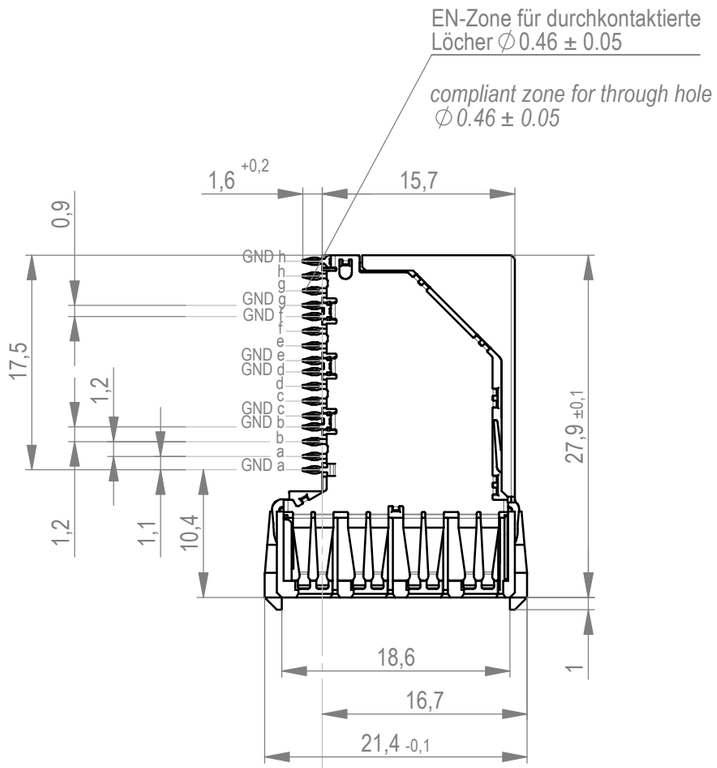

Lochbild für Leiterplatte (Bestückungsseite)
Board hole pattern (Component mounting side)

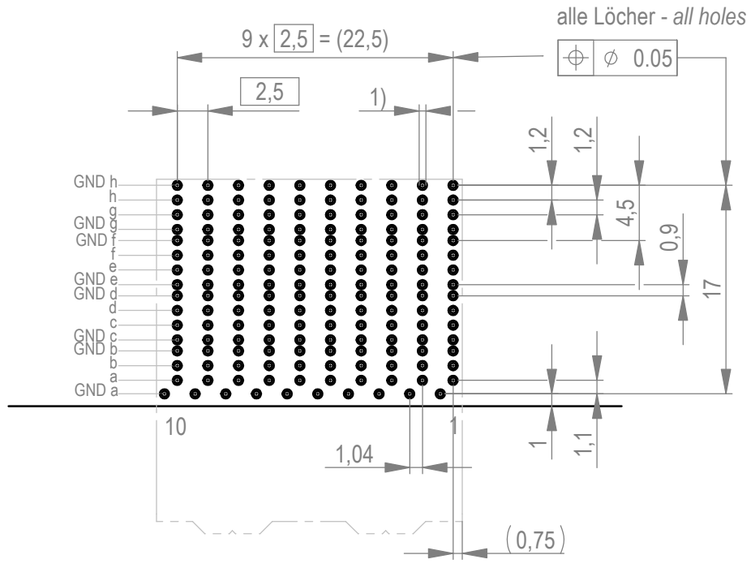

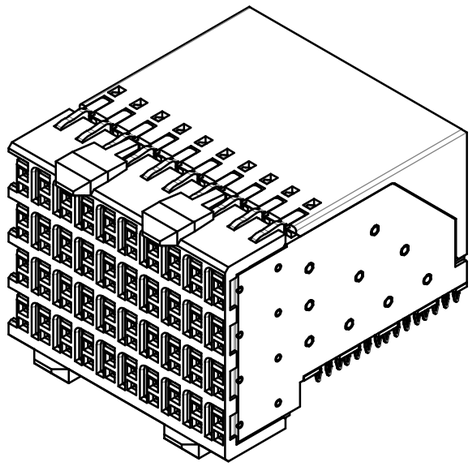

Oberfläche der Tochterplatine
Top surface of daughter card

1) ∅ 0.46 ± 0.05 Durchmesser des metallisierten Loches
∅ 0.46 ± 0.05 Diameter of finished plated-through hole

∅ 0.55 ± 0.02 Bohrdurchmesser des Loches
∅ 0.55 ± 0.02 Diameter of drilled hole

Schichtaufbau im metallisierten Loch siehe Zeichnung 384191
Metal plating of plated-through hole see drawing 384191

Anforderungsstufe 2
class 2

Stege am Frontrahmen entfernt
Bar in frontface removed

Dimension no. - not assigned dimension no.: -	Tolerances ISO 8015	All Dimensions in mm	Scale 2:1
Customer drawing: All rights reserved. Only for Information. To ensure that this is the latest version of this drawing, please contact one of the ERNI companies before using.	Subject to modification without prior notice. Drawing will not be updated.	ERNI International AG Zürichstrasse 72 8306 Brüttisellen - Zürich Switzerland	ERmetZDplus Female Connector 4-10
e 15.01.2021 Index Date			384312 — I A3
			Class ERMZD+

Die deutsche Version dieser Zeichnung dient nur zur Erleichterung der Handhabung. Bei Abweichungen von dem englischen Original gilt das englische Original.
The german version of this drawing has been offered for convenience only and may deviate from the english original.
In case of any deviation the English version shall prevail.

Weitergabe sowie Vervielfältigung dieses Dokuments, Verwertung und Mitteilung seines Inhalts sind verboten, soweit nicht ausdrücklich gestattet. Zuwiderhandlungen verpflichten zu Schadenersatz. Alle Rechte für den Fall der Patent-, Gebrauchsmuster- oder Geschmacksmustereintragung vorbehalten.
The reproduction, distribution and utilization of this document as well as the communication of its contents to others without express authorization is prohibited. Offenders will be held liable for the payment of damages. All rights reserved in the event of the grant of a patent, utility model or design.