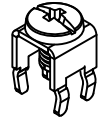
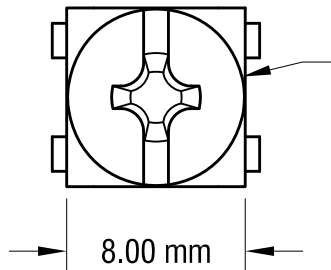
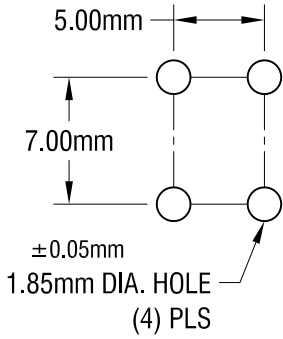


THIS DOCUMENT IS THE PROPERTY OF KEYSTONE ELECTRONICS CORP. AND SHALL NOT BE REPRODUCED, DISTRIBUTED OR USED AS A BASIS FOR MANUFACTURE WITHOUT PRIOR WRITTEN PERMISSION FROM KEYSTONE ELECTRONICS CORP.

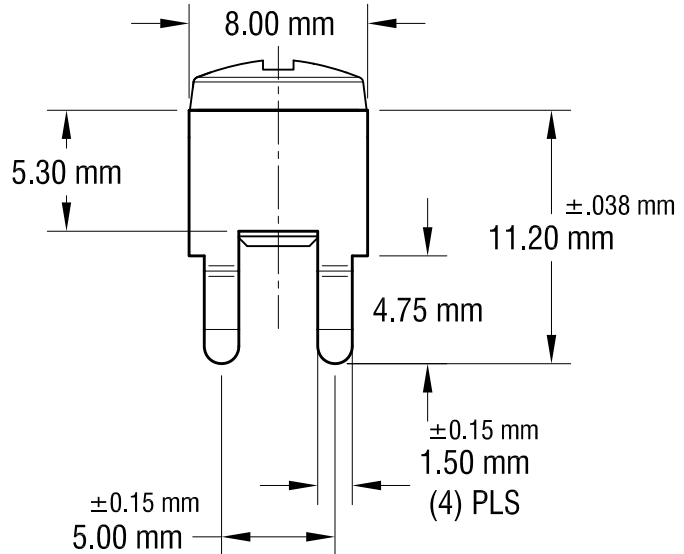
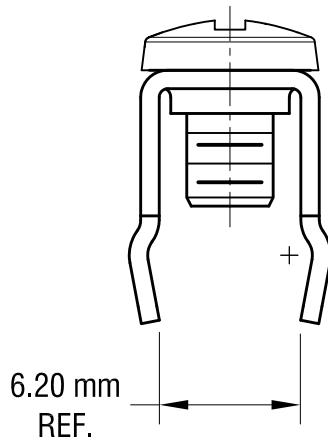
ACTUAL SIZE



MOUNTING DETAIL



M4 x 0.7
6.35 LENGTH
CAPTIVE SCREW



NOTE:

1. TERMINAL:

MAT'L - 0.81mm TH'K BRASS, MATTE TIN PLATE

SCREW : ONE (1) M4 x 0.7 x 6.35mm L.
(CAPTIVE SCREW)

MAT'L - BRASS, NICKEL PLATE

HEAD OF SCREW IS POWDER COATED
WITH COLOR AS INDICATED IN CHART.

2. ALL DIMENSIONS ARE IN MILLIMETERS.

PC SCREW TERMINAL WITH COLORED SCREW HEAD

PART NO.	HEAD COLOR	PART NO.	HEAD COLOR
7797-2	RED	7797-5	BLUE
7797-3	BLACK	7797-6	GREEN
7797-4	WHITE	7797-7	YELLOW

KEYSTONE ELECTRONICS CORP.

www.keyelco.com • NEW HYDE PARK, NY 11040 • Tel (516) 328-7500

PART NAME

P METRIC SCREW TERMINAL WITH SCREW

MATERIAL

AS NOTED

FINISH

AS NOTED

DRN BY

NT

DATE

6.03.15

APP'D

LN

SCALE

3X

TOLERANCES

INCH

[MM]

CODE

DWG NO.

DECIMAL

± [± 0.25]

C

ANGULAR ± 1°
UNLESS OTHERWISE SPECIFIED

7797-2 - 7797-7

DATE

DESCRIPTION

REV.